




Products Outlines





BARI

Metal Work Service S.r.l.
Via S. Magno km 0,400
(zona industriale)
70033 Corato BA
Tel. 080 898 73 94 r.a.
info.ba@metalworkservice.com
www.metalworkservice.com

Basilicata,
Calabria,
Malise,
Puglia,
Sicilia

BERGAMO

Metal Work Service S.r.l.
Via Vienna, 28
Loc. Verdellino Zingonia
24040 Verdellino BG
Tel. 035 88 53 79
info.bg@metalworkservice.com
www.metalworkservice.com

Bergamo

BOLOGNA

Metal Work Service S.r.l.
Via del Fresatore, 7
40138 Bologna BO
Tel. 051 70 27 11
info.bo@metalworkservice.com
www.metalworkservice.com

Bologna,
Ferrara,
Ravenna

BRESCIA

Metal Work Service S.r.l.
Via del Mella, 37 - Z.I. Fornaci
25131 Brescia BS
Tel. 030 35 855 r.a.
info.bs@metalworkservice.com
www.metalworkservice.com

Brescia

CREMONA

Metal Work Service S.r.l.
Via Sesto, 62
26100 Cremona CR
Tel. 0372 27 64 8
info.cr@metalworkservice.com
www.metalworkservice.com

Cremona,
Piacenza

LECCO

Metal Work Service S.r.l.
Via per Dolzago, 39
23848 Oggiono LC
Tel. 0341 26 67 11
info.lc@metalworkservice.com
www.metalworkservice.com

Como,
Lecco,
Sondrio

FILIALE DI VARESE

Via Gasparoli, 197
21012 Cassano Magnago VA
Tel. 0331 28 09 20
info.va@metalworkservice.com
www.metalworkservice.com

Varese

MANTOVA

Metal Work Service S.r.l.
Viale d/Libertà, 9
46051 San Giorgio
Bigarello MN
Tel. 0376 37 41 81
info.mn@metalworkservice.com
www.metalworkservice.com

Mantova

MODENA

Metal Work Service S.r.l.
Via S. Giovanni Bosco, 267
41122 Modena MO
Tel. 059 23 98 06
info.mo@metalworkservice.com
www.metalworkservice.com

Modena

MONZA BRIANZA

Metal Work Service S.r.l.
Via Altiero Spinelli, 57
20862 Arcore MB
Tel. 039 61 80 056
info.mi@metalworkservice.com
www.metalworkservice.com

Lodi,
Milano,
Monza-Brianza

NOVARA

Metal Work Service S.r.l.
Piazzale A. Antonelli, 8
28060 S. Pietro Mosezzo
Fr. Nibbia NO
Tel. 0321 43 79 86
info.no@metalworkservice.com
www.metalworkservice.com

Biella,
Novara,
Pavia,
Verbano-Cusio,
Vercelli

PARMA

Metal Work Service S.r.l.
P.za Lunardi 27/A
43100 Parma PR
Tel. 0521 24 09 64
info.pr@metalworkservice.com
www.metalworkservice.com

Parma,
Reggio Emilia

PRATO

Metal Work Service S.r.l.
Via O. Vannucchi, 17/10
59100 Prato PO
Tel. 0574 757298
info.po@metalworkservice.com
www.metalworkservice.com

Toscana,
Umbria

RIMINI

Metal Work Service S.r.l.
Via Piane, 23/A
47853 Coriano RN
Tel. 0541 65 87 15
info.rn@metalworkservice.com
www.metalworkservice.com

Ascoli Piceno,
Cesena, Fermo,
Forlì, Pesaro,
Rimini, Urbino

Abruzzo

TORINO

Metal Work Service S.r.l.
Via Bruino, 22/2
10040 Rivalta di Torino TO
Tel. 011 90 32 666
metalwto@metalworkservice.com
www.metalworkservice.com

Alessandria, Asti,
Cuneo, Torino

Liguria, Sardegna,
Valle d'Aosta

TREVISO

Metal Work Service S.r.l.
Via P. A. Gemelli, 34/d
31038 Postioma di Paese TV
Tel. 0422 48 45 78 r.a.
info.tv@metalworkservice.com
www.metalworkservice.com

Belluno,
Treviso,
Venezia

Friuli Venezia Giulia

VERONA

Metal Work Service S.r.l.
Via Evangelista Torricelli, 71/a
37136 Verona VR
Tel. 045 50 31 23
info.vr@metalworkservice.com
www.metalworkservice.com

Verona

VICENZA

Metal Work Service S.r.l.
Via Progresso, 70
36035 Marano Vicentino VI
Tel. 0445 56 05 90
info.vi@metalworkservice.com
www.metalworkservice.com

Padova,
Rovigo,
Vicenza

Authorized Dealers

North

PADOVA

ATI Compressori S.r.l.
Via Padre Nicolini, 23
35013 Cittadella PD
Tel. 049 9401777
info@aticompressori.it
www.aticompressori.it

Padova

TRENTINO ALTO ADIGE

E.B.I. Group S.p.a.
Via Maccani, 197
38100 Trento TN
Tel. 0461 82 55 75
infotn@ebigroup.it
www.ebigroup.it

Trentino
Alto Adige

Centre

FROSINONE

R.C.A. S.r.l.
Via le lame, 20
03100 Frosinone FR
Tel. 0775 29 23 17
info@rcafrosinone.it
www.rcafrosinone.it

Frosinone

LATINA

Atilsystem S.r.l.
Via Pantanaccio, 76
04100 Latina LT
Tel. 0773 48 80 08
info@atilsystem.com
www.atilsystem.com

Latina,
Rieti,
Roma,
Viterbo

MACERATA

Torresi Raffaele & C S.r.l.
Via Sandro Pertini, 51
62012 Civitanova Marche MC
Tel. 0733 80 11 20
info@torresiraffaele.it
www.torresiraffaele.it

Ancona,
Macerata

South

AVELLINO

A.R.A. S.a.s.
di C. Argenziano & C.
Via Appia, 123/125
83042 Atripalda AV
Tel. 0825 62 56 03
info@araforiture.it
www.araforiture.it

Avellino,
Benevento

NAPOLI

Oleodinamica e Pneumatica
Ardolino S.r.l.
Via M.le Manfredi, 24
80039 Saviano NA
Tel. 081 82 11 468
oleodi15@oleodinamicardiolino.191.it

Napoli
(provincia)

R.C.P. Service S.r.l.

Via Nuova delle breccie, 176
80147 Napoli NA
Tel. 081 75 24 238
info@rcpcasale.com
www.rcpcasale.com

Caserta,
Napoli (città),
Salerno



Europe

BELGIUM

Metal Work België/Belgique
Mechelsesteenweg 277
B-1800 Vilvoorde - Belgium
Tel. 0032 02 75 16 120
metalwork@metalworkpneumatic.be
www.metalworkpneumatic.be

CZECH REPUBLIC

Metal Work Pneumatic CZ, s.r.o.
Ostravská 494
73925 Sviadnov
Czech Republic
Tel. 00420 596 748 577
info@metalwork.cz
www.metalwork.cz

DENMARK

Metal Work Danmark A/S
Korskildelund 1
2670 Greve - Denmark
Tel. 0045 70 22 23 11
metalwork@metalwork.dk
www.metalwork.dk

FINLAND

Metal Work Finland OY
Puurtajankatu 15A
04440 Järvenpää - Finland
Tel. 00358 10 836 5700
metalwork@metalwork.fi
www.metalwork.fi

FRANCE

Metal Work France Sarl
Parc d'Activités
de l'Esplanade - BP 222
14 Rue Enrico Fermi
77463 Saint Thibault
des Vignes Cedex - France
Tel. 0033 01 60 94 00 00
info@metalwork.fr
www.metalwork.fr

GERMANY

Metal Work Deutschland GmbH
GERMAN OFFICE
Rankinstraße 2
D-86899 Landsberg am Lech
Germany
Tel. 0049 08191 428940
metalwork@metalwork.de
www.metalwork.de
AUSTRIAN OFFICE
Tel. 0043 720 010100
metalwork@metalwork.at

HOLLAND

Metal Work Nederland B.V.
Postbus 90 - 6710 BB EDE
Voltastraat 9 - 6716 AJ EDE
Holland
Tel. 0031 0318 66 51 11
metalwork@metalwork.nl
www.metalwork.nl

POLAND

Metal Work Polska Sp. z o.o.
ul. Szamotulska 1, Baranowo
62-081 - Przemierowo
Poland
Tel. 0048 61 65 01 840
metalwork@metalwork.pl
www.metalwork.pl

PORTUGAL

Metal Work Portugal Lda
Estrada Nacional, 1
P.C. Emiauto Pav-D Sobreiro
Torio 3850 - Albergaria
a Velha - Portugal
Tel. 00351 23 45 25 425
www.metalwork.eu

ROMANIA

Metal Work Pneumatic S.r.l.
Jud. Timiș Sat Moșița Nouă
com. Moșița Nouă,
307285, Str. Copenhaga, 1
Romania
Tel. 0040 374 62 22 60
Fax 0040 374 09 15 47
metalwork@metalworkpneumatic.ro
www.metalworkpneumatic.ro

RUSSIA

OOO Metal Work Pneumatic
121354, Moscow,
Dorogobuzhskaya str., 14 build.
6 - Russia
Tel. 007 499 558 10 40
007 499 995 12 19
info@metalworkpneumatic.ru
www.metalworkpneumatic.ru

SPAIN

Metal Work Iberica S.A.
Pol. Ind. Can Magí
c/Can Magí, 9
08210 Barbera del Valles
(Barcelona) - Spain
Tel. 0034 937 180 244
metalwork@metalwork.es
www.metalwork.es

SWEDEN

Metal Work Sverige AB
Modemgatan, 7
235 39 Vellinge - Sweden
Tel. 0046 040 42 07 00
metalwork@metalwork.se
www.metalwork.se

SWITZERLAND

Metal Work Pneumatik GmbH
Langfeldstrasse 88
8500 Frauenfeld - Switzerland
Tel. 0041 052 369 40 40
metalwork@metalwork.ch
www.metalwork.ch

UK

Metal Work UK Ltd
Blackhill drive
Wolverton Mill
Milton Keynes - MK 12 5TS
UK
Tel. 0044 01908 22 22 88
sales@metalwork.co.uk
www.metalwork.co.uk

UKRAINE

Metal Work Ukraine TOV
54-B, Chornovola str.,
Sofiivska Borschagivka
Kiev region, 08131- Ukraine
Tel. 00380 44 502 95 71
metalwork@metalwork.ua
www.metalwork.ua

Africa

SOUTH AFRICA

Metal Work Pneumatic South Africa (Pty) Ltd
Unit 15, Heron Park - 80
Corobrick Road Riverhorse Valley
(East) - Durban - Kwa-Zulu Natal
4017 - South Africa
Tel. 0027 (0) 64 9004900
metalwork@metalworkpneumatic.co.za
www.metalworkpneumatic.co.za

Americas

BRAZIL

Metal Work Pneumática do Brasil Ltda
Rua Otacílio Jacinto Homem,
415 CEP 93120-590
São Leopoldo - RS - Brazil
Tel. 0055 51 3590 7100
metalwork@metalwork.com.br
www.metalwork.com.br

USA

Metal Work Pneumatic USA, Inc.
1120 Eden Road, Suite 106
Arlington, TX 76001 - USA
Tel. 001 817 701 4000
metalwork@metalwork.org
www.metalwork.org

Asia/ Oceania

AUSTRALIA

Metal Work Pneumatic AUSTRALIA Pty Limited
P.O. Box 4209
Dandenong South VIC 3164
93-97 Remington Drive
Dandenong South VIC 3175
Australia
Tel. 0061 03 97 06 67 18
vicsales@metalwork.com.au
www.metalwork.com.au

CHINA

Metal Work Pneumatic Components (Shanghai) Co., Ltd.
Building 15, No.198,
Chang Jian Road,
200949 - Bao Shan District,
Shanghai - China
Tel. 0086 21 36043088
info@metalworkchina.cn
www.metalworkchina.cn

INDIA

Metal Work Pneumatic India Private Limited
No. 18-20, 1st Cross,
Bilekahalli Industrial Area
Adj. IIMB Compound, - India
Bannerghatta Road
Bangalore - 560 076
Tel. 0091 80 26480076
sales@metalwork.in
www.metalwork.in

INDONESIA

PT. Metal Work Pneumatic (INDONESIA)
The Icon Horizon Broadway
M2 No.5
15345 Bumi Serpong
Damai, Tangerang - Indonesia
Tel. 0062 21 30303862
info@metalwork.id
www.metalwork.id

MALAYSIA

Metal Work Pneumatic (M) SDN BHD
11 Jalan Anggerik Mokara
31/52 Seksyen
31, Kota Kemuning
40460 Shah Alam
Selangor Darul Ehsan
Malaysia
Tel. 0060 03 5131 3838
metalwork@metalworkmal.com
www.metalwork.my

THAILAND

Metal Work Pneumatic (Thailand) Co. Ltd
55/289 Moo.3, 345 Road,
Lumpo, Bangbuathong,
Nonthaburi 11110
Thailand
Tel. 00662 961 7000
metalwork@metalwork.co.th
www.metalwork.co.th

Authorized Dealers

Europe

BULGARIA

Ka Matic Ltd.
9N Kuklensko shose
4004 Plovdiv - Bulgaria
Tel. 00359 32 677 772
info@kamatic.com
www.kamatic.com

CYPRUS

Andrew Chr. - Demetriades Ltd.
Corner Aiakos Nemeseos ST
Pollouriotissa
1620 Nicosia - Cyprus
Tel. 00357 22 43 14 50
a.c.demetriades@cablenet.com.cy

GREECE

Airblock Ltd
P.O. Box 1284
Industrial Zone Bl 56B
57022 - Sindos - Greece
Tel. 0030 23 10 72 25 55
info@airblock.gr
www.airblock.gr

Unitair Ltd

20, Sp. Patsi Str.
10447 - Votanikos
El-099013125 Athens
Greece
Tel. 0030 21 03 41 65 62
supplies@unitair.gr
www.unitair.gr

HUNGARY

ENTRA-SYS Kft.
Fonógyári út 2.
H-6728, Szeged - Hungary
Tel. 0036 62 468 478
entra-sys@entra-sys.hu
www.entra-sys.hu

IRELAND

Pneumatics Ltd
Old Naas Road - Bluebell
Dublin 12 - Ireland
Tel. 0035 31 45 68 111
sales@flomax.ie
www.flomax.ie

NORWAY

Servi AS
P.O. Box 3230
1402 Ski - Norway
Tel. 0047 64 97 97 97
post@pmcservi.no
www.servi.no

REPUBLIC OF MACEDONIA

Devit Compressor and Pneumatic Systems
24/13 Ul. Razlovecko
Vostanie MK - 1000 Skopje
Republic of Macedonia
Tel. 00389 2 3091 660
devit@devit.com.mk
www.devit.com.mk

SERBIA

Shift d.o.o.
Mileševska 52/5
11000 Beograd - Serbia
Tel. 00381 11 3961 195
shift@shift.rs - office@shift.rs
www.shift.rs

SLOVENIA AND CROATIA

Tio Pnevmatika d.o.o.
Alpska cesta 43
4248 Lesce - Slovenia
Tel. 00386 4 537 09 20
info@tio-pnevmatika.si
www.tio-pnevmatika.si

TURKEY

HPA Teknoloji Geliştirme Ltd.Şti.
10040 Sokak No: 4
Yeni Parseller İ.A.O.S.B Çiğli İzmir
Turkey
Tel. 0090 232 328 19 21
info@hpa.com.tr
www.hpa.com.tr

Africa

EGYPT

Hydrotech S.A.E
25 Taha Hussien Rd.
New Nozha (Cairo) - Egypt
Tel. 0020 26 200 414
info@hydrotechegypt.com
www.hydrotechegypt.com

MOROCCO

Sofimed S.a.r.l.
137, Boulevard Moulay Ismail
20290 Casablanca - Morocco
Tel. 00212 (0) 522 240 101
contact@sofimedmaroc.com
www.sofimedmaroc.com

TUNISIA

Tecprau S.a.r.l.
21 Street Jerissa,
Megrine Riadh 2033
Ben Arous - Tunisia
Tel. 0021 63 14 02 447
mariem@tecprau.com
www.tecprau.com

Americas

ECUADOR

Ecuadoriana Industrial Termoval Cia Ltda
Concepción E5-37 y
Valparaiso Quito - Ecuador
Tel. 00593 22 95 28 88
info@ecuadorianaindustrial.com
www.ecuadorianaindustrial.com

URUGUAY

Fidemar S.A.
Minas 1634 - CP 11200
Montevideo - Uruguay
Tel. 00598 2 40 21 717
info@fidemar.com.uy
www.fidemar.com.uy

Asia/ Oceania

IRAN

Era Feat Sanaat Qeshm Trading Co
Flat 3 - Building 1
Southern Iranshahr Ave.
P.O. BOX 17445-4
Tehran - Iran
Tel. 00982 1 88140957-9
info@erafeatco.com
www.erafeatco.com

ISRAEL

R.e.p. Automation Ltd
Haamelim St, 2
2611002 - HAIFA BAY
Israel
Tel. 00972 48403012
rep@repac.co.il
www.repac.co.il

KINGDOM OF SAUDI ARABIA

Bariq Al Emdadat Trading Establishment
Rasa Bin Ali Street (Behind Mutanabi Street)
Post Box: 27001
11653 Malaz - Riyadh
Kingdom of Saudi Arabia
Tel. 009661 4728782
info@bariqarabia.com
www.bariqarabia.com

OMAN

Muscat Pneumatic System & Project Llc
P.o.box 105 Pc 120
Muscat Sultanate of Oman
Oman
Tel. 0096 82 44 37 144
sales@muscat-pneumatic.com

SOUTH KOREA

Seowon Corporation
1001 Ilsan Technotown
1141-1 Beksuk-Dong
Ilsandong-Gu, Goyang City
Gyunggi-Do 410-722
South Korea
Tel. 0082 31 90 61 100
mail@seowoncorp.com
www.seowoncorp.com

TAIWAN

Century Automatiom Corporation
5F8, no.1 Wu-Chuan
1 St.Road Hsin
Taipei Hsien - Taiwan
Tel. 00886 22 29 88 436
century@cenauto.com.tw

UNITED ARAB EMIRATES











ACME Industrial Hardware Trading L.L.C.
Shop 8,9, Al Zarooni Building,
Bury Street Deira,
P.O. BOX 3636 - Dubai
United Arab Emirates
Tel. 00971 422 38 897
pneumatics@acme-world.com
www.acme-world.com

ACTUATORS

	ISO 6432 MINI-CYLINDERS SERIES STD ACCESSORIES	PAGE 08 PAGE 09
	ISO 6432 MINI-CYLINDERS SERIES TP ACCESSORIES	PAGE 09 PAGE 09
	ISO 15552 CYLINDERS - SERIES STD ACCESSORIES	PAGE 10 PAGE 13
	ISO 15552 CYLINDER TYPE A ACCESSORIES	PAGE 11 PAGE 13
	ISO 15552 CYLINDER - SERIES 3 ACCESSORIES	PAGE 12 PAGE 13
	TWIN-ROD CYLINDER SERIES TWNC ACCESSORIES	PAGE 14 PAGE 14
	ISO 15552 CYLINDER Ø160-200 ACCESSORIES	PAGE 15 PAGE 15
	ISO 15552 CYLINDER Ø250-320 ACCESSORIES	PAGE 16 PAGE 16
	ISO 21287 CYLINDER SERIES LINER ACCESSORIES	PAGE 17 PAGE 17
	COMPACT CYLINDERS SERIES CMPC ACCESSORIES	PAGE 18 PAGE 20
	COMPACT STOPPER CYLINDER ACCESSORIES	PAGE 19 PAGE 19
	ROUND CYLINDER SERIES RNDC ACCESSORIES	PAGE 21 PAGE 21
	SHORT-STROKE CYLINDERS SERIES SSCY ACCESSORIES	PAGE 22 PAGE 23
	CARTRIDGE MICRO-CYLINDER SERIES CRTC	PAGE 22
	COMPACT GUIDED CYLINDERS SERIES CMPCG	PAGE 23
	RODLESS CYLINDER SERIES STD - V GUIDE BALL RECIRCULATING GUIDE - DOUBLE ACCESSORIES	PAGE 23 PAGE 24
	RODLESS CYLINDER SERIES PU - STD - V GUIDE BALL RECIRCULATING GUIDE	PAGE 25
	RODLESS CYLINDER WITH MAGNETIC SLIDING SERIES MAGNETIC SLIDE ACCESSORIES	PAGE 26 PAGE 26
	STAINLESS STEEL CYLINDER ACCESSORIES	PAGE 27 PAGE 27
	GRIPPERS ACCESSORIES	PAGE 29 PAGE 29
	ROTARY ACTUATORS ACCESSORIES	PAGE 30 PAGE 30

	SLIDE	PAGE 31
	V-LOCK FIXING ELEMENTS V-LOCK ADAPTORS V-LOCK PROFILES RODLESS CYLINDERS V-LOCK SERIES COMPACT PRECISION SLIDES V-LOCK SERIES S14K COMPACT GUIDED CYLINDERS SERIES CMPCG GUIDE UNITS GDM-K AND GDH-K V-LOCK LINEAR UNITS SERIES LEPK ROTARY ACTUATORS V-LOCK SERIES ROTATIF ACTUATORS DAPK SERIES GRIPPER V-LOCK SERIES	PAGE 32 PAGE 32 PAGE 32 PAGE 33 PAGE 34 PAGE 34 PAGE 35 PAGE 35 PAGE 36 PAGE 37
	BRK HYDRAULIC BRAKE ACCESSORIES INTEGRATED HYDRAULIC BRAKE ACCESSORIES	PAGE 38 PAGE 38 PAGE 38 PAGE 38
	ELECTRIC CYLINDER SERIES ELEKTRO ISO 15552 ELECTRIC CYLINDER - ELEKTRO SERIES ROUND DC ELECTRIC AXIS ELEKTRO SHAK SERIES ELECTRIC AXIS ELEKTRO SHAK GANTRY SERIES ELECTRIC AXIS ELEKTRO SVAK SERIES ELECTRIC AXIS ELEKTRO SK SERIES ELECTRIC AXIS BELT-DRIVEN RODLESS ELEKTRO BK SERIES	PAGE 39 PAGE 41 PAGE 42 PAGE 42 PAGE 43 PAGE 44 PAGE 45
	MOTOR - PROGRAMMING - DRIVE	PAGE 46
	GUIDE UNITS SPARE PARTS MAGNETIC SENSORS POSITION SENSORS	PAGE 48 PAGE 49 PAGE 54 PAGE 58

VALVES

	MINIVALVES, MECHANICALLY AND HAND OPERATED SERIES VME	PAGE 60
	VALVES SERIES PEV PEDAL OPERATED	PAGE 60
	TWO HAND SAFETY VALVE SERIES SAFE AIR	PAGE 60
	VALVES SERIES 70 ACCESSORIES VALVES SERIES 70, ON BASE ACCESSORIES	PAGE 61 PAGE 61 PAGE 63 PAGE 63
	NAMUR VALVES ACCESSORIES	PAGE 64 PAGE 64
	BASIC VALVES	PAGE 64
	10-mm SOLENOID VALVES SERIES PLT-10 ACCESSORIES - SPARE PARTS BASES FOR PLT-10 MULTIPLE CONNECTION ACCESSORIES	PAGE 64 PAGE 65 PAGE 65 PAGE 65
	SOLENOID VALVES PIV.M 15 mm PIV VALVES ON BASE PIV VALVES IN LINE	PAGE 66 PAGE 66 PAGE 66
	CNOMO SOLENOID VALVE ACCESSORIES	PAGE 67 PAGE 67
	MINIMACH VALVES ACCESSORIES SPARE PARTS	PAGE 67 PAGE 67 PAGE 67



Several of our products meet the requirements of ATEX regulation. For further information, please look at our website or contact our sales department.



For some families of valves and air treatment units a supply meeting the UL/CSA regulation is provided

UNITS

	MACH 11 VALVES ACCESSORIES SPARE PARTS	PAGE 68 PAGE 68 PAGE 68
	MACH 16 VALVES ACCESSORIES SPARE PARTS	PAGE 68 PAGE 69 PAGE 69
	MULTIPLE CONNECTORS MACH 16 BASES WITH MULTIPLE CONNECTION MODULAR MULTIPLE CONNECTOR KIT ACCESSORIES	PAGE 69 PAGE 70 PAGE 70 PAGE 71
	REDUCER WITH GAUGE FOR VALVES, SERIES RMV	PAGE 73
	VALVES TO ISO 15407-1/ VDMA 24563-02 SERIES MACH 18 ACCESSORIES SPARE PARTS BASES	PAGE 71 PAGE 72 PAGE 72 PAGE 72
	VALVES ISO 5599/1, SERIES IPV-ISV BASES ISO 5599/1 FOR ISO 1 AND 2 BASES ISO 5599/1 FOR ISO 3	PAGE 72 PAGE 73 PAGE 73
	SANDWICH REGULATORS FOR ISO 5599/1 BASES ISO1-2	PAGE 73
	VALVES ISO 5599/1 SERIES SAFE AIR®	PAGE 74
	COILS AND CONNECTORS FOR SERIES 70 AND NAMUR VALVES	PAGE 75
	EB80 ACCESSORIES ACCESSORIES MODULES SPARE PARTS MODULES	PAGE 77 PAGE 80 PAGE 81 PAGE 84
	HDM + MULTI-POLE CONNECTION HDM + AS-Interface HDM + PROFIBUS-DP HDM + EthNet/IP HDM + CANopen HDM + B&R HDM	PAGE 85 PAGE 85 PAGE 85 PAGE 86 PAGE 86 PAGE 87 PAGE 87
	MULTIMACH MULTIMACH + B&R	PAGE 88 PAGE 89
	CM + MULTI-POLE CONNECTION CM + Profinet IO CM + EtherCAT CM + EthNet/IP CM + CANopen CM CLEVER MULTIMACH	PAGE 89 PAGE 90 PAGE 90 PAGE 91 PAGE 91 PAGE 92
	PROFIBUS-DP/CANopen/DEVICE-NET FOR MULTIMACH AND BASES FOR PLT-10 MULTIPLE CONNECTION	PAGE 93
	INPUT/OUTPUT PROFIBUS-DP IP67 M12 INPUT PROFIBUS-DP IP67 M8	PAGE 93 PAGE 93
	MULTIPLE-FLUID PROCESS VALVES	PAGE 94
	DISTRIBUTOR TABLES	PAGE 96

	SYNTESI ACCESSORIES SPARE PARTS	PAGE 104 PAGE 107 PAGE 108
	BIT ACCESSORIES SPARE PARTS	PAGE 109 PAGE 111 PAGE 111
	SKILLAIR ACCESSORIES SPARE PARTS	PAGE 112 PAGE 116 PAGE 116
	NEW DEAL ACCESSORIES SPARE PARTS	PAGE 118 PAGE 121 PAGE 122
	ONE ACCESSORIES SPARE PARTS	PAGE 123 PAGE 123 PAGE 124
	PRECISION PRESSURE REGULATOR WITH HIGH EXHAUST FLOW, SERIES GS ACCESSORIES SPARE PARTS	PAGE 125 PAGE 125 PAGE 125
	PROPORTIONAL PRECISION PRESSURE REGULATOR "REGTRONIC" SERIES PRESSURE SWITCH DIGITAL PRESSURE SWITCH	PAGE 125 PAGE 126 PAGE 127

FITTINGS

	PUSH-IN FITTINGS PUSH-IN FITTINGS F-E PUSH-IN FITTINGS F-NSF	PAGE 128 PAGE 136 PAGE 137
	FITTING A SERIES FITTING B SERIES FITTING C SERIES FITTING D SERIES	PAGE 138 PAGE 140 PAGE 141 PAGE 142
	STAINLESS STEEL FITTINGS	PAGE 143

ACCESSORIES

	LINE ON LINE ACCESSORIES	PAGE 146 PAGE 146
	COMPRESSED AIR QUICK-FIT COUPLINGS SERIES IAC QUICK-FIT COUPLINGS FOR MOULD CONDITIONING SERIES ICS	PAGE 151 PAGE 152
	FLOW MICRO-REGULATOR	PAGE 152
	AUXILIARY VALVES QUICK EXHAUST VALVES SERIES VSR, STOP VALVES SERIES STP, SLIDE VALVES SERIES VCS, CIRCUIT SELECTOR VALVES SERIES VOR, CHECK VALVE SERIES VNR, PNEUMATIC LOGIC AND VNRX	PAGE 155
	AIR-AIR PRESSURE MULTIPLIER (BOOSTER) IN-LINE PROGRESSIVE STARTER VAP 1/4" AND 1/2" DISTRIBUTION FRAMES AND ROTARY JOINTS SILENCERS AND SILENCED EXHAUST REGULATOR - ROTARY JOINT	PAGE 156 PAGE 156 PAGE 157 PAGE 157
	PNEUMO-POWER	PAGE 158
	KIT PNEUMATIC MOTION	PAGE 159

ISO 6432 MINI-CYLINDERS SERIES STD



KEY TO CODES

Cyl	1 1 2 Type	0	16 Bore	0020 Stroke	C Material	P Gaskets	► E
	101 SE axial coupling	0 Standard	▼08	For the maximum suppliable strokes, look at the technical data	A C45 chrome rod, aluminium piston	P Polyurethane	E Single-acting extended rod
	102 DEM axial coupling	U Bronze rear head bushing	▼10				
	104 SE through-rod	V Without head nut	▼12				
■ ◀	106 SE cushioned	S Non-magnetic	16				
■	109 DEA	▲ G No stick-slip	20				
	110 DE		25				
◀	111 SE				Z Stainless steel piston rod and nut	N NBR	
	112 DEM				X Stainless steel piston rod and nut	V FKM/FPM	
■	113 DEMA					B Low temperature	
* ▼	114 DEM through-rod						
* ▼ ■	115 DEMA through-rod						
◆	116 DEM for mechanical lock						
■	117 DEMA for mechanical lock						

DE: Double-acting (non-cushioned, not magnetic)
 DEM: Magnetic double-acting (non-cushioned)
 DEMA: Magnetic double-acting (cushioned)
 DEA: Cushioned double-acting (non-magnetic)
 SE: Single-acting (magnetic)

- Only available for non-magnetic versions (S) and with aluminium piston (A or Z)
- ▲ For speeds lower than 0.2m/s, to prevent surging. Use no-lubricated air only
- ▼ Stainless steel piston rod
- Available from Ø 16
- ◆ Available from Ø 12
- * For Ø16 to 25 aluminium piston, stainless steel piston rod
- ◀ 106... single-acting retracted rod, cushioned
- 106...E single-acting extended rod, cushioned available in Ø 16 - Ø 20 - Ø 25
- 111... single-acting retracting piston rod
- 111...E single-acting extended piston rod, available in Ø 16 - Ø 20 - Ø 25
- Letter to be added only to the single acting extended rod version

MINI-CYLINDER ISO 6432 TP SERIES - Ø 16-25 mm



KEY TO CODES

Cyl	110 Type	3	16 Bore	0	020 Stroke	C Material	P Gaskets
110	DE non-magnetic minicylinder	● 3 TP heads (standard)	■ 16	0 Standard	For the maximum suppliable strokes, look at the technical data	C C45 chrome rod	P Polyurethane
112	DEM minicylinder	4 TP heads (standard) + head nut	20	5 Non-magnetic		X Stainless rod	
114	DEM through-rod minicylinder		25				

DE: Double-acting (non-cushioned, not magnetic).
DEM: Double action magnetic (unless otherwise specified) not cushioned.

As standard the cylinders are already No stick-slip version.
● This version don't provide the nut on the head.
■ Ø 16 will be only in version with stainless rod [X].

ACCESSORIES FOR CYLINDERS ISO 6432 SERIES "STD" AND "TP"

Code	Description	Code	Description	Code	Description
FOOT MOD. A		NUT FOR HEADS MODEL D		ROD EYE MOD. GA-M	
W0950080001	Foot mod. A 08/10	0950080010	Nut for heads M12x1.25	W0950080025	Rod eye mod. GA-M M4
W0950120001	Foot mod. A 12/16	0950120010	Nut for heads M16x1.5	W0950120025	Rod eye mod. GA-M M6
W0950200001	Foot mod. A 20/25	0950200010	Nut for heads M22x1.25	W0950200025	Rod eye mod. GA-M M8
				W0950322025	Rod eye mod. GA-M M10x1.25
FLANGE MOD. C		NUT FOR PISTON RODS MODEL DA		MECHANICAL PISTON ROD LOCK	
W0950080002	Flange mod. C 8/10	0950080011	Nut for piston rods M4	W5010001099	Mechanical pist. rod MV12/16/LD
W0950120002	Flange mod. C 12/16	0950120011	Nut for piston rods M6	W5010001100	Mechanical pist. rod MV20/LD
W0950200002	Flange mod. C 20/25	0950200011	Nut for piston rods M8	W5010001101	Mechanical pist. rod MV25/LD
		0950322010	Nut for rod mod. S M10x1.25		
COUNTER-HINGE MOD. BC		FORK MOD. GK-M			
W0950080005	Counter-hinge mod. BC 8/10	W0950080020	Fork mod. GK-M M4	MAGNETIC SENSORS see page 54	
W0950120005	Counter-hinge mod. BC 12/16	W0950120020	Fork mod. GK-M M6	GUIDE UNITS see page 48	
W0950200005	Counter-hinge mod. BC 20/25	W0950200020	Fork mod. GK-M M8	SPARE PARTS see page 49	
		W0950322020	Fork mod. GK-M M10x1.25		

ISO 15552 CYLINDERS - SERIES STD



KEY TO CODES CYLINDER ISO 15552 STD

Cyl	1 2 1 Type	0	32 Bore	0050 Stroke	C Material	P Gaskets	▼ E
	120 Double-acting, cushioned, non-magnetic	0 Diameter	32	For the maximum applicable strokes, look at the technical data	A C45 chromed rod, aluminium piston rod: standard for all cylinders with ≥ 1000 mm-stroke cylinders and for cylinder with ≥ 80 mm and over	N NBR gaskets P Polyurethane gaskets V FKM/FPM gaskets ● B Low temperature	E Single-acting extended rod
	121 Double-acting, cushioned	▲ G No stick-slip	40				
	122 Through-rod		50				
	124 Double-acting, non-cushioned		63				
	125 Opposed		80				
	+ 126 Single-acting		■ 100				
	127 Tandem		■ 125				
	134 Rod lock version						
	* 136 Version with piston rod lock						
	* ◆ 137 Piston rod lock + guide unit						
					C C45 chromed rod, technopolymer piston: standard for cylinders of $\varnothing 32$ to 63 mm with <1000 mm strokes		
					Z Stainless steel piston rod and nut aluminium piston		
					X Stainless steel piston rod and nut technopolymer piston		

- In the code of cylinder with letter in fourth position $\varnothing 100$ becomes A1; $\varnothing 125$ becomes A2
- Only available for versions with aluminium piston (A or Z)
- + Available until $\varnothing 63$ and only the versions with piston in aluminum (A or Z)
- 126... Single-acting retracted rod
- 126...E Single-acting extended rod

- ▼ Letter to be added only to the single acting extended rod version
- ▲ For speeds lower than 0.2 m/s, to prevent surging. Use no-lubricated air only
- ◆ Available up to $\varnothing 100$
- * Not available for gaskets V or B

KEY TO CODES CYLINDER ISO 15552 STD LOW-FRICTION

Cyl	1 2 3 Type	32 Bore	0050 Stroke	C Material	P Gaskets
	A Low friction, type A	32	$\varnothing 32$ to 80 stroke 1 to 2800 mm $\varnothing 100$ to 125 stroke 1 to 2600 mm	A C45 chromed rod, aluminium piston rod: standard for all cylinders with ≥ 1000 mm-stroke cylinders and for cylinder with ≥ 80 mm and over	N NBR gaskets P Polyurethane gaskets V FKM/FPM gaskets
	B Low friction, type B	40			
	C Low friction, type C	50			
	D Low friction, type D	63			
	E Low friction, type E	80			
	F Low friction, type F	A1 = $\varnothing 100$ A2 = $\varnothing 125$			
				C C45 chromed rod, technopolymer piston: standard for cylinders of $\varnothing 32$ to 63 mm with <1000 mm strokes	
				Z Stainless steel piston rod and nut aluminium piston	
				X Stainless steel piston rod and nut technopolymer piston	

KEY TO CODES CYLINDER ISO 15552 STD LONG-CUSHIONING

Cyl	1 3 1 Type	32 Bore	0050 Stroke	C Material	P Gaskets
	A 200 mm front/rear cushioning cone - 200 mm ext.	32	1 to 2600 mm	A C45 chromed rod, aluminium piston rod: for all sizes	N NBR gaskets P Polyurethane gaskets * V FKM/FPM gaskets
	B 150 mm front/rear cushioning cone - 150 mm ext.	40			
	C 100 mm front/rear cushioning cone - 100 mm ext.	50			
	D 150 mm front/rear cushioning cone - 200 mm ext.	63			
	E 100 mm front/rear cushioning cone - 200 mm ext.				
	F 50 mm front/rear cushioning cone - 100 mm ext.				
	G 100 mm front/rear cushioning cone - 150 mm ext.				
	H 200 mm front cushioning cone - 200 mm ext.				
	I 150 mm front cushioning cone - 150 mm ext.				
	L 100 mm front cushioning cone - 100 mm ext.				
	M 150 mm front cushioning cone - 200 mm ext.				
	N 100 mm front cushioning cone - 150 mm ext.				
	O 50 mm front cushioning cone - 100 mm ext.				
	Q 200 mm rear cushioning cone - 200 mm ext.				
	R 150 mm rear cushioning cone - 150 mm ext.				
	S 100 mm rear cushioning cone - 100 mm ext.				
	T 150 mm rear cushioning cone - 200 mm ext.				
	U 100 mm rear cushioning cone - 200 mm ext.				
	V 50 mm rear cushioning cone - 100 mm ext.				
					* Version valid only for types: Q, R, S, T, U and V.

ISO 15552 "A" CYLINDER



KEY TO CODES CYLINDER ISO 15552 TYPE "A"

Cyl	1 2 1 Type	A	32 Bore	0050 Stroke	C Material	P Gaskets	▼ E
	121 Double-acting, cushioned non-magnetic	A Standard	32	For the maximum applicable strokes, look at the technical data	A C45 chromed rod, aluminium piston rod: standard for all cylinders with ≥ 1000 mm-stroke cylinders and for cylinder with ≥ 80 mm and over	N NBR gaskets P Polyurethane gaskets V FKM/FPM gaskets	E Single-acting extended rod
	122 Through-rod	▲ B No stick-slip C Non-magnetic	40 50				
	124 Double-acting, non-cushioned		63				
	125 Opposed		80			● B Low temperature	
+	126 Single-acting		A1 = $\varnothing 100$ A2 = $\varnothing 125$		C C45 chromed rod, technopolymer piston: standard for cylinders of $\varnothing 32$ to 63 mm with < 1000 mm strokes		
	127 Tandem				Z Stainless steel piston rod and nut aluminium piston		
*	134 Rod lock version				X Stainless steel piston rod and nut technopolymer piston		
* ♦	136 Version with piston rod lock						
* ♦	137 Piston rod lock + guide unit						

- Only available for versions with aluminium piston (A or Z)
- + Available until $\varnothing 63$ and only the versions with piston in aluminium (A or Z)
- 126... Single-acting retracted rod
- 126...E Single-acting extended rod

- ▼ Letter to be added only to the single acting extended rod version
- ▲ For speeds lower than 0.2 m/s, to prevent surging. Use no-lubricated air only
- ♦ Available up to $\varnothing 100$
- * Not available for gaskets V or B

KEY TO CODES CYLINDER ISO 15552 LOW-FRICTION TYPE "A"

Cyl	1 2 9	A Type	32 Bore	0050 Stroke	C Material	P Gaskets
		A Low friction, type A	32	$\varnothing 32$ to 80 stroke 1 to 2800 mm	A C45 chromed rod, aluminium piston rod: standard for all cylinders with ≥ 1000 mm-stroke cylinders and for cylinder with ≥ 80 mm and over	N NBR gaskets P Polyurethane gaskets V FKM/FPM gaskets
		B Low friction, type B	40			
		C Low friction, type C	50	$\varnothing 100$ to 125 stroke 1 to 2600 mm		
		D Low friction, type D	63			
		E Low friction, type E	80		C C45 chromed rod, technopolymer piston: standard for cylinders of $\varnothing 32$ to 63 mm with < 1000 mm strokes	
		F Low friction, type F	A1 = $\varnothing 100$ A2 = $\varnothing 125$		Z Stainless steel piston rod and nut aluminium piston	
					X Stainless steel piston rod and nut technopolymer piston	

KEY TO CODES CYLINDER ISO 15552 LONG-CUSHIONING TYPE "A"

Cyl	1 3 0	A Type	32 Bore	0050 Stroke	C Material	P Gaskets
		A 200 mm front/rear cushioning cone – 200 mm ext.	32	1 to 2600 mm	A C45 chromed rod, aluminium piston rod: for all sizes	N NBR gaskets P Polyurethane gaskets
		B 150 mm front/rear cushioning cone – 150 mm ext.	40			
		C 100 mm front/rear cushioning cone – 100 mm ext.	50		Z Stainless steel piston rod and nut aluminium piston	* V FKM/FPM gaskets
		D 150 mm front/rear cushioning cone – 200 mm ext.	63			
		E 100 mm front/rear cushioning cone – 200 mm ext.				
		F 50 mm front/rear cushioning cone – 100 mm ext.				
		G 100 mm front/rear cushioning cone – 150 mm ext.				
		H 200 mm front cushioning cone – 200 mm ext.				
		I 150 mm front cushioning cone – 150 mm ext.				
		L 100 mm front cushioning cone – 100 mm ext.				
		M 150 mm front cushioning cone – 200 mm ext.				
		N 100 mm front cushioning cone – 150 mm ext.				
		O 50 mm front cushioning cone – 100 mm ext.				
		Q 200 mm rear cushioning cone – 200 mm ext.				
		R 150 mm rear cushioning cone – 150 mm ext.				
		S 100 mm rear cushioning cone – 100 mm ext.				
		T 150 mm rear cushioning cone – 200 mm ext.				
		U 100 mm rear cushioning cone – 200 mm ext.				
		V 50 mm rear cushioning cone – 100 mm ext.				
						* Version valid only for types: Q, R, S, T, U and V.

ISO 15552 CYLINDER - SERIES 3 Ø 32 - 125 mm



KEY TO CODES

Cyl	1 2 1 Type	3	32 Bore	0050 Stroke	C Material	P Gaskets	▼ E			
	121 Double-acting, cushioned	3 Series 3	32	For the maximum applicable strokes, look at the technical data	A C45 chromed rod, aluminium piston rod: standard for all cylinders with ≥ 1000 mm-stroke cylinders and for cylinder with ≥ 80 mm and over	N NBR gaskets P Polyurethane gaskets V FKM/FPM gaskets ● B Low temperature	E Single-acting extended rod			
	122 Through-rod	◆ 4 Series 3 No stick slip	40							
	125 Opposed	5 Series 3	63							
+	126 Single-acting	Non-magnetic	80							
	127 Tandem		A1 = Ø 100 A2 = Ø 125							
	134 Rod lock version									
■	136 Version with piston rod lock									
■ *	137 Piston rod lock + guide unit									
								C C45 chromed rod, technopolymer piston: standard for cylinders of Ø 32 to 63 mm with <math><1000</math> mm strokes		
								Z Stainless steel piston rod and nut aluminium piston		
				X Stainless steel piston rod and nut technopolymer piston						

- Only available for versions with aluminium piston (A or Z)
- + Available until Ø 63 and only the versions with piston in aluminum (A or Z)
- 126... Single-acting retracted rod
- 126...E Single-acting extended rod

- ▼ Letter to be added only to the single acting extended rod version
- ◆ For speeds lower than 0.2 m/s, to prevent surging. Use no-lubricated air only
- * Available until Ø 100
- Not available for gasket V or B

KEY TO CODES

Cyl	1 2 3 Type	3	32 Bore	0100 Stroke	C Material	N Gaskets
	123 Ultra-low friction	3 Double-acting magnetic	32	From 1 to 1200 mm	A C45 chromed rod, aluminium piston rod Z Stainless steel piston rod and nut aluminium piston	N NBR gaskets
		5 Double-acting not magnetic	40			
			50			
			63			
			80			
			A1 = Ø 100 A2 = Ø 125			

ALL the cylinders are No stick-slip.
ALL the cylinders are non-cushioned.
Ultra-low friction cylinders are not available in the through-rod version.

KEY TO CODES FOR ISO 15552 TWO-FLAT TYPE A CYLINDERS

Cyl	1 2 1 Type	A	32 Bore	0050 Stroke	F Material	P Gaskets
	121 Double-acting, cushioned	A Standard	32	+ Ø 32 stroke 1 to 300 mm + Ø 40 stroke 1 to 400 mm + Ø 50 to 63 stroke 1 to 500 mm	F "Two Flat" piston rod AISI 303 stainless steel nut	P Polyurethane gaskets
		▲ B No stick-slip	40			
	122 Through-rod	C Non-magnetic	50 63			

- + Maximum recommended strokes. Higher values can create operating problems
- ▲ For speeds lower than 0.2 m/s, to prevent surging. Use no-lubricated air only

KEY TO CODES FOR ISO 15552 TWO-FLAT SERIES 3 CYLINDERS

Cyl	1 2 1 Type	3	32 Bore	0050 Stroke	F Material	P Gaskets
	121 Double-acting, cushioned	3 Series 3	32	+ Ø 32 stroke 1 to 300 mm + Ø 40 stroke 1 to 400 mm + Ø 50 to 63 stroke 1 to 500 mm	F "Two Flat" piston rod AISI 303 stainless steel nut	P Polyurethane gaskets
		▲ 4 Series 3 No stick-slip	40			
	122 Through-rod	5 Series 3 Non-magnetic	50 63			

- + Maximum recommended strokes. Higher values can create operating problems
- ▲ For speeds lower than 0.2 m/s, to prevent surging. Use no-lubricated air only

KEY TO CODES

Cyl	1 2 1	0	32	0050	B	L
	Type		Bore	Stroke	Material	Gaskets
	121 Double-acting, cushioned	0 Diameter	32	For the maximum applicable strokes, look at the technical data	B AISI 316 rod, technopolymer piston rod: standard for cylinders of Ø32 to Ø63	L Piston rod gaskets made of special polyurethane; other gaskets made of NBR
▲	122 Through-rod	3 Standard Non-magnetic	40			
	124 Double-acting, non-cushioned	5 Series 3	50		W AISI 316 rod, aluminium piston rod: standard for all cylinders from Ø80 to 125, Ø32 to 63 with strokes > 999 and Ø32 to 125 or through piston rod versions	
		5 Series 3 Non-magnetic	63			
			■ 100			
			■ 125			

▲ Only available for versions with aluminium piston (W)

■ In the code of cylinder with digit S, 3 or 5 in fourth position bore 100 becomes A1; bore 125 becomes A2

ACCESSORIES FOR ISO 15552 CYLINDERS: FIXING

Code	Description	Code	Description	Code	Description
FOOT MOD. A		CETOP HINGE FOR MOD. B - MOD. GL		ROD NUT MOD. S	
W0950322001	Foot mod. A 032 ISO/UNITOP	W0950322008	Counter-hinge mod. GL 032	0950322010	Nut for rod mod. S M10x1.25
W0950402001	Foot mod. A 040 ISO	W0950402008	Counter-hinge mod. GL 040	0950402010	Nut for rod mod. S M12x1.25
W0950502001	Foot mod. A 050 ISO	W0950502008	Counter-hinge mod. GL 050	0950502010	Nut for rod mod. S M16x1.5
W0950632001	Foot mod. A 063 ISO	W0950632008	Counter-hinge mod. GL 063	0950802010	Nut for rod mod. S M20x1.5
W0950802001	Foot mod. A 080 ISO	W0950802008	Counter-hinge mod. GL 080	0951252010	Nut for rod mod. S M27x2
W0951002001	Foot mod. A 100 ISO	W0951002008	Counter-hinge mod. GL 100		
W0951252001	Foot mod. A 125 ISO	W0951252008	Counter-hinge mod. GL 125		
FEMALE HINGE MOD. B		COUNTER-HINGE FOR MOD. B - MOD. GS		FORK MOD. GK-M	
W0950322003	Hinge mod. B 032 ISO/UNITOP	W0950322108	Counter-hinge mod. GS 032	W0950322020	Fork mod. GK-M M10x1.25
W0950402003	Hinge mod. B 040 ISO	W0950402108	Counter-hinge mod. GS 040	W0950402020	Fork mod. GK-M M12x1.25
W0950502003	Hinge mod. B 050 ISO	W0950502108	Counter-hinge mod. GS 050	W0950502020	Fork mod. GK-M M16x1.5
W0950632003	Hinge mod. B 063 ISO	W0950632108	Counter-hinge mod. GS 063	W0950802020	Fork mod. GK-M M20x1.5
W0950802003	Hinge mod. B 080 ISO	W0950802108	Counter-hinge mod. GS 080	W0951252020	Fork mod. GK-M M27x2
W0951002003	Hinge mod. B 100 ISO	W0951002108	Counter-hinge mod. GS 100		
W0951252003	Hinge mod. B 125 ISO				
MALE HINGE MOD. BA		ISO 15552 COUNTER-HINGE FOR MOD. B - MOD. AB7		ROD EYE MOD. GA-M	
W0950322004	Hinge mod. BA 032 ISO	W0950322017	Counter-hinge mod. AB7 032	W0950322025	Rod eye mod. GA-M M10x1.25
W0950402004	Hinge mod. BA 040 ISO	W0950402017	Counter-hinge mod. AB7 040	W0950402025	Rod eye mod. GA-M M12x1.25
W0950502004	Hinge mod. BA 050 ISO	W0950502017	Counter-hinge mod. AB7 050	W0950502025	Rod eye mod. GA-M M16x1.5
W0950632004	Hinge mod. BA 063 ISO	W0950632017	Counter-hinge mod. AB7 063	W0950802025	Rod eye mod. GA-M M20x1.5
W0950802004	Hinge mod. BA 080 ISO	W0950802017	Counter-hinge mod. AB7 080	W0951252025	Rod eye mod. GA-M M27x2
W0951002004	Hinge mod. BA 100 ISO	W0951002017	Counter-hinge mod. AB7 100		
W0951252004	Hinge mod. BA 125 ISO	W0951252017	Counter-hinge mod. AB7 125		
ARTICULATED MALE HINGE MOD. BAS		FRONT-REAR FLANGE - MOD C		SELF ALIGNING ROD COUPLER MOD. GA-K	
W0950322006	Hinge mod. BAS 032 ISO	W0950322002	Flange mod. C 032 ISO	W0950322030	Articulated joint mod. GA-K M10x1.25
W0950402006	Hinge mod. BAS 040 ISO	W0950402002	Flange mod. C 040 ISO	W0950402030	Articulated joint mod. GA-K M12x1.25
W0950502006	Hinge mod. BAS 050 ISO	W0950502002	Flange mod. C 050 ISO	W0950502030	Articulated joint mod. GA-K M16x1.5
W0950632006	Hinge mod. BAS 063 ISO	W0950632002	Flange mod. C 063 ISO	W0950802030	Articulated joint mod. GA-K M20x1.5
W0950802006	Hinge mod. BAS 080 ISO	W0950802002	Flange mod. C 080 ISO		
W0951002006	Hinge mod. BAS 100 ISO	W0951002002	Flange mod. C 100 ISO		
W0951252006	Hinge mod. BAS 125 ISO	W0951252002	Flange mod. C 125 ISO		

ACCESSORIES FOR ISO 15552 CYLINDERS

INTERMEDIATE HINGE MOD. EN, FOR STD AND STD TWO-FLAT SERIES		MECHANICAL PISTON ROD LOCK	
0950322007	Intermediate hinge mod. EN 032	W5010001102	Mechanical pist. rod block MV5032/LD
0950402007	Intermediate hinge mod. EN 040	W5010001103	Mechanical pist. rod block MV5040/LD
0950502007	Intermediate hinge mod. EN 050	W5010001104	Mechanical pist. rod block MV5050/LD
0950632007	Intermediate hinge mod. EN 063	W5010001109	Mechanical pist. rod block MV5063/LDM
0950802007	Intermediate hinge mod. EN 080	W5010001106	Mechanical pist. rod block MV5080/LD
0951002007	Intermediate hinge mod. EN 100	W5010001107	Mechanical pist. rod block MV5100/LD
0951252007	Intermediate hinge mod. EN 125	W5010001108	Mechanical pist. rod block MV5125/LD
INTERMEDIATE HINGE MOD. EN, FOR TYPE A AND TYPE A TWO-FLAT SERIES		VALVE ASSEMBLY ON CYLINDER see page 53	
0950322107	Intermediate hinge type A mod. EN 032	MAGNETIC SENSORS see page 54	
		GUIDE UNITS see page 48	
		SPARE PARTS see page 49	

ACCESSORIES - HCR

Code	Description	Code	Description	Code	Description
STAINLESS STEEL SHORT FOOT MOUNTING (AISI 304)					
W095X322001	Stainless steel short foot 032	W095X632050	Stainless steel female hinge pin 063	W095X322002	Stainless steel front-rear flange mod C 032
W095X402001	Stainless steel short foot 040	W095X802050	Stainless steel female hinge pin 080	W095X402002	Stainless steel front-rear flange mod C 040
W095X502001	Stainless steel short foot 050	W095XA12050	Stainless steel female hinge pin 100	W095X502002	Stainless steel front-rear flange mod C 050
W095X632001	Stainless steel short foot 063	W095XA22050	Stainless steel female hinge pin 125	W095X632002	Stainless steel front-rear flange mod C 063
W095X802001	Stainless steel short foot 080	STAINLESS STEEL MALE HINGE - MODEL BA (AISI 304)			
W095XA12001	Stainless steel short foot 100	W095X322004	Stainless steel male hinge mod. BA 032	W095X802002	Stainless steel front-rear flange mod C 080
W095XA22001	Stainless steel short foot 125	W095X402004	Stainless steel male hinge mod. BA 040	W095XA12002	Stainless steel front-rear flange mod C 100
STAINLESS STEEL FEMALE HINGE - MODEL B (AISI 304)					
W095X322003	Stainless steel female hinge 032	W095X502004	Stainless steel male hinge mod. BA 050	W095XA22002	Stainless steel front-rear flange mod C 125
W095X402003	Stainless steel female hinge 040	W095X632004	Stainless steel male hinge mod. BA 063	STAINLESS STEEL NUT FOR PISTON RODS	
W095X502003	Stainless steel female hinge 050	W095X802004	Stainless steel male hinge mod. BA 080	W095X322011	Stainless steel nut mod S M10x1.25
W095X632003	Stainless steel female hinge 063	W095XA12004	Stainless steel male hinge mod. BA 100	W095X402011	Stainless steel nut mod S M12x1.25
W095X802003	Stainless steel female hinge 080	W095XA22004	Stainless steel male hinge mod. BA 125	W095X502011	Stainless steel nut mod S M16x1.5
W095XA12003	Stainless steel female hinge 100	STAINLESS STEEL ISO COUNTER-HINGE FOR MODEL B - MODEL GL (AISI 304)			
W095XA22003	Stainless steel female hinge 125	W095X322008	Stainless steel ISO counter hinge mod. B - mod GL 032	W095X802011	Stainless steel nut mod S M20x1.5
STAINLESS STEEL FEMALE HINGE PIN (AISI 304)					
W095X322050	Stainless steel female hinge pin 032	W095X402008	Stainless steel ISO counter hinge mod. B - mod GL 040	W095XA22011	Stainless steel nut mod S M27x2
W095X402050	Stainless steel female hinge pin 040	W095X502008	Stainless steel ISO counter hinge mod. B - mod GL 050	STAINLESS STEEL FORK-MODEL GK-M (AISI 304)	
W095X502050	Stainless steel female hinge pin 050	W095X632008	Stainless steel ISO counter hinge mod. B - mod GL 063	W095X322020	Stainless steel fork mod GK-M M10x1.25
		W095X802008	Stainless steel ISO counter hinge mod. B - mod GL 080	W095X402020	Stainless steel fork mod GK-M M12x1.25
		W095XA12008	Stainless steel ISO counter hinge mod. B - mod GL 100	W095X502020	Stainless steel fork mod GK-M M16x1.5
		W095XA22008	Stainless steel ISO counter hinge mod. B - mod GL 125	W095X802020	Stainless steel fork mod GK-M M20x1.5

MAGNETIC SENSORS see page 54

TWIN-ROD CYLINDER SERIES TWNC




KEY TO CODES

Cyl	W 140 Type	032 Bores	0025 Stroke
	W140 Double-acting cylinder, magnetic, cushioned magnetic, cushioned	32	+ 0025 to 0500 mm
	W142 Double-acting cylinder, magnetic, cushioned single through-rod	40	
		50	
		63	
		80	
		100	

+ Maximum recommended strokes.
Higher values can create operating problems.

ACCESSORIES FOR TWIN-ROD CYLINDER SERIES TWNC: FIXINGS

FOOT MOD. A/S



W0950323001	Foot mod. A/S 032
W0950403001	Foot mod. A/S 040
W0950503001	Foot mod. A/S 050
W0950633001	Foot mod. A/S 063
W0950803001	Foot mod. A/S 080
W0951003001	Foot mod. A/S 100

MALE HINGE MOD. BA



W0950322004	Hinge mod. BA 032 ISO
W0950402004	Hinge mod. BA 040 ISO
W0950502004	Hinge mod. BA 050 ISO
W0950632004	Hinge mod. BA 063 ISO
W0950802004	Hinge mod. BA 080 ISO
W0951002004	Hinge mod. BA 100 ISO

REAR FLANGE MOD. C



W0950322002	Flange mod. C 032 ISO
W0950402002	Flange mod. C 040 ISO
W0950502002	Flange mod. C 050 ISO
W0950632002	Flange mod. C 063 ISO
W0950802002	Flange mod. C 080 ISO
W0951002002	Flange mod. C 100 ISO

FEMALE HINGE MOD. B



W0950322003	Hinge mod. B 032 ISO/UNITOP
W0950402003	Hinge mod. B 040 ISO
W0950502003	Hinge mod. B 050 ISO
W0950632003	Hinge mod. B 063 ISO
W0950802003	Hinge mod. B 080 ISO
W0951002003	Hinge mod. B 100 ISO

ARTICULATED MALE HINGE MOD. BAS



W0950322006	Hinge mod. BAS 032 ISO
W0950402006	Hinge mod. BAS 040 ISO
W0950502006	Hinge mod. BAS 050 ISO
W0950632006	Hinge mod. BAS 063 ISO
W0950802006	Hinge mod. BAS 080 ISO
W0951002006	Hinge mod. BAS 100 ISO

FRONT FLANGE MOD. C/S



W0950323002	Flange mod. C/S 032
W0950403002	Flange mod. C/S 040
W0950503002	Flange mod. C/S 050
W0950633002	Flange mod. C/S 063
W0950803002	Flange mod. C/S 080
W0951003002	Flange mod. C/S 100

Code **Description**
INTERMEDIATE HINGE MOD. EN **32+40** **50** **63+100**



0950322007	Intermediate hinge mod. EN 032
0950402007	Intermediate hinge mod. EN 040
0950502007	Intermediate hinge mod. EN 050
0950632007	Intermediate hinge mod. EN 063
0950802007	Intermediate hinge mod. EN 080
0951002007	Intermediate hinge mod. EN 100


Code **Description**
COUNTER-HINGE CETOP FOR MODEL B - MODEL GL



W0950322008	Counter-hinge mod. GL 032
W0950402008	Counter-hinge mod. GL 040
W0950502008	Counter-hinge mod. GL 050
W0950632008	Counter-hinge mod. GL 063
W0950802008	Counter-hinge mod. GL 080
W0951002008	Counter-hinge mod. GL 100

Code **Description**
MAGNETIC SENSORS see page 54

COUNTER-HINGE FOR MOD. EN - MOD. EL



W0950322009	Counter-hinge mod. EL 032
W0950402009	Counter-hinge mod. EL 040/050
W0950632009	Counter-hinge mod. EL 063/080
W0951002009	Counter-hinge mod. EL 100

COUNTER-HINGE ISO FOR MOD. B - MOD. GS



W0950322108	Counter-hinge mod. GS 032
W0950402108	Counter-hinge mod. GS 040
W0950502108	Counter-hinge mod. GS 050
W0950632108	Counter-hinge mod. GS 063
W0950802108	Counter-hinge mod. GS 080
W0951002108	Counter-hinge mod. GS 100

CYLINDERS ISO 1552 Ø 160 - 200 mm



KEY TO CODES FOR ROUND BARREL		160		0050	0200
Cyl	W 1 2 1 Type	Diameter-Execution		Stroke	Execution
W120	Double-acting, cushioned, non magnetic	160	160	+ 0025 to 2800 mm	Specify H1 value ONLY for version with intermediate hinge
W121	Double-acting, cushioned	200	200		
W122	Double-acting, cushioned, through-rod	XA3	160 stainless steel piston rod		
W123	Double-acting, cushioned, through-rod, non magnetic	XA4	200 stainless steel piston rod		
W124	Double-acting, non-cushioned	VA3	160 FKM/FPM gasket, stainless steel piston rod		
		VA4	200 FKM/FPM gasket, stainless steel piston rod		
		KA3	160 FKM/FPM gasket, C45 piston rod		
		KA4	200 FKM/FPM gasket, C45 piston rod		
		AA3	160 + intermediate hinge		
		AA4	200 + intermediate hinge		
		GA3	160 No stick-slip		
		GA4	200 No stick-slip		

+ Maximum recommended strokes. Higher values can create operating problems

● For speeds lower than 0.2 m/s, to prevent surging. Use no-lubricated air only


KEY TO CODES FOR SHAPED BARREL		160		0050	A	N
Cyl	W 1 2 1 Type	Diameter-Execution		Stroke	Material	Gaskets
W120	Double-acting, cushioned, non magnetic	160	160	+ 0025 to 2800 mm	A C45 chromed, piston rod	N NBR gaskets
W121	Double-acting, cushioned	200	200			
W122	Double-acting, cushioned, through-rod	SA3	160 non magnetic			
W124	Double-acting, non-cushioned	SA4	200 non magnetic			
		GA3	160 No stick-slip			
		GA4	200 No stick-slip			

+ Maximum recommended strokes. Higher values can create operating problems

● For speeds lower than 0.2 m/s, to prevent surging. Use no-lubricated air only

ACCESSORIES FOR ISO 1552 CYLINDERS Ø 160-200: FIXINGS

FOOT MOD. A




W0951602001	Foot mod. A 160
W0952002001	Foot mod. A 200

FEMALE HINGE MOD. B



W0951602003	Hinge mod. B 160
W0952002003	Hinge mod. B 200


MALE HINGE MOD. BA



W0951602004	Hinge mod. BA 160
W0952002004	Hinge mod. BA 200

Code	Description	Code	Description	Code	Description
W0951602002 W0952002002	FLANGE FRONT/REAR MOD. C 	W0951602009	COUNTER-HINGE MOD. EL 	W0951602020	FORK MOD. GK-M 
W0951602002	Flange mod. C 160	W0951602009	Counter-hinge mod. EL 160	W0951602020	Fork mod. GK-M M36X2
W0952002002	Flange mod. C 200				
W0951602008	CETOP COUNTER-HINGE MOD. GL 	W0952002025	ROD EYE MOD. GA-M 	W0951602010	ROD NUT MOD. S 
W0951602008	Counter-hinge mod. GL 160/200	W0952002025	Rod eye mod. GA-M M36X2	W0951602010	Rod nut M36X2
					MAGNETIC SENSORS see page 54 SPARE PARTS see page 49

CYLINDERS ISO 15552 Ø 250 - 320 mm







KEY TO CODES

Cyl	W 1 2 1 Type	250 Diameter-Execution	0300 Stroke	0200 Execution
W120	Double-acting, cushioned, non magnetic	250 250	0001 to 2000 mm	Specify H1 value ONLY for version with intermediate hinge
W121	Double-acting, cushioned	320 320		
W122	Double-acting, cushioned, through-rod	XA5 250 stainless steel piston rod and nut		
W123	Double-acting, cushioned, through-rod, non magnetic	XA6 320 stainless steel piston rod and nut		
W124	Double-acting, non-cushioned	KA5 250 FKM/PPM gasket, C45 piston rod and nut		
		VA5 250 FKM/PPM gasket, C45 piston rod and nut		
		AA5 250 + intermediate hinge		
		AA6 320 + intermediate hinge		
		● GA5 250 No stick-slip		
		● GA6 320 No stick-slip		

● For speeds lower than 0.2 m/s, to prevent surging. Use no-lubricated air only.

ACCESSORIES FOR ISO 15552 CYLINDERS Ø 250-320: FIXINGS

Code	Description	Code	Description	Code	Description
W0952502003 W0953202003	FEMALE HINGE MOD. B 	W0952502025 W0953202025	ROD EYE MOD. GA-M 	W0952502010 W0953202010 W095XA52010 W095XA62010	ROD NUT MOD. S  Rod nut M42X2 Rod nut M48X2 Rod nut M42X2 stainless steel Rod nut M48X2 stainless steel
W0952502003	Hinge mod. B 250	W0952502025	Rod eye mod. GA-M M42X2	W0952502010	Rod nut M42X2
W0953202003	Hinge mod. B 320	W0953202025	Rod eye mod. GA-M M48X2	W0953202010	Rod nut M48X2
				W095XA52010	Rod nut M42X2 stainless steel
				W095XA62010	Rod nut M48X2 stainless steel
W0952502004 W0953202004	MALE HINGE MOD. BA 	W0952502020 W0953202020	FORK MOD. GK-M 		
W0952502004	Hinge mod. BA 250	W0952502020	Fork mod. GK-M M42X2		
W0953202004	Hinge mod. BA 320	W0953202020	Fork mod. GK-M M48X2		
					MAGNETIC SENSORS see page 54 SPARE PARTS see page 49

"LINER" SERIES ISO21287 COMPACT CYLINDER Ø 20÷100



KEY TO CODES


Cyl	2 8 Type	0	0	20 Bore	0	050 Stroke **	X Material	P Gaskets
28	Compact cylinder ISO 21287 male piston rod	0 Double-acting	0 Magnetic	20	0 Standard		* C C45 piston rod	P Polyurethane gaskets
29	Compact cylinder ISO 21287 female piston rod	1 Double-acting through-rod	□ S Non-magnetic	25			chromium-plated	▶ V FKM/FPM gaskets
		2 Double-acting through-rod perforated	▲ G No stick-slip	32			▷ X Stainless steel piston rod and nut	
		● 3 Single-acting retracting piston rod		40			◁ A C45 chromed rod, aluminium piston	
		● 4 Single-acting extended piston rod		50			○ Z Stainless steel piston rod and nut aluminium piston	
		● 5 Single-acting through-rod		63				
		● 6 Single-acting through piston rod perforated		80				
		▼ 7 Double-acting non-rotating		100				
		A Double-acting through-rod non-rotating						


** For the maximum suppliabe stroke, see page A1.75


- Can also be used as double-acting with spring return
- ▼ For versions 29 only (female piston rod)
- ▲ For Ø 12 to 25 the standard version (0 or S) it's already No stick-slip
For Ø 20 to 100 version with gaskets in FKM / FPM (0 or S) is already "No stick-slip"
For speeds lower than 0.2 m/s, to prevent surging. Use no-lubricated air only
- ◆ In the code of cylinder with letter in fourth position Ø 100 becomes A1
- ▶ Only for standard double acting and standard through rod double acting version (for Ø20 and Ø25 only "non-magnetic" version provided)
- Compulsory for Ø 20 and Ø 25 version Z
- * Only for Ø 32 to 63 P version (Polyurethane gaskets)
- ▷ Only for Ø 20 to 63 P version (Polyurethane gaskets)
- ◁ Only for Ø 32 to 100 V version (FKM/FPM gaskets) and for Ø 80 and 100 P version (Polyurethane gaskets)
- Only for Ø 20 to 100 V version (FKM/FPM gaskets) and for Ø 80 and 100 P version (Polyurethane gaskets)


ACCESSORIES FOR ISO 21287 CYLYNDER SERIES LINER: FIXINGS


Code	Description	Code	Description	Code	Description
FOOT MOD. A		MALE HINGE MOD. BA		FLANGE MODEL C (FRONT AND REAR)	
W0950206001	Foot mod. A 020	W0950206004	Hinge mod. BA 020 UNITOP	W0950206002	Flange mod. C 020
W0950256001	Foot mod. A 025 UNITOP	W0950256004	Hinge mod. BA 025 UNITOP	W0950256002	Flange mod. C 025
W0950322001	Foot mod. A 032 ISO/UNITOP	W0950322004	Hinge mod. BA 032 ISO	W0950322002	Flange mod. C 032 ISO
W0950402001	Foot mod. A 040 ISO	W0950402004	Hinge mod. BA 040 ISO	W0950402002	Flange mod. C 040 ISO
W0950502001	Foot mod. A 050 ISO	W0950502004	Hinge mod. BA 050 ISO	W0950502002	Flange mod. C 050 ISO
W0950632001	Foot mod. A 063 ISO	W0950632004	Hinge mod. BA 063 ISO	W0950632002	Flange mod. C 063 ISO
W0950802001	Foot mod. A 080 ISO	W0950802004	Hinge mod. BA 080 ISO	W0950802002	Flange mod. C 080 ISO
W0951002001	Foot mod. A 100 ISO	W0951002004	Hinge mod. BA 100 ISO	W0951002002	Flange mod. C 100 ISO
FEMALE HINGE MOD. B		ARTICULATED MALE HINGE MOD. BAS		FLANGE FOR OPPOSITE CYLINDERS	
W0950322003	Hinge mod. B 032 ISO/UNITOP	W0950322006	Hinge mod. BAS 032 ISO	0950203060	Flange opposite cyl. 020 UNITOP
W0950402003	Hinge mod. B 040 ISO	W0950402006	Hinge mod. BAS 040 ISO	0950253060	Flange opposite cyl. 025 UNITOP
W0950502003	Hinge mod. B 050 ISO	W0950502006	Hinge mod. BAS 050 ISO	0950323060	Flange opposite cyl. 032 ISO/UNITOP
W0950632003	Hinge mod. B 063 ISO	W0950632006	Hinge mod. BAS 063 ISO	0950403061	Flange opposite cyl. 040 ISO
W0950802003	Hinge mod. B 080 ISO	W0950802006	Hinge mod. BAS 080 ISO	0950503061	Flange opposite cyl. 050 ISO
W0951002003	Hinge mod. B 100 ISO	W0951002006	Hinge mod. BAS 100 ISO	0950633061	Flange opposite cyl. 063 ISO
				0950803061	Flange opposite cyl. 080 ISO
				0951003061	Flange opposite cyl. 100 ISO


Code	Description
FORK MOD. GK-M	
	
W0950200020	Fork mod. GK-M M8
W0950322020	Fork mod. GK-M M10x1.25
W0950402020	Fork mod. GK-M M12x1.25
W0950502020	Fork mod. GK-M M16x1.5

Code	Description
COMPENSATION JOINT MOD. GA	
	
W0950326021	Compensation joint mod. GA M10x1.25
W0950406021	Compensation joint mod. GA M12x1.25
W0950506021	Compensation joint mod. GA M16x1.5

Code	Description
COUNTER-HINGE Ø 16 to 25 MOD. BC	
	
W0950200005	Counter-hinge mod. BC 20/25

Code	Description
ROD EYE MOD. GA-M	
	
W0950200025	Rod eye mod. GA-M M8
W0950322025	Rod eye mod. GA-M M10x1.25
W0950402025	Rod eye mod. GA-M M12x1.25
W0950502025	Rod eye mod. GA-M M16x1.5

Code	Description
COUNTER-HINGE CETOP Ø 32 to 100	
	
W0950322008	Counter-hinge mod. GL 032
W0950402008	Counter-hinge mod. GL 040
W0950502008	Counter-hinge mod. GL 050
W0950632008	Counter-hinge mod. GL 063
W0950802008	Counter-hinge mod. GL 080
W0951002008	Counter-hinge mod. GL 100

Code	Description
SELF ALIGNING ROD COUPLER MOD. GA-K	
	
W0950200030	Self-aligning rod coupler mod. GA-K M8
W0950322030	Articulated joint mod. GA-K M10x1.25
W0950402030	Articulated joint mod. GA-K M12x1.25
W0950502030	Articulated joint mod. GA-K M16x1.5

MAGNETIC SENSORS see page 54
SPARE PARTS see page 49

COMPACT CYLINDER SERIES "CMPC"



KEY TO CODE CMPC

Cyl	23 Type	1	0	25 Bore	0	050 Stroke **	X Material	P Gaskets
23	Compact cylinder centre distances to UNITOP male piston rod	0 Double-acting 1 Double-acting through-rod + 2 Double-acting through-rod perforated	0 Magnetic □ S Non-magnetic ▲ G No stick-slip	12 16 20 25	0 Standard + A 2-stage tandem + B 3-stage tandem + C 4-stage tandem		* C C45 piston rod chromium-plated ▷ X Stainless steel piston rod and nut	P Polyurethane gaskets ▶ V FKM/FPM gaskets
24	Compact cylinder centre distances to UNITOP female piston rod	● 3 Single-acting retracting piston rod ● 4 Single-acting extended piston rod		32 40 50 63	MULTI-POSITION ●● P Stage 1 ●● R Stage 2 ●● T Stage 3		◁ A C45 chromed rod, aluminium piston ○ Z Stainless steel piston rod and nut aluminium piston	
25	Compact cylinder centre distances to ISO male piston rod	● 5 Single-acting through-rod piston rod ●+ 6 Single-acting through piston rod perforated		80 ◆ 100				
26	Compact cylinder centre distances to ISO female piston rod	▼ 7 Double-acting non-rotating A Double-acting through-rod non-rotating						

** For the maximum suppliabe stroke, see page A1.87

●● The ordering codes for a Multi-position cylinder is a combination of several codes, each describing a stage.

- ◆ In the code of cylinder with letter in fourth position Ø 100 becomes A1
- Codes only for cylinders Ø 32 to 100
- Can also be used as double-acting with spring return
- + Available from Ø 20
- ▼ For versions 24 and 26 only (female piston rod)
- ▲ For Ø 12 to 25 the standard version (0 or S) it's already No stick-slip
For Ø 20 to 100 version with gaskets in FKM / FPM (0 or S) is already "no stick-slip"
- ▶ For speeds lower than 0.2 m/s, to prevent surging. Use no-lubricated air only
- ▶ Only for standard double acting and standard through rod double acting version (for Ø20 and Ø25 only "non-magnetic" version provided)
- Compulsory for Ø 20 and Ø 25 version Z
- * Only for Ø 32 to 63 P version (Polyurethane gaskets)
- ▷ Only for Ø 12 to 63 P version (Polyurethane gaskets)
- ◁ Only for Ø 32 to 100 V version (FKM/FPM gaskets)
- Only for Ø 20 to 100 V version (FKM/FPM gaskets)

Coding example for a UNITOP multiposition cylinder
2 stages Ø 20 strokes 40 + 10 (total stroke 50 mm) male rod:
1° STADIO (P) : 230020P040XP +
2° STADIO (R) : 230020R050XP

Coding example for a UNITOP multiposition cylinder
3 stages Ø 20 strokes 15 + 30 + 40 (total stroke 85 mm) male rod:
1° STADIO (P) : 230025P015XP +
2° STADIO (R) : 230025R045XP +
3° STADIO (T) : 230025T085XP

KEY TO CODE CMPC - TWO FLAT

Cyl	2 3	1	0	32	0	050	F	P
	Type			Bore		Stroke **	Material	Gaskets
23	Compact cylinder centre distances to UNITOP male piston rod	0 Double-acting 1 Double-acting through-rod	0 Magnetic S Non-magnetic ▲ G No stick-slip	32 40 50 63 80	0 Standard		F "TWO-FLAT" piston rod AISI 303 stainless steel	P Polyurethane gaskets
24	Compact cylinder centre distances to UNITOP female piston rod							
25	Compact cylinder centre distances to ISO male piston rod							
26	Compact cylinder centre distances to ISO female piston rod							

* For the maximum suppliable strokes, look at the technical data

▲ For speeds lower than 0.2 m/s, to prevent surging. Use no-lubricated air only

COMPACT STOPPER CYLINDER


Descrizione	Code				
TRUNNION VERSION					
Diameter		20	32	50	80
Stroke 15	23B0 _0015XP				
Stroke 15 (non magn.)	23B5 _0015XP				
Stroke 20 UNITOP	23B0 _0020XP				
Stroke 20 UNITOP (non magn.)	23B5 _0020XP				
Stroke 20 ISO15552	25B0 _0020XP				
Stroke 20 ISO15552 (non magn.)	25B5 _0020XP				
Stroke 30 UNITOP	23B0 _0030XP				
Stroke 30 UNITOP (non magn.)	23B5 _0030XP				
Stroke 30 ISO15552	25B0 _0030XP				
Stroke 30 ISO15552 (non magn.)	25B5 _0030XP				
ROLLER VERSION					
Stroke 15	23C0 _0015XP				
Stroke 15 (non magn.)	23C5 _0015XP				
Stroke 20 UNITOP	23C0 _0020XP				
Stroke 20 UNITOP (non magn.)	23C5 _0020XP				
Stroke 20 ISO15552	25C0 _0020XP				
Stroke 20 ISO15552 (non magn.)	25C5 _0020XP				
Stroke 30 UNITOP	23C0 _0030XP				
Stroke 30 UNITOP (non magn.)	23C5 _0030XP				
Stroke 30 ISO15552	25C0 _0030XP				
Stroke 30 ISO15552 (non magn.)	25C5 _0030XP				
Stroke 40 UNITOP	23C0 _0040XP				
Stroke 40 UNITOP (non magn.)	23C5 _0040XP				
Stroke 40 ISO15552	25C0 _0040XP				
Stroke 40 ISO15552 (non magn.)	25C5 _0040XP				

ACCESSORIES COMPACT STOPPER CYLINDER


Code	Description	Code	Description	Code	Description
FRONT FLANGE Ø 32, Ø 50, Ø 80		W0950806302	Flange Ø80 UNITOP		
		W0950506312	Flange Ø50 ISO		
		W0950806312	Flange Ø80 ISO		
W0950326302	Flange Ø32 UNITOP / ISO				
W0950506302	Flange Ø50 UNITOP				





SPARE PARTS see page 49


ACCESSORIES COMPACT CYLINDERS SERIES CMPC

Code	Description
FOOT MOD. A	
	
W0950126001	Foot mod. A 012/016 UNITOP
W0950206001	Foot mod. A 020 UNITOP
W0950256001	Foot mod. A 025 UNITOP
W0950322001	Foot mod. A 032 ISO/UNITOP
W0950406001	Foot mod. A 040 UNITOP
W0950406001F	Foot mod. A 040 UNITOP TWO FLAT
W0950506001	Foot mod. A 050 UNITOP
W0950506001F	Foot mod. A 050 UNITOP TWO FLAT
W0950636001	Foot mod. A 063 UNITOP
W0950636001F	Foot mod. A 063 UNITOP TWO FLAT
W0950806001	Foot mod. A 080 UNITOP
W0951006001	Foot mod. A 100 UNITOP
W0950322001	Foot mod. A 032 ISO/UNITOP
W0950402001	Foot mod. A 040 ISO
W0950502001	Foot mod. A 050 ISO
W0950632001	Foot mod. A 063 ISO
W0950802001	Foot mod. A 080 ISO
W0951002001	Foot mod. A 100 ISO


Code	Description
MALE HINGE MOD. BA	
	
W0950126004	Hinge mod. BA 012/16
W0950206004	Hinge mod. BA 020 UNITOP
W0950256004	Hinge mod. BA 025 UNITOP
W0950322004	Hinge mod. BA 032 ISO
W0950402004	Hinge mod. BA 040 ISO
W0950502004	Hinge mod. BA 050 ISO
W0950632004	Hinge mod. BA 063 ISO
W0950802004	Hinge mod. BA 080 ISO
W0951002004	Hinge mod. BA 100 ISO


Code	Description
FEMALE HINGE MOD. B	
	
W0950322003	Hinge mod. B 032 ISO/UNITOP
W0950406003	Hinge mod. B 040 UNITOP
W0950506003	Hinge mod. B 050 UNITOP
W0950636003	Hinge mod. B 063 UNITOP
W0950806003	Hinge mod. B 080 UNITOP
W0951006003	Hinge mod. B 100 UNITOP
W0950402003	Hinge mod. B 040 ISO
W0950502003	Hinge mod. B 050 ISO
W0950632003	Hinge mod. B 063 ISO
W0950802003	Hinge mod. B 080 ISO
W0951002003	Hinge mod. B 100 ISO


Code	Description
ARTICULATED MALE HINGE MOD. BAS	
	
W0950322006	Hinge mod. BAS 032 ISO
W0950402006	Hinge mod. BAS 040 ISO
W0950502006	Hinge mod. BAS 050 ISO
W0950632006	Hinge mod. BAS 063 ISO
W0950802006	Hinge mod. BAS 080 ISO
W0951002006	Hinge mod. BAS 100 ISO


Code	Description
FLANGE MOD. C	
	
W0950126002	Flange mod. C 012/16
W0950206002	Flange mod. C 020
W0950256002	Flange mod. C 025
W0950322002	Flange mod. C 032
W0950406002	Flange mod. C 040 UNITOP
W0950506002	Flange mod. C 050 UNITOP
W0950636002	Flange mod. C 063 UNITOP
W0950806002	Flange mod. C 080 UNITOP
W0951006002	Flange mod. C 100 UNITOP
W0950406002F	Flange mod. C 040 UNITOP TWO FLAT
W0950506002F	Flange mod. C 050 UNITOP TWO FLAT
W0950636002F	Flange mod. C 063 UNITOP TWO FLAT
W0950806002F	Flange mod. C 080 UNITOP TWO FLAT
W0950402002	Flange mod. C 040 ISO
W0950502002	Flange mod. C 050 ISO
W0950632002	Flange mod. C 063 ISO
W0950802002	Flange mod. C 080 ISO
W0951002002	Flange mod. C 100 ISO


Code	Description
FLANGE FOR OPPOSITE CYLINDERS	
	
0950123060	Flange opposite cyl. 012/16
0950203060	Flange opposite cyl. 020 UNITOP
0950253060	Flange opposite cyl. 025 UNITOP
0950323060	Flange opposite cyl. 032 ISO/UNITOP
0950403060	Flange opposite cyl. 040 UNITOP
0950403061	Flange opposite cyl. 040 ISO
0950503060	Flange opposite cyl. 050 UNITOP
0950503061	Flange opposite cyl. 050 ISO
0950633060	Flange opposite cyl. 063 UNITOP
0950633061	Flange opposite cyl. 063 ISO
0950803060	Flange opposite cyl. 080 UNITOP
0950803061	Flange opposite cyl. 080 ISO
0951003060	Flange opposite cyl. 100 UNITOP
0951003061	Flange opposite cyl. 100 ISO


Code	Description
FORK MOD. GK-M	
	
W0950120020	Fork mod. GK-M M6
W0950200020	Fork mod. GK-M M8
W0950322020	Fork mod. GK-M M10x1.25
W0950402020	Fork mod. GK-M M12x1.25
W0950502020	Fork mod. GK-M M16x1.5
W0950802020	Fork mod. GK-M M20x1.5

Code	Description
ROD EYE MOD. GA-M	
	
W0950120025	Rod eye mod. GA-M M6
W0950200025	Rod eye mod. GA-M M8
W0950322025	Rod eye mod. GA-M M10x1.25
W0950402025	Rod eye mod. GA-M M12x1.25
W0950502025	Rod eye mod. GA-M M16x1.5
W0950802025	Rod eye mod. GA-M M20x1.5

Code	Description
COMPENSATION JOINT MOD. GA	
	
W0950326021	Compensation joint mod. GA M10x1.25
W0950406021	Compensation joint mod. GA M12x1.25
W0950506021	Compensation joint mod. GA M16x1.5
W0950806021	Compensation joint mod. GA M20x1.5

Code	Description
COUNTER-HINGE CETOP Ø 32 TO 100	
	
W0950322008	Counter-hinge mod. GL 032
W0950402008	Counter-hinge mod. GL 040
W0950502008	Counter-hinge mod. GL 050
W0950632008	Counter-hinge mod. GL 063
W0950802008	Counter-hinge mod. GL 080
W0951002008	Counter-hinge mod. GL 100
W0951252008	Counter-hinge mod. GL 125

Code	Description
COUNTER-HINGE Ø 12 to 25 MOD. BC	
	
W0950120005	Counter-hinge mod. BC 12/16
W0950200005	Counter-hinge mod. BC 20/25

Code	Description
SELF ALIGNING ROD COUPLER MOD. GA-K	
	
W0950120030	Articulated joint mod. GA-K M6
W0950200030	Articulated joint mod. GA-K M8
W0950322030	Articulated joint mod. GA-K M10x1.25
W0950402030	Articulated joint mod. GA-K M12x1.25
W0950502030	Articulated joint mod. GA-K M16x1.5
W0950802030	Articulated joint mod. GA-K M20x1.5

VALVE ASSEMBLY ON CYLINDER see page 53
MAGNETIC SENSORS see page 54
SPARE PARTS see page 49

ROUND CYLINDER SERIES RNDC



KEY TO CODES

Cyl	1 1 2 Type	0	32 Bore	0025 Stroke	C Material	P Gaskets
■ 104	SE through-rod	0 Standard	32	For the maximum suppliable strokes, look at the technical data	A C45 chromed rod, aluminium piston rod	P polyurethane
109	DEA	▲ G No stick-slip	40		C C45 chrome rod, technopolymer piston rod	N NBR
110	DE	S Non-magnetic	50		Z Stainless steel piston rod and nut aluminium piston	● V FKM/FPM
■ 111	SE				X Stainless steel piston rod and nut technopolymer piston	● B low temperature
112	DEM					
113	DEMA					
114	DEM through-rod					
115	DEMA through-rod					

DE: Double-acting (non-cushioned, not magnetic)

DEM: Magnetic double-acting (non-cushioned)

DEMA: Magnetic double-acting (cushioned)

DEA: Cushioned double-acting (non-magnetic)

SE: Single-acting (magnetic)

● Only available for non-magnetic versions (S) and with aluminium piston (A or Z)

▲ For speeds lower than 0.2m/s, to prevent surging.

Use no-lubricated air only

■ Only available for versions with aluminium piston (A or Z)

ACCESSORIES FOR ROUND CYLINDER: FIXINGS

Code	Description	Code	Description	Code	Description
FOOT MOD. AC		FORK MOD. GK-M		FLEXIBLE COLLAR MOD. GA	
W0950320002	Foot mod. AC 032	W0950322020	Fork mod. GK-M M10x1.25	W0950326021	Flexible collar mod. GA M10x1.25
W0950400002	Foot mod. AC 040	W0950402020	Fork mod. GK-M M12x1.25	W0950406021	Flexible collar mod. GA M12x1.25
W0950500002	Foot mod. AC 050	W0950502020	Fork mod. GK-M M16x1.5	W0950506021	Flexible collar mod. GA M16x1.5
COUNTER-HINGE MOD. BC		ROD EYE MOD. GA-M			
W0950320005	Counter-hinge mod. BC 032	W0950322025	Rod eye mod. GA-M M10x1.25		
W0950400005	Counter-hinge mod. BC 040	W0950402025	Rod eye mod. GA-M M12x1.25		
W0950500005	Counter-hinge mod. BC 050	W0950502025	Rod eye mod. GA-M M16x1.5		
HEAD LOCK RING MOD. G		SELF ALIGNING ROD COUPLER MOD. GA-K			
W0950320010	Head lock ring mod. G M30x1.5	W0950322030	Articulated joint mod. GA-K M10x1.25	MAGNETIC SENSORS see page 54	
W0950400010	Head lock ring mod. G M38x1.5	W0950402030	Articulated joint mod. GA-K M12x1.25		
W0950500010	Head lock ring mod. G M45x1.5	W0950502030	Articulated joint mod. GA-K M16x1.5		

SHORT-STROKE CYLINDERS SERIES SSCY



KEY TO CODES

Cyl	2 1 2 Type	0	40 Bore	0010 Stroke	C Material	P Gaskets
■ 208	Single-acting retracted rod, non-magnetic	0 Standard	12	For the maximum applicable strokes, look at the technical data	C C45 chrome rod, technopolymer piston rod Ø 12 to 63 mm	P polyurethane gaskets
■ 209	Single-acting extended rod, non-magnetic	S Non-magnetic	16			● V FKM/FPM
■ 210	Single-acting, retracted rod	▲ G No stick-slip	20	A C45 chrome rod, aluminium piston rod (standard Ø 80 to 100 mm)	X Stainless steel piston rod and nut technopolymer piston Ø 12 to 63 mm	● B low temperature
■ 211	Single acting, extended rod		25			Z Stainless steel piston rod and nut aluminium piston (standard Ø 80 to 100 mm)
■ 212	Double acting, magnetic		32			
■ 213	Double acting, non-magnetic		40			
■ 214	Double acting, through-rod		50			
■ 215	Single-acting, retracted, anti-rotation		63			
■ 217	Double acting, anti-rotation		80			
▼ 218	Double acting, perforated through-rod		◆ 100			
■ 221	Oscillating male hinge (up to Ø 63 only)					
■ 222	Oscillating female hinge (up to Ø 63 only)					
■ 223	Single-acting, through-rod					

- ◆ In the code of cylinder with letter in fourth position Ø 100 becomes A1
- Available up to Ø 63
- ▼ Available from Ø 20

- Only available for non-magnetic versions (S) and with aluminium piston (A or Z)
- ▲ For speeds lower than 0.2 m/s, to prevent surging. Use no-lubricated air only

ACCESSORIES SHORT-STROKE CYLINDERS SERIES SSCY

Code	Description	Code	Description	Code	Description
MALE NIPPLE FOR PISTON ROD				MAGNETIC SENSORS see page 54	
				SPARE PARTS see page 49	
219001200	Male nipple M6				
219001600	Male nipple M8				
219002500	Male nipple M10X1.25				
219003200	Male nipple M10X1.25				
219004000	Male nipple M12X1.25				
219005000	Male nipple M16X1.5				
219008000	Male nipple M20X1.5				
219010000	Male nipple M20X1.5				

CARTRIDGE MICRO-CYLINDER SERIES CRTC

SINGLE ACTING STELO RETRATTO
Ø6, Ø 10, Ø16



W1000060015	Cyl. CRTC 006-0015-S000-00
W1000100005	Cyl. CRTC 010-0005-S000-00
W1000100010	Cyl. CRTC 010-0010-S000-00
W1000100015	Cyl. CRTC 010-0015-S000-00
W1000160005	Cyl. CRTC 016-0005-S000-00
W1000160010	Cyl. CRTC 016-0010-S000-00
W1000160015	Cyl. CRTC 016-0015-S000-00

W1000060005	Cyl. CRTC 006-0005-S000-00
W1000060010	Cyl. CRTC 006-0010-S000-00

KEY TO CODES

Code	Description
W1000060005	CYL CRTC-006-0005-S000-00
W1000060010	CYL CRTC-006-0010-S000-00
W1000060015	CYL CRTC-006-0015-S000-00
W1000100005	CYL CRTC-010-0005-S000-00
W1000100010	CYL CRTC-010-0010-S000-00
W1000100015	CYL CRTC-010-0015-S000-00
W1000160005	CYL CRTC-016-0005-S000-00
W1000160010	CYL CRTC-016-0010-S000-00
W1000160015	CYL CRTC-016-0015-S000-00

COMPACT GUIDED CYLINDERS SERIES CMPG

BRASS BUSH



KEY TO CODES

W 1 4 3 Type	032 Diameter	2 Version	025 Stroke
	16	2 bronze bushings	CUSHIONED VERSION Ø 16: 20, 30, 40, 50
	20	3 ball bearings	
	25	4 cushioned with bronze bushings	Ø 20 to 25: 20, 30, 40, 50, 75, 100, 150
	32	5 cushioned with ball bearings	
	40		NOT CUSHIONED VERSION ♦ Ø 16: 10, 20, 25, 30, 40, 50, 75, 100, 150, 200 Ø 20 to 25: 20, 25, 30, 40, 50, 75, 100, 150, 200 Ø 32 to 100: 25, 50, 75, 100, 150, 200
	50		
	63		
	* 80		
	* A1=100		
			♦ Other strokes on request but with the same cylinder dimensions as the standard stroke immediately above.

* Not cushioned version only

MAGNETIC SENSORS see page 54

RODLESS CYLINDER SERIES STD - "V" GUIDE - BALL RECIRCULATING GUIDE - DOUBLE

STD

"V" GUIDE

BALL RECIRCULATING GUIDE

DOUBLE

KEY TO CODES

Cyl	2 7 Type	0	0	25 Bore	0150 Stroke	C	N Gaskets
	27 Rodless cylinder	0 Standard 1 With swing drive + 2 Twin cushioned series "Double" 3 Double-acting cushioned Magnetic + adjustable limit switches and shock absorbers	0 Magnetic S Non-magnetic ■ G No stick-slip	16 25 32 40 63	Ø 16: from 100 to 5000 mm Ø 25 to 40: from 100 to 5700 mm Ø 63 from 100 to 5500 mm		N NBR gasket ● V FKM/FPM gasket

■ For speeds lower than 0.2 m/s, to prevent surging. Use no-lubricated air only ● For speed ≥ 1/m/s + Available up to Ø 32

KEY TO CODES

Cyl	2 7 Type	7	0	25 Bore	0150 Stroke	C	N Gaskets
	27 Rodless cylinder	7 Double-acting cushioned Magnetic with "V" guide 8 Double-acting cushioned Magnetic with "V" guide + adjustable limit switches and decelerator	0 Magnetic S Non-magnetic ■ G No stick-slip	25 32 40 63	Ø 25 to 40: from 100 to 5700 mm Ø 63 from 100 to 5500 mm		N NBR gasket ● V FKM/FPM gasket

* For speeds lower than 0.2 m/s, to prevent surging. Use no-lubricated air only ● For speed ≥ 1/m/s

KEY TO CODES

Cyl	2 7 Type	5	0	25 Bore	0150 Stroke	C	N Gaskets
	27 Rodless cylinder	5 Double-acting cushioned magnetic with ball circulation guides 6 Double-acting cushioned magnetic with ball circulation guides + adjustable limit switch and shock absorbers	0 STD Magnetic S STD Non-magnetic ■ G STD No stick-slip A HEAVY Magnetic ■ B HEAVY No stick-slip C HEAVY Non-magnetic	16 25 32 40 63	Ø 16: 100 to 1350 mm Ø 25 - 32: 100 to 2300 mm Ø 40: 100 to 2250 mm Ø 63 std: 100 to 2100 mm Ø 63 heavy: 100 to 2650 mm		N NBR gasket ● V FKM/FPM gasket

■ For speeds lower than 0.2 m/s, to prevent surging. Use no-lubricated air only ● For speed ≥ 1/m/s

ACCESSORIES FOR RODLESS STD, GUIDE "V", WITH BALL RECIRCULATING GUIDE CYLINDERS

Code	Description
FOOT	
Ø 32-40	
Ø 16-25	
W0950167001	Foot 016
W0950257001	Foot 025
W0950327001	Foot 032
W0950407001	Foot 040
W0950637001	Foot 063

INTERMEDIATE FOOT Ø 16; 25 FOR STD AND GUIDE A "V"	
W0950167031	Intermediate foot kit 016
W0950257031	Intermediate foot kit 025
0950254094	Intermediate foot kit 025 (V guide only)

Code	Description
INTERMEDIATE FOOT Ø 32; 40 FOR STD AND GUIDE A "V"	
W0950327032	Intermediate foot kit 032
W0950407032	Intermediate foot kit 040

INTERMEDIATE SUPPORT Ø 63 FOR VERSION STD, GUIDE "V" AND VERTICAL POSITION BALL RECIRCULATING	
W0950637032	Intermediate foot kit 063

INTERMEDIATE SUPPORT Ø 16 to 40 FOR BALL RECIRCULATING	
W0950164004	Intermediate foot kit 016 ball recirc.
W0950254004	Intermediate foot kit 025 ball recirc.
W0950324004	Intermediate foot kit 032 ball recirc.
W0950404004	Intermediate foot kit 040 ball recirc.

Code	Description
INTERMEDIATE SUPPORT KIT Ø 63 FOR HORIZONTAL POSITION BALL RECIRCULATING	
W0950637036	Intermediate foot kit 063 ball recirc.

ACCESSORIES FOR RODLESS CYLINDER SERIE DOUBLE

Code	Description
FOOT DOUBLE	
Ø 16-25	
W0950168001	Foot double 016
W0950258001	Foot double 025
W0950328036	Foot double 032

Code	Description
DOUBLE VERTICAL FOOT	
W0950167001	Vertical foot 016
W0950257001	Vertical foot 025
W0950328035	Vertical foot 032

Code	Description
INTERMEDIATE FOOT DOUBLE Ø 16 to 32	
W0950168037	Intermediate foot double 016
W0950258037	Intermediate foot double 025
W0950328037	Intermediate foot double 032

ACCESSORIES FOR CONVERTING STD RODLESS CYLINDERS INTO SWING CYLINDERS

Code	Description
KIT TO TRANSFORM INTO SWING VERSION	
Ø 16-40	
W0950167035	Swing version kit 016
W0950257035	Swing version kit 025
W0950327035	Swing version kit 032/040
W0950637035	Swing version kit 063

Code	Description
DRIVE PIN	
W0950167034	Drive pin 016
W0950257034	Drive pin 025
W0950327034	Drive pin 032/040
W0950637034	Drive pin 063

Code	Description
SWING SUPPORT	
Ø 16-25	
W0950167033	Swing support 016
W0950257033	Swing support 025
W0950327033	Swing support 032/040
W0950637033	Swing support 063

MAGNETIC SENSORS see page 54
SPARE PARTS see page 49
SHOCK ABSORBERS see page 51

RODLESS CYLINDER SERIES PU - "V" GUIDE - BALL RECIRCULATING GUIDE



KEY TO CODES							
Cyl	27 Type	0	3	25 Bore	0100 Stroke	C	P Gaskets
27	Rodless cylinder	0 Double acting cushioned magnetic 1 Double acting with swing carriage 3 Double acting + adjustable limit switch and shock absorbers	3 Magnetic 4 No stick-slip 5 Non-magnetic	25 32 40 50	Ø 25 to 40: from 100 to 5700 mm Ø 50: from 100 to 5600 mm		P Polyurethane gaskets

■ For speeds lower than 0.2 m/s, to prevent surging. Use no-lubricated air only.

KEY TO CODES							
Cyl	27 Type	7	3	50 Bore	0100 Stroke	C	P Gaskets
27	Rodless cylinder	7 Double acting cushioned magnetic with "V" guide 8 Double acting cushioned magnetic with "V" guide + adjustable limit switch and shock absorbers	3 Magnetic 4 No stick-slip 5 Non-magnetic	50	from 100 to 5600 mm		P Polyurethane gaskets


■ For speeds lower than 0.2 m/s, to prevent surging. Use no-lubricated air only.

KEY TO CODES							
Cyl	27 Type	5	3	50 Bore	0100 Stroke	C	P Gaskets
27	Rodless cylinder	5 Double-acting cushioned magnetic with ball circulation guides 6 Double-acting cushioned magnetic with ball circulation guides + adjustable limit switch and shock absorbers	3 Magnetic 4 No stick-slip 5 Non-magnetic	50	from 100 to 2470 mm		P Polyurethane gaskets

■ For speeds lower than 0.2 m/s, to prevent surging. Use no-lubricated air only.

ACCESSORIES FOR RODLESS CYLINDER SERIES PU

FOOT



0950254041 Foot 025
0950324041 Foot 032
0950404041 Foot 040
0950504041 Foot 050


INTERMEDIATE FOOT



W0950257038 Intermediate foot 025
W0950327038 Intermediate foot 032
W0950407038 Intermediate foot 040
W0950507038 Intermediate foot 050

INTERMEDIATE SUPPORT FOR BALL RECIRCULATING
0950504053 Intermediate foot 050 ball recirculating

SIDE INTERMEDIATE FOOT



0950254051 Side intermediate foot kit 025
0950324051 Side intermediate foot kit 032
0950404051 Side intermediate foot kit 040
0950504051 Side intermediate foot kit 050

INTERMEDIATE SIDE SUPPORT FOR V-GUIDE VERSION
0950504052 Side intermediate foot kit 050 V guide

MAGNETIC SENSORS see page 54
SHOCK ABSORBERS see page 51

RODLESS CYLINDER WITH MAGNETIC SLIDING "MAGNETIC SLIDE" SERIES






KEY TO CODES

Cyl	27 Type	A Version	0	16 Bore	0050 Stroke	X Material	P Gaskets
	27 Rodless cylinder	A Magnetic sliding DEM B Magnetic sliding DEMA C Magnetic sliding swinging DEM D Magnetic sliding swinging DEMA	0 Magnetic	16 20 25	For the maximum suppliable strokes, look at the technical data	X Standard	P Polyurethane

DEM: Magnetic double-acting (non-cushioned)
DEMA: Magnetic double-acting (cushioned)

ACCESSORIES RODLESS CYLINDER WITH MAGNETIC SLIDING SERIES MAGNETIC SLIDE

Code	Description	Code	Description	Code	Description
FOOT		FLANGE MOD. C		KIT FOR SWING VERSION	
0950164040	Foot 016	W0950120002	Flange mod. C 016	0950164050	Kit for swing version 016
0950204040	Foot 020/025	W0950200002	Flange mod. C 20/25	0950204050	Kit for swing version 020
				0950254050	Kit for swing version 025
					MAGNETIC SENSORS see page 54

ISO 6432 MINI-CYLINDERS SERIES STAINLESS STEEL

INOX SERIE ISO 6432



ROUND CYLINDER
SERIES RNDC STAINLESS STEEL



ISO 15552 CYLINDERS
SERIES STAINLESS STEEL



KEY TO CODE

W 18	0 Type	0 Version	16 Diameter	0020 Stroke
ISO 6432 INOX	0 - DEM 1 - DEM through rod	0 - Standard (magnetic) S - Not magnetic V** - FKM/FPM gaskets	16 20 25	* Ø 16-25 stroke 0-500 mm
ROUND INOX	0 - DEM 1 - DEM through rod	0 - Standard (magnetic) S - Not magnetic V** - FKM/FPM gaskets	32 40 50 63	* Ø 32-63 stroke 0-500 mm
ISO 15552 INOX	4 - DEMA 5 - DEMA through rod	0 - Standard (magnetic) S - Not magnetic V** - FKM/FPM gaskets	32 40 50 63 80 *** 100 *** 125	* Ø 32-100 stroke 0-1000 mm

DEMA: Magnetic double-acting (non-cushioned)

DEM: Magnetic double-acting (cushioned)

* Maximum recommended strokes. Higher values can create operating problems.

** For this version the cylinder will be not magnetic

*** In the code of cylinder with letter in fifth position Ø100 becomes A1, and Ø125 becomes A2

ACCESSORIES STAINLESS STEEL ISO 6432 MINI-CYLINDER

Code	Description	Code	Description	Code	Description
FOOT MOD. A STAINLESS STEEL		STAINLESS STEEL NUT FOR HEADS		MAGNETIC SENSORS see page 54	
W095X120001	Stainless steel leg mod. A 016	W095X120010	Stainless steel nut for head M16x1.5		
W095X200001	Stainless steel leg mod. A 020/025	W095X200010	Stainless steel nut for head M22x1.5		
STAINLESS STEEL FLANGE MODEL C		STAINLESS STEEL NUT FOR PISTON RODS			
W095X120002	Stainless steel flange mod. C 016	W095X120011	Stainless steel nut for piston M6 016		
W095X200002	Stainless steel flange mod. C 020/025	W095X200011	Stainless steel nut for piston M8 020		
		W095X322011	Stainless steel nut for piston M10x1.25		
STAINLESS STEEL COUNTER-HINGE MODEL BC		STAINLESS STEEL FORK MOD. GK-M			
W095X120005	Stainless steel counter-hinge mod. BC 016	W095X120020	Stainless steel fork mod. GK-M M6		
W095X200005	Stainless steel counter-hinge mod. BC 020/025	W095X200020	Stainless steel fork mod. GK-M M8		
		W095X322020	Stainless steel fork mod. GK-M M10x1.25		









ACCESSORIES STAINLESS STEEL ROUND CYLINDERS RNDC

STAINLESS STEEL LEG MODEL AC		STAINLESS STEEL FORK MOD. GK-M		MAGNETIC SENSORS see page 54	
W095X320002	Stainless steel leg mod. AC 032	W095X320020	Stainless steel fork mod. GK-M M10x1.5		
W095X400002	Stainless steel leg mod. AC 040	W095X400020	Stainless steel fork mod. GK-M INOX M12x1.75		
W095X500002	Stainless steel leg mod. AC 050	W095X500020	Stainless steel fork mod. GK-M INOX M16x2		
W095X630002	Stainless steel leg mod. AC 063				
STAINLESS STEEL COUNTER-HINGE MODEL BC		STAINLESS STEEL NUT FOR PISTON RODS			
W095X320005	Stainless steel counter-hinge mod. BC 032	W095X320011	Stainless steel nut for piston M10x1.5		
W095X400005	Stainless steel counter-hinge mod. BC 040	W095X400011	Stainless steel nut for piston M12x1.75		
W095X500005	Stainless steel counter-hinge mod. BC 050	W095X500011	Stainless steel nut for piston M16x2		
W095X630005	Stainless steel counter-hinge mod. BC 063				
STAINLESS STEEL HEAD RING NUT MODEL G		STAINLESS STEEL OSCILLATING PIN			
W095X320010	Stainless steel head ring mod. G M30x1.5	W095X320007	Stainless steel oscillating pin M8x1		
W095X400010	Stainless steel head ring mod. G INOX M38x1.5	W095X400007	Stainless steel oscillating pin M10x1		
W095X500010	Stainless steel head ring mod. G INOX M45x1.5	W095X500007	Stainless steel oscillating pin M12x1.5		
		W095X630007	Stainless steel oscillating pin M14x1.5		

ACCESSORIES STAINLESS STEEL ISO 15552 CYLINDERS

Code	Description	Code	Description	Code	Description
STAINLESS STEEL INTERMEDIATE HINGE - MOD EN		STAINLESS STEEL FORK MOD. GK-M		MAGNETIC SENSORS see page 54	
W095X322007	Stainless steel interm. hinge 032	W095X322020	Stainless steel fork mod GK-M M10x1.25		
W095X402007	Stainless steel interm. hinge 040	W095X402020	Stainless steel fork mod GK-M M12x1.25		
W095X502007	Stainless steel interm. hinge 050	W095X502020	Stainless steel fork mod GK-M M16x1.5		
W095X632007	Stainless steel interm. hinge 063	W095X802020	Stainless steel fork mod GK-M M20x1.5		
W095X802007	Stainless steel interm. hinge 080				
W095XA12007	Stainless steel interm. hinge 100				
W095XA22007	Stainless steel interm. hinge 125				
STAINLESS STEEL SHORT FOOT MOUNTING					
W095X322001	Stainless steel short foot 032				
W095X402001	Stainless steel short foot 040				
W095X502001	Stainless steel short foot 050				
W095X632001	Stainless steel short foot 063				
W095X802001	Stainless steel short foot 080				
W095XA12001	Stainless steel short foot 100				
W095XA22001	Stainless steel short foot 125				
STAINLESS STEEL FEMALE HINGE - MOD B					
W095X322003	Stainless steel female hinge 032				
W095X402003	Stainless steel female hinge 040				
W095X502003	Stainless steel female hinge 050				
W095X632003	Stainless steel female hinge 063				
W095X802003	Stainless steel female hinge 080				
W095XA12003	Stainless steel female hinge 100				
W095XA22003	Stainless steel female hinge 125				
STAINLESS STEEL FEMALE HINGE PIN					
W095X322050	Stainless steel female hinge pin 032				
W095X402050	Stainless steel female hinge pin 040				
W095X502050	Stainless steel female hinge pin 050				
W095X632050	Stainless steel female hinge pin 063				
W095X802050	Stainless steel female hinge pin 080				
W095XA12050	Stainless steel female hinge pin 100				
W095XA22050	Stainless steel female hinge pin 125				
STAINLESS STEEL MALE HINGE - MODEL BA					
W095X322004	Stainless steel male hinge mod. BA 032				
W095X402004	Stainless steel male hinge mod. BA 040				
W095X502004	Stainless steel male hinge mod. BA 050				
W095X632004	Stainless steel male hinge mod. BA 063				
W095X802004	Stainless steel male hinge mod. BA 080				
W095XA12004	Stainless steel male hinge mod. BA 100				
W095XA22004	Stainless steel male hinge mod. BA 125				
STAINLESS STEEL ISO COUNTER-HINGE FOR MOD B - MOD GS					
W095X322008	Stainless steel ISO counter hinge mod. B - mod GL 032				
W095X402008	Stainless steel ISO counter hinge mod. B - mod GL 040				
W095X502008	Stainless steel ISO counter hinge mod. B - mod GL 050				
W095X632008	Stainless steel ISO counter hinge mod. B - mod GL 063				
W095X802008	Stainless steel ISO counter hinge mod. B - mod GL 080				
W095XA12008	Stainless steel ISO counter hinge mod. B - mod GL 100				
W095XA22008	Stainless steel ISO counter hinge mod. B - mod GL 125				
STAINLESS STEEL FRONT FLANGE - MOD C					
W095X322002	Stainless steel front-rear flange mod C 032				
W095X402002	Stainless steel front-rear flange mod C 040				
W095X502002	Stainless steel front-rear flange mod C 050				
W095X632002	Stainless steel front-rear flange mod C 063				
W095X802002	Stainless steel front-rear flange mod C 080				
W095XA12002	Stainless steel front-rear flange mod C 100				
W095XA22002	Stainless steel front-rear flange mod C 125				
ROD FOR NUT MOD.S STAINLESS STEEL					
W095X322011	Stainless steel nut mod S M10x1.25				
W095X402011	Stainless steel nut mod S M12x1.25				
W095X502011	Stainless steel nut mod S M16x1.5				
W095X802011	Stainless steel nut mod S M20x1.5				
W095XA22011	Stainless steel nut mod S M27x2				





GRIPPERS

Description	Code	Description	Code
GRIPPERS WITH 2 PARALLEL JAWS		GRIPPERS WITH 2 HINGED JAWS	
	SERIE P1 P1-20 W155020001 P1-32 W1550320001		SERIE P7 P7-16 W1590160200 P7-20 W1590200200 P7-32 W1590320200 P7-50 W1590500200
	SERIE P2 P2-16 W1570160200 P2-20 W1570200200 P2-25 W1570250200		SERIE P8 P8-32 TECHNOPOLYMER W0710010002 P8-40 TECHNOPOLYMER W0710010003 P8-50 TECHNOPOLYMER W0710010004
	SERIE P3 P3-40 W1560400200 P3-64 W1560640200 P3-64 for inductive sensor W1560640201 P3-80 W1560800200 P3-80 for inductive sensor W1560800201 P3-80 increased force W1560800220 P3-80 increased force for inductive sensor W1560800221 P3-100 W1561000200 P3-100 for inductive sensor W1561000201 P3-100 increased force W1561000220 P3-100 increased force for inductive sensor W1561000221	GRIPPERS 180° WITH 2 HINGED JAWS	
			SERIE P9 P9-32 W1530320180 P9-40 W1530400180
	SERIE P4 P4-10 long stroke W1580100200 P4-12 long stroke W1580120200 P4-16 long stroke W1580160200 P4-25 long stroke W1580250200 P4-30 long stroke W1580300200	GRIPPERS WITH 3 PARALLEL JAWS	
			SERIE P12 P12-40 W1560400300 P12-64 W1560640300 P12-64 for inductive sensor W1560640301 P12-80 W1560800300 P12-80 for inductive sensor W1560800301 P12-80 increased force W1560800320 P12-80 increased force for inductive sensor W1560800321 P12-100 W1561000300 P12-100 for inductive sensor W1561000301 P12-100 increased force W1561000320 P12-100 increased force for inductive sensor W1561000321

ACCESSORIES GRIPPERS


Code	Description	Code	Description	Code	Description
CENTRING RING					
					
W1560409201	Kit of centring rings for P3-P3K-P12-P12K 40				
W1560649201	Kit of centring rings for P3-P3K-P12-P12K 64				
W1560809201	Kit of centring rings for P3-P3K-P12-P12K 80				
W1561009201	Kit of centring rings for P3-P3K-P12-P12K 100				
MAGNETIC SENSORS see page 54					


ROTARY ACTUATORS


Description	Code	012	016	020	022	025	030	032	040	050	063	080	100
ROTARY ACTUATORS SERIES R1 Ø32 to Ø100													
 magnetic without adjustings													
R1-90° w/out adj.	W165__1090							X	X	X	X	X	X
R1-180° w/out adj.	W165__1180							X	X	X	X	X	X
R1-360° w/out adj.	W165__1360							X	X	X	X	X	X
with adjustings													
R1-90° with adj.	W165__2090							X	X	X	X	X	X
R1-180° with adj.	W165__2180							X	X	X	X	X	X
R1-360° with adj.	W165__2360							X	X	X	X	X	X
NOTE: "W166..." For female pinion version apply to our sales department													
ROTARY ACTUATORS SERIES R2													
 R2-90°	W162__2090	X	X	X		X							
R2-180°	W162__2180	X	X	X		X							
ROTARY ACTUATORS SERIES R3													
 with flange R3-180	W163__2180		X	X	X	X	X		X				
with shaft R3-180	W163__5180		X	X		X	X						
with flange + shock absorbers R3-180	W163__3180					X	X		X				
with shaft + shock absorbers R3-180	W163__6180					X	X						
ROTARY ACTUATORS SERIES R3 WITH EXTERNAL SHOCK ABSORBERS													
 with flange + shock absorbers R3-90	W163__4090		X	X	X	X	X		X				
with flange + shock absorbers R3-180	W163__4180		X	X	X	X	X		X				


MAGNETIC SENSORS see page 54
SHOCK ABSORBERS see page 51

GUIDE UNITS AND SLIDES




Description	Code	06	10	12	16	20	25	30
TWIN CYLINDER SERIES S10								
 S10 C.15	W1440_2015			X	X			
S10 C.25	W1440_2025			X	X	X	X	X
S10 C.50	W1440_2050			X	X	X	X	X
S10 C.75	W1440_2075				X	X	X	X
S10 C.100	W1440_2100					X	X	X
S10 C.125	W1440_2125						X	X
S10 C.15 CUSC.	W1440_3015			X	X			
S10 C.25 CUSC.	W1440_3025			X	X	X	X	X
S10 C.50 CUSC.	W1440_3050			X	X	X	X	X
S10 C.75 CUSC.	W1440_3075				X	X	X	X
S10 C.100 CUSC.	W1440_3100					X	X	X
S10 C.125 CUSC.	W1440_3125						X	X




TWIN CYLINDER SLIDE WITH FIXED BODY SERIES S11								
 S11 C.25	W1450_2025			X	X	X	X	X
S11 C.50	W1450_2050			X	X	X	X	X
S11 C.75	W1450_2075			X	X	X	X	X
S11 C.100	W1450_2100				X	X	X	X
S11 C.125	W1450_2125					X	X	X
S11 C.150	W1450_2150						X	X
S11 C.25 CUS	W1450_3025			X	X	X	X	X
S11 C.50 CUS	W1450_3050			X	X	X	X	X
S11 C.75 CUS	W1450_3075			X	X	X	X	X
S11 C100 CUS	W1450_3100				X	X	X	X
S11 C125 CUS	W1450_3125					X	X	X
S11 C150 CUS	W1450_3150						X	X
S11 C.50 DEC	W1450_4050			X	X	X	X	X
S11 C.75 DEC	W1450_4075			X	X	X	X	X
S11 C100 DEC	W1450_4100				X	X	X	X
S11 C125 DEC	W1450_4125					X	X	X
S11 C150 DEC	W1450_4150						X	X
S11 C.50 CUS+DEC	W1450_5050			X	X	X	X	X
S11 C.75 CUS+DEC	W1450_5075			X	X	X	X	X
S11 C100 CUS+DEC	W1450_5100				X	X	X	X
S11 C125 CUS+DEC	W1450_5125					X	X	X
S11 C150 CUS+DEC	W1450_5150						X	X





TWIN CYLINDER SLIDE WITH FIXED PLATES SERIES S12								
 S12 C.25	W1460_2025				X	X	X	X
S12 C.50	W1460_2050				X	X	X	X
S12 C.75	W1460_2075				X	X	X	X
S12 C.100	W1460_2100				X	X	X	X
S12 C.125	W1460_2125					X	X	X
S12 C.150	W1460_2150						X	X
S12 C.25 CUS	W1460_3025				X	X	X	X
S12 C.50 CUS	W1460_3050				X	X	X	X
S12 C.75 CUS	W1460_3075				X	X	X	X
S12 C100 CUS	W1460_3100				X	X	X	X
S12 C125 CUS	W1460_3125					X	X	X
S12 C150 CUS	W1460_3150						X	X
S12 C.50 DEC	W1460_4050				X	X	X	X
S12 C.75 DEC	W1460_4075				X	X	X	X
S12 C100 DEC	W1460_4100					X	X	X
S12 C125 DEC	W1460_4125					X	X	X
S12 C150 DEC	W1460_4150						X	X
S12 C.25 CUS+DEC	W1460_5025							X
S12 C.50 CUS+DEC	W1460_5050				X	X	X	X
S12 C.75 CUS+DEC	W1460_5075				X	X	X	X
S12 C100 CUS+DEC	W1460_5100				X	X	X	X
S12 C125 CUS+DEC	W1460_5125					X	X	X
S12 C150 CUS+DEC	W1460_5150						X	X



PRECISION SLIDES SERIES S13								
 S13 C.10	W1471_03010	X	X		X	X		
S13 C.25	W1471_03025	X	X		X	X		
S13 C.50	W1471_03050				X	X		

V-Lock FIXING ELEMENTS

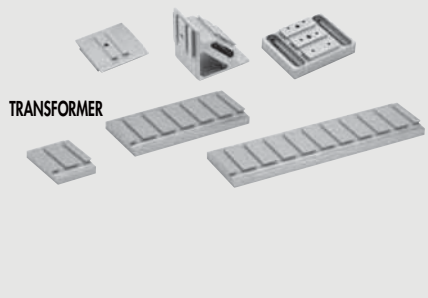
Code	Description
K FIXING ELEMENT	
	
	
	
W0950005051K	K fixing element with one screw
W0950005052K	K fixing element with two screws
W0950005053K	K fixing element with three screws

Code	Description
QS FIXING ELEMENT HEIGHT 8 mm: STANDARD TRANSVERSE DIMENSIONS	
	
	
	
W0950005000K	QS 12-8 fixing element
W0950005001K	QS 20-8 fixing element
W0950005003K	QS 55-8 fixing element

Code	Description
FIXING BRACKETS FOR PROFILES	
	
	
	
	
W0950005811K	EV-2-40 fixing bracket
W0950005812K	EV-3-40 fixing bracket
W0950005813K	EV-4-40 fixing bracket
W0950005816K	SA-58-40 front adaptor

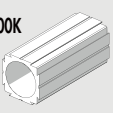
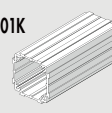






Code	Description
QS FIXING ELEMENT HEIGHT 22 mm: STANDARD TRANSVERSE DIMENSIONS	
	
	
W0950005002K	QS 20-22 fixing element
W0950005004K	QS 55-22 fixing element

V-Lock ADAPTORS



W0950005100K	2-1 parallel adaptor
W0950005110K	2-2 cross adaptor
W0950005120K	2-1 cross adaptor
W0950005200K	Longitudinal bracket
W0950005201K	Transversal bracket
W0950005202K	Cross bracket
0950008001K	Longitudinal adaptor
0950008002K	Transversal adaptor
0950008012K	2-groove V-Lock transformer
0950008016K	6-groove V-Lock transformer
0950008020K	10-groove V-Lock transformer
0950008050K	QS L=55 N°4 M6 V-Lock Transformer

V-Lock PROFILES

			
W0950005800K	W0950005801K	W0950005802K	W0950005803K
			
W0950005804K	W0950005810K	W0950005814K	W0950005815K

W0950005800K	TP-66-40-3M bearing profile
W0950005801K	LP-66-40-3M lightweight profile
W0950005802K	TP-16-40-2M bearing profile
W0950005803K	AP-56-40-2M adaptor profile
W0950005804K	KFM-40-2M cable carrier profile
W0950005810K	AK-66-40 plastic cap
W0950005814K	GFTP-66-40 articulated leg
W0950005815K	GFLP-66-40 articulated leg

V-Lock ACCESSORIES



W0950005150K	V-Lock hollow key kit
W0950005151K	V-Lock key kit
9000770	V-Lock profile tool

SPARE PARTS see page 49

RODLESS CYLINDERS V-Lock SERIES



KEY TO CODES


Cyl	27 Type	5	0	32 Bore	0100 Stroke	C	N Gaskets	K Family
	27 Rodless cylinder	5 Dual-acting, cushioned, magnetic, with ball recirculation guides ▲ 6 Dual-acting, cushioned, with ball recirculation guides + adjustable stops and decelerators	0 Magnetic S Non-magnetic ■ G No stick-slip	16 25 32	Ø 16: 100 to 1350 mm Ø 25 and 32: 100 to 2300 mm		N NBR gaskets	K V-Lock

- Use at speeds lower than 0.2 m/s to prevent bounce. Use unlubricated air only.
- ▲ For use in conditions exceeding those shown in the "Diagram of speed and maximum cushionable load" on page A3.39.

ACCESSORIES FOR V-Lock RODLESS CYLINDERS: FIXINGS

Code	Description	Code	Description	Code	Description
FOOTS		INTERMEDIATE SUPPORT		MAGNETIC SENSORS see page 54 SPARE PARTS see page 49 SHOCK ABSORBERS see page 51	
Ø 16	Ø 25	Ø 16	Ø 25	Ø 32	
W0950167001K	Acc. foot D.016 V-Lock	W0950164004K	Acc. intermediate support D.016 V-Lock		
W0950257001K	Acc. foot D.025 V-Lock	W0950254004K	Acc. intermediate support D.025 V-Lock		
W0950327001K	Acc. foot D.032 V-Lock	W0950324004K	Acc. intermediate support D.032 V-Lock		

COMPACT PRECISION SLIDES SERIES S14K



KEY TO CODES - STANDARD VERSION

W 1 4 7 Type	2 Model	08 Bore	3 Stop	050 Stroke	K Family
Precision slide	2 S14K	08 16 25	3 with mechanical stop 5 with shock absorbers	See general technical data	K V-Lock

KEY TO CODES - VERSION WITH THIRD-POSITION STOP DEVICE

W 1 4 7 Type	2 Model	08 Bore	3 Stop	050 Stroke	020 Third Position Stroke	K Family
Precision slide	2 S14K	08 16 25	3 with mechanical stop 5 with shock absorbers	See general technical data	K V-Lock	K V-Lock

S14K SLIDE ACCESSORIES

S14K SLIDE ACCESSORIES: FIXING

See the accessories V-Lock series at the page 32



GREASE

See the V-Lock accessories at the page 34



MAGNETIC SENSORS see page 54
 SPARE PARTS see page 49
 SHOCK ABSORBERS see page 51
 BUFFER see page 52

COMPACT GUIDED CYLINDERS CMPGK SERIES



KEY TO CODES

Cyl	W 1 4 3 Type	032 Diameter	2 Version	050 Stroke	U Fixing side	K Family
	Compact guided cylinder	016 Ø 16 020 Ø 20 025 Ø 25 032 Ø 32 040 Ø 40	2 Non-cushioned with bronze bushings 3 Non-cushioned with ball bearings 4 Cushioned with bronze bushings 5 Cushioned with ball bearings	CUSHIONED VERSION Ø 16: 20, 30, 40, 50 Ø 20: 20, 30, 40, 50, 75, 100, 150, 200 Ø 25: 20, 30, 40, 50, 75, 100, 150 Ø 32: 25, 50, 75, 100, 150, 175 Ø 40: 25*, 50, 75, 100, 150, 175 NOT CUSHIONED VERSION ♦ Ø 16: 30*, 40, 50, 75, 100, 150, 200 Ø 20: 25, 30, 40, 50, 75, 100, 150, 200 Ø 25: 25, 30, 40, 50, 75, 100, 150, 200 Ø 32: 25, 50, 75, 100, 150, 200 Ø 40: 50, 75, 100, 150, 200 * Side and Down versions only ♦ Other strokes on request but with the same cylinder dimensions as the standard stroke immediately above.	U Up S Side D Down	K V-Lock

MAGNETIC SENSORS see page 54

GUIDE UNITS GDM-K AND GDH-K



KEY TO CODES

W 0 7 0 Type	12 Bore	2 Version	050 Stroke	00 Execution	K Family
Guide unit	012 Ø 12 016 Ø 16 020 Ø 20 025 Ø 25 032 Ø 32 040 Ø 40	2 Version H 53 Version M	See general technical data	00 Without stop 01 With front stop and buffers 02 With front stop and shock absorber 03 With front and rear stops and buffers 04 With front and rear stops and shock absorbers ■ 05 With short columns for Elektro cylinder	K V-Lock

■ For Ø 32 only

V-Lock GDH-K AND GDM-K ACCESSORIES

Code	Description	Code	Description	Code	Description
MECHANICAL STOP		REAR PLATE KITS		GREASE	
W0950005501K	Mechanical stop M10x1 + nut	W0950005600K	Rear plate kit GD_K Ø12/16		See the Sensor cap at the page 34
W0950005502K	Mechanical stop M14x1.5 + nut	W0950005601K	Rear plate kit GD_K Ø20/25		
W0950005503K	Mechanical stop M20x1.5 + nut	W0950005602K	Rear plate kit GD_K Ø32		SHOCK ABSORBERS see page 51
W0950005504K	Mechanical stop M25x1.5 + nut	W0950005603K	Rear plate kit GD_K Ø40		BUFFER see page 52

V-Lock GENERAL ACCESSORIES

Code	Description	Code	Description
GREASE		SHOCK ABSORBERS see page 51	
9910502	Tube of RHEOLUBE 362 grease GDHK	BUFFER see page 52	
9910506	Tube of RHEOLUBE 363 grease AX1 S14K - GDMK		
9910509	Grease pipe NYOGEL 774 H P2K		

LINEAR UNITS SERIES LEPK



VERSION WITHOUT V-LOCK GROOVE

KEY TO CODES										
K10	1	A	H	0	0	090	0	000	00	0
	Size	Position	Orientation			Stroke	V-Lock Connection	V-Lock Position	Number of V-Lock Grooves	Family
Linear units series LEPK	1 Size 1 2 Size 2	A 2 positions B 3 positions	H Horizontal V Vertical (with return spring) S Vertical (without return spring)	0 Inductive sensors (with terminal board) ● 2 Inductive sensors (without terminal board)		▼ 060 ◆ 090 ◆ 160 + 225 * 320 * 450	0 None B Grooves above and below D Grooves below U Grooves above	□ 000 None ▲ --- Position	□ 000 None ▲ --- Position grooves	K V-Lock

- ◀ Available only in horizontal orientation (H).
- Standard for the version with vertical orientation (V).
- ▼ Only size 1 - V/S
- ◆ Only size 1 - V/S/H
- + Only size 1 - H
- * Only size 2 - H

- Always use when "V-Lock connection" is equal to "0" (none)
 - ▲ For connecting V-Lock "B" - "D" - "U" minimum value "025", the following values vary by steps of 20 mm (e.g. "045", "065" and "085").
- For mounting options, see page A3.103

- The maximum number of possible grooves is:

LEPK 1-60-V/S-A = n. 08	LEPK 1-160-V/S-A = n. 13
LEPK 1-60-V/S-B = n. 10	LEPK 1-160-V/S-B = n. 17
LEPK 1-90-V/S-A = n. 10	LEPK 1-225-H-A = n. 23
LEPK 1-90-V/S-B = n. 13	LEPK 1-225-H-B = n. 23
LEPK 1-90-H-A = n. 10	LEPK 2-320-H-A = n. 24
LEPK 1-90-H-B = n. 13	LEPK 2-320-H-B = n. 29
LEPK 1-160-H-A = n. 13	LEPK 2-450-H-A = n. 35
LEPK 1-160-H-B = n. 17	LEPK 2-450-H-B = n. 35

N.B.: The number of Ø5 H7 pinholes always coincides with the number of grooves ordered less 1.
For mounting options, see page A3.103

ACCESSORIES

Code	Description	Code	Description	Code	Description
OIL		CABLE GUIDE			
9910490	PARALIQ P 460	095K2100850K	Acc. Cable guide 850mm LEPK-1-90-A/B 160-A		
		095K2100900K	Acc. Cable guide 900mm LEPK-1-160-B		
		095K2101200K	Acc. Cable guide 1200mm LEPK-1-225-A/B		
		095K2101550K	Acc. Cable guide 1550mm LEPK-2-320-A/B		
		095K2101700K	Acc. Cable guide 1700mm LEPK-2-450-A/B		
		095K2102500K	Acc. Cable guide 2500mm LEPK		

ROTARY ACTUATOR R3K SERIES

Description	Code	016	020	025
ATTUATORI ROTANTI SERIE R3K				
R3K-180 with shock absorbers R3K-180	W163 _ _ 2180K W163 _ _ 3180K	X	X	X X
ROTARY ACTUATOR R3K SERIES WITH EXTERNAL SHOCK ABSORBERS				
with external shock absorbers R3K-90 with external shock absorbers R3K-180	W163 _ _ 4090K W163 _ _ 4180K	X X	X X	X X

MAGNETIC SENSORS see page 54
SPARE PARTS see page 49

ROTATIF ACTUATORS DAPK SERIES



KEY TO CODES

K20	1	02	0	3	0	00	K
	Size	Position		End Position	Fixing side		Family
Rotary actuator series DAPK / DAPIK	1 Size 1 2 Size 2	02 2 position (DAPK) ▲ S3 3 position (DAPK + DZAK) ■ D3 3 position (DAPK + DZAK) 04 4 position (DAPK + n.2 DZAK)	0 without internal air flow 1 with internal in-line air flow (DAPIK) 2 with 90° in-line air flow (DAPIK + WAK)	3 with elastic mechanical stop 5 with standard shock absorbers (STD) On request ● 6 with medium hardness shock-absorbers (H2) ● 7 with hard shock-absorbers (M7)	0 magnetic S Non-magnetic		K V-Lock

▲ On the left viewed from the rotating plate.

■ On the right viewed from the rotating plate.

● Only for size 2.

SHOCK ABSORBERS see page 51
BUFFER see page 52

DAPK ACCESSORIES

Code	Description	Code	Description	Code	Description
DZAK-1	INTERMEDIATE STOP	DZAK-1	ADJUSTING WRENCH	WAK-1	
095K2000100K	DZAK-1 intermediate stop	095K2000250K	DZAK-1 adjusting wrench	095K2000150K	WAK-1 angle adaptor
DZAK-2	INTERMEDIATE STOP	DZAK-2	ADJUSTING WRENCH	WAK-2	
095K2000110K	DZAK-2 intermediate stop	095K2000260K	DZAK-2 adjusting wrench	095K2000160K	WAK-2 angle adaptor
				OIL	
				See page 35	
				MAGNETIC SENSORS see page 54	


V-Lock GRIPPERS

Description		Code	Description		Code	
GRIPPERS WITH TWO PARALLEL JAWS						
	P1K-20	SERIES P1K W155020001K W155032001K		P7K-20	SERIES P7K W1590200200K W1590320200K	
	P1K-32			P7K-32		
	P2K-20	SERIES P2K W1570200200K	GRIPPERS WITH TWO HINGED JAWS 180°			
					P9K-32	SERIES P9K W1530320180K W1530400180K
	P3K-64	SERIES P3K W1560640200K W1560640201K W1560800200K W1560800201K W1560800220K W1560800221K W1561000200K W1561000201K W1561000220K W1561000221K			P12K-64	
	P3K-64 for inductive sensor			P12K-64 for inductive sensor		
	P3K-80			P12K-80		
	P3K-80 for inductive sensor			P12K-80 for inductive sensor		
	P3K-80 increased force			P12K-80 increased force		
	P3K-80 increased force for inductive sensor			P12K-80 increased force for inductive sensor		
	P3K-100			P12K-100		
	P3K-100 for inductive sensor			P12K-100 for inductive sensor		
P3K-100 increased force	P12K-100 increased force					
P3K-100 increased force for inductive sensor	P12K-100 increased force for inductive sensor					
GRIPPERS WITH TWO PARALLEL JAWS LONG STROKE						
	P4K-12	SERIES P4K W1580120200K	GRIPPERS WITH THREE PARALLEL JAWS			
					P12K-100 increased force	
	GPLK-1-30	GPLK K3010300000K K3010400000K K3020450000K K3020600000K K3020750000K			P12K-100 increased force for inductive sensor	
	GPLK-1-40					
	GPLK-2-45					
	GPLK-2-60					
	GPLK-2-75					

V-Lock GRIPPER ACCESSORIES

Code	Description	Code	Description	Code	Description
ACTUATORS		GREASE FOR P2K		MAGNETIC SENSORS see page 54	
			See the V-Lock accessories at the page 35		
		OIL			
		9910490	PARALIQ P 460		
		CENTRING RING			
0950008003K	Side adaptor kit type 1 V-Lock	W1560649201	Kit of centring rings for P3-P3K-P12-P12K 64		
0950008004K	Side adaptor kit type 2 V-Lock	W1560809201	Kit of centring rings for P3-P3K-P12-P12K 80		
0950008005K	Side adaptor kit type 3 V-Lock	W1561009201	Kit of centring rings for P3-P3K-P12-P12K 100		

BRK HYDRAULIC BRAKE



KEY TO CODES

W170	1	0	1	0300 Stroke	L Fixing side
W170 BRK hydraulic brake	0 Regulation 1 Regulation + SKIP 2 Regulation + STOP 3 Regulation + SKIP + STOP	0 Extension 1 Retraction 2 Extension and retraction	1 No valve or NO 2 NC * 3 + STOP NO in extension * 4 + STOP NC in extension * 5 + STOP NO in retraction * 6 + STOP NC in retraction ▲ A + SKIP NO in extension ▲ B + SKIP NC in extension ▲ C + SKIP NO in retraction ▲ D + SKIP NC in retraction	Enter the desired stroke in four digits (e.g. 0500 for stroke 500)	Ø 40 ● L Ø 40 In-line tank 63 Ø 63 ● 63L Ø 63 In-line tank

- Only for versions with piston rod regulation in extension
- * In combination with regulation in extension/retraction or regulation + SKIP in extension/retraction
- ▲ In combination with regulation in extension/retraction

INTEGRATED HYDRAULIC BRAKE



KEY TO CODES

W173 Integrated Brake	2 Regulation	3 Piston Rod Extension Control Valves	1 Piston Rod Retraction Control Valves	0 Bore	0500 Stroke
W173 Integrated brake	0 Out 1 In 2 Dual	0 Without valves 1 Stop NO 2 Stop NC 3 Skip NO 4 Skip NC 5 Stop NO Skip NO 6 Stop NO Skip NC 7 Stop NC Skip NO 8 Stop NC Skip NC	0 Without valves 1 Stop NO 2 Stop NC 3 Skip NO 4 Skip NC 5 Stop NO Skip NO 6 Stop NO Skip NC 7 Stop NC Skip NO 8 Stop NC Skip NC	A Ø 50 0 Ø 63 1 Ø 80 2 Ø 100	Specify the desired stroke in 4 digits (e.g. 0500 for stroke 500)

N.B. With at least one extension control valve and one retraction control valve, type W1732_ _ _ is required.

ACCESSORIES BRK HYDRAULIC BRAKE

Code	Description	Code	Description	Code	Description
FLANGE FOR MOUNTING WITH ISO 15552 CYLINDER		FLANGE SCREW KIT			
		W0950402111	Kit BRK-P/C-040		
		W0950502111	Kit BRK-P/C-050		
		W0950632111	Kit BRK-P/C-063		
		W0950802111	Kit BRK-P/C-080-100		
W0950402012	Flange mod. CF-040				
W0950502012	Flange mod. CF-050				
W0950632012	Flange mod. CF-063				
W0950802012	Flange mod. CF-080				
W0951002012	Flange mod. CF-100				

ACCESSORIES INTEGRATED HYDRAULIC BRAKE

See the ISO15552 Accessories at the page 13

KIT OF REAR HEAD SCREWS

- 0950636092 Kit of M8x40 UNI 5931 rear head fixing screws
- 0951006092 Kit of M10x60 UNI 5931 rear head fixing screws

MAGNETIC SENSORS see page 54

ELECTRIC CYLINDER SERIES ELEKTRO ISO 15552

ELECTRIC CYLINDER WITH MOTOR

GEARED VERSION



IN-LINE VERSION



KEY TO CODES - ELECTRIC CYLINDER WITH MOTOR

Electric actuators family	ISO 15552 electric cylinder	Typology	cylinder				Version	drive			
			Bore	Stroke (x)	Screw pitch (Y)	Motor		Flange (fl)	Torque (c)	Number revs.	
37	1	0 - Std H ◆ - Heavy duty	32	xxxx	1 - 4	1 ● In-line without antirotation IP40	1 STEPPING motor	1 nema 23	0 0=0,79 Nm	0 std	
			50	xxxx	2 - 5	2 ● In-line with antirotation IP40	2 BRUSHLESS motor	2 flange 60	1 0,8÷1,19 Nm	1 Greater rpm	
			63	xxxx	4 - 10	3 ■ In-line without antirotation IP55/IP65	3 STEPPING motor with brake + encoder	3 flange 80	2 1,2÷1,19 Nm		
			80	xxxx	5 - 12	4 ■ In-line with antirotation IP55/IP65	4 BRUSHLESS motor with brake	4 nema 34	3 2,2÷3 Nm		
			100	6 - 16	5 ● Geared without antirotation IP40	5 STEPPING with brake	5 flange 86	4 01÷5 Nm			
				7 - 20	6 ● Geared with antirotation IP40	6 BRUSHLESS + gear box	7 flange 130	5 6,21÷7 Nm			
				8 - 32	7 ■ Geared without antirotation IP55/65	7 BRUSHLESS with brake + reducer	8 nema 42	6 5,01÷6,2 Nm			
				9 - 40	8 ■ Geared with antirotation IP55/65			7 7,01÷10 Nm			
									9 15,01÷25 Nm		

◆ = Only for Ø63 with screw pitch 5 or pitch 10

● = Version available for all STEPPING and BRUSHLESS motors, all sizes

■ = Version IP55 available for STEPPING motors, for only the sizes 50, 63, 80 and 100 all the motors, with the exception of motor code 37M1470000; for Ø 32 only for motor Code 37M1120001; version IP65 available for BRUSHLESS motors, BRUSHLESS with BRAKE and STEPPING with BRAKE + ENCODER motors (all sizes).

SINGLE ELECTRIC CYLINDER

KEY TO CODES - SINGLE ELECTRIC CYLINDER

Electric actuators family	ISO 15552 electric cylinder	Typology	Bore	Stroke (x)	Screw pitch (Y)	Version		
37	1	0 - STD H ◆ - Heavy duty	32	xxx	1 - 4	5 - Geared without antirotation IP40		
			50	xxx	2 - 5	6 - Geared with antirotation IP40		
			63	xxx	4 - 10	7 - Geared without antirotation IP55/65		
			80	xxx	5 - 12	8 - Geared with antirotation IP55/65		
			100	6 - 16	xxx			
				7 - 20				
				8 - 32				
				9 - 40				

If you buy the single electric cylinder, there is no distinction between in-line version and geared version

◆ = Only for Ø63 with screw pitch 5 or pitch 10




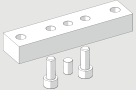














ELECTRIC CYLINDER SERIES ELEKTRO ISO 15552 EK



KEY TO CODES

Cyl	37 Type	1 Family	E Series	32 Size	0500 Stroke	1 Screw pitch	2 Version	Drive			
								Motor	Flange	Torque	
	37 - Electric actuators	5 - ISO 15552 electric cylinder	E - Elektro EK	32 - Ø 32		1 - With pitch 4 ball screw 4 - With pitch 10 ball screw T - With pitch 4 trapezoidal screw (acme)	2 - With antirotation, IP40	1 - STEPPING motor 2 - BRUSHLESS 4 - BRUSHLESS with BRAKE 5 - STEPPING with BRAKE (without encoder)	1 - NEMA 23 2 - 60x60	0 - 0 - 0.79 Nm 2 - 1.2 - 2.19 Nm 3 - 2.2 - 3 Nm	0 - Base 1 - Greater rpm

ACCESSORIES ELECTRIC CYLINDER ISO 15552

Code	Description	Code	Description	Code	Description
FOOT MOD. A		CETOP HINGE FOR MOD. B - MOD. GL		ROD EYE MOD. GA-M	
					
W0950322001	Foot mod. A 032 ISO/UNITOP	W0950322008	Counter-hinge mod. GL 032	W0950322025	Rod eye mod. GA-M M10x1.25
W0950502001	Foot mod. A 050 ISO	W0950502008	Counter-hinge mod. GL 050	W0950502025	Rod eye mod. GA-M M16x1.5
W0950632001	Foot mod. A 063 ISO	W0950632008	Counter-hinge mod. GL 063	W0950802025	Rod eye mod. GA-M M20x1.5
W095E802001	Foot mod. A 080 ISO ELEKTRO STEEL				
W095EA12001	Foot mod. A 100 ISO ELEKTRO STEEL				
HEAD FOOT		COUNTER-HINGE FOR MOD. B - MOD. GS		SELF ALIGNING ROD COUPLER MOD. GA-K	
					
0950807042	Head foot in line Ø 80	W0950322108	Counter-hinge mod. GS 032	W0950322030	Articulated joint mod. GA-K M10x1.25
0951007042	Head foot in line Ø 100	W0950502108	Counter-hinge mod. GS 050	W0950502030	Articulated joint mod. GA-K M16x1.5
		W0950632108	Counter-hinge mod. GS 063	W0950802030	Articulated joint mod. GA-K M20x1.5
FEMALE HINGE MOD. B		ISO 15552 COUNTER-HINGE FOR MOD. B - MOD. AB7		INTERMEDIATE HINGE MOD. EN	
					
W0950322003	Hinge mod. B 032 ISO/UNITOP	W0950322017	Counter-hinge mod. AB7 032	0950322107	Intermediate hinge type A mod. EN 032
W0950502003	Hinge mod. B 050 ISO	W0950502017	Counter-hinge mod. AB7 050	0950502107	Intermediate hinge type A mod. EN 050
W0950632003	Hinge mod. B 063 ISO	W0950632017	Counter-hinge mod. AB7 063	0950632107	Intermediate hinge type A mod. EN 063
W095E322003	Hinge mod. B 032 STEEL	W095E322017	Counter-hinge mod. AB7 032 STEEL		
W095E502003	Hinge mod. B 050 STEEL	W095E502017	Counter-hinge mod. AB7 050 STEEL		
W095E632003	Hinge mod. B 063 STEEL	W095E632017	Counter-hinge mod. AB7 063 STEEL		
W095E802003	Hinge mod. B 080 STEEL	W095E802017	Counter-hinge mod. AB7 080 STEEL		
W095EA12003	Hinge mod. B 100 STEEL	W095EA12017	Counter-hinge mod. AB7 100 STEEL		
MALE HINGE MOD. BA		FRONT - REAR FLANGE MOD. C		COUNTER-HINGE FOR MOD. EN - MOD. EL	
					
W0950322004	Hinge mod. BA 032 ISO	W0950322002	Flange mod. C 032 ISO	W0950322009	Counter-hinge mod. EL 032
W0950502004	Hinge mod. BA 050 ISO	W0950502002	Flange mod. C 050 ISO	W0950402009	Counter-hinge mod. EL 040/050
W0950632004	Hinge mod. BA 063 ISO	W0950632002	Flange mod. C 063 ISO	W0950632009	Counter-hinge mod. EL 063/080
W095E322004	Hinge mod. BA 032 STEEL				
W095E502004	Hinge mod. BA 050 STEEL				
W095E632004	Hinge mod. BA 063 STEEL				
W095E802004	Hinge mod. BA 080 STEEL				
W095EA12004	Hinge mod. BA 100 STEEL				
ARTICULATED MALE HINGE MOD. BAS		ROD NUT MOD.S		GREASING NEEDLE	
					
W0950322006	Hinge mod. BAS 032 ISO	0950322010	Nut for rod mod. S M10x1.25	0950327108	Greasing needle 032 cyl. ELEKTRO
W0950502006	Hinge mod. BAS 050 ISO	0950502010	Nut for rod mod. S M16x1.5	0950507108	Greasing needle 050 cyl. ELEKTRO
W0950632006	Hinge mod. BAS 063 ISO	0950802010	Nut for rod mod. S M20x1.5	0950637108	Greasing needle 063 cyl. ELEKTRO
W095E322006	Hinge mod. BAS 032 STEEL			0951007108	Greasing needle 100 cyl. ELEKTRO
W095E502006	Hinge mod. BAS 050 STEEL				
W095E632006	Hinge mod. BAS 063 STEEL				
W095E802006	Hinge mod. BAS 080 STEEL				
W095EA12006	Hinge mod. BAS 100 STEEL				
BRACKET FOR REAR FIXING (only for EK version)		FORK MOD. GK-M		GREASE	
					
0950327090	Acc. support for rear fixings EK L=146	W0950322020	Fork mod. GK-M M10x1.25	9910506	Grease piep RHEOLUBE 363 AX1
0950327091	Acc. support for rear fixings EK L=183.5	W0950502020	Fork mod. GK-M M16x1.5		
		W0950802020	Fork mod. GK-M M20x1.5		

ACCESSORIES ELECTRIC CYLINDER SERIES ELEKTRO ISO 15552

MAGNETIC SENSORS see page 54
 GUIDE UNITS see page 48
 MOTORS - PROGRAMMING - DRIVES see page 46

SPARE PARTS

ELEKTRO ISO 15552 - Ø100 GEAR BOX

37R0364000 Gear box MP105 1:3

ELECTRIC CYLINDER - ROUND DC ELEKTRO SERIES

GEARED VERSION



IN-LINE VERSION



KEY TO CODES

Cyl	37 Type	2	0	32 Bore	0100 Stroke	1 Screw Pitch	3 Version	3 Drive	2 Supply Voltage	0 Gear Ratio	1 Cylinder end Types
	37 Electric actuators	2 Cylinder Elektro Round DC	0 STD	32		1 Screw pitch 4 7 Screw pitch 20	3 In-line without antirotation IP65 7 Geared without antirotation IP65	3 Motor Direct current	1 12VDC 2 24VDC 3 12VDC + Encoder 4 24VDC + Encoder 5 12VDC + fuse 6 24VDC + fuse 7 12VDC + Encoder + fuse 8 24VDC + Encoder + fuse	0 1/13 1 1/25	1 Thread male 2 Nose piece drilled 3 Nose piece female ◆ 4 Piston rod female 5 Nose piece drilled hinge

◆ For the version with a female piston rod, a cap must be provided on the piston rod to ensure IP65 protection.

ROUND DC ACCESSORIES

Code **Description**

FOOT



W095032C001 Foot

Code **Description**

HEAD PIECE RING NUT



W095032C010 Head piece ring nut

Code **Description**

ARTICULATED MALE HINGE



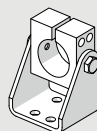
W095032C006 Articulated male hinge

ROD NUT - MOD. S



See the ISO 15552 cyl accessories at the page 13

INTERMEDIATE HINGE



W095032C027 Intermediate hinge

MAGNETIC SENSORS see page 54
MOTORS - PROGRAMMING - DRIVES see page 46

ELECTRIC AXIS ELEKTRO SHAK SERIES



KEY TO CODES (WITHOUT MOTOR)

Cyl	37 Type	5	0	1 Size	0	0800 Stroke ♦	0						
	37 - Electric actuators	5 - SHAK electric axes	0 - STD	1 - Size 340	0 - STD	400 600 800 1000 1200	0 - STD						
				2 - Size 470		800 1200 1600 2000 2400							

♦ Other strokes on request.

KEY TO CODES AXIS ELECTRIC MOTOR

Cyl	37 Type	5	0	1 Size	0	0800 Stroke ♦	0	0 Reduction	0 Motor position	2	2	2	0
										Drive			
	37 - Electric actuators	5 - SHAK electric axes	0 - STD	1 - Size 340	0 - STD	400 600 800 1000 1200	0 - STD	0 - No reduction 1 - 1:3 ratio	0 - Top left 1 - Bottom left	1 - STEPPING motor 2 - BRUSHLESS motor	2 - Flange 60 3 - Flange 80 4 - NEMA 34	2 - Torque 1.2÷2.19 Nm 3 - Torque 2.2÷3 Nm 4 - Torque 3.01÷5 Nm	0 - STD
				2 - Size 470		800 1200 1600 2000 2400			2 - Top right 3 - Bottom right	3 - STEPPING motor with BRAKE (+ Encoder) 4 - BRUSHLESS motor with BRAKE		5 - Torque 6.21÷7 Nm 7 - Torque > 7 Nm	

♦ Other strokes on request.

N.B. The available configurations are shown on pages 12 and 13.

MOTORS - PROGRAMMING - DRIVES see page 46

ELECTRIC AXIS ELEKTRO SHAK GANTRY SERIES




KEY TO CODES

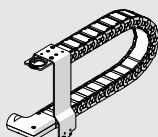
Cil	37 Type	5	G	1 Size	0800 X-axis stroke ♦	0600 Y-axis stroke ♦	1 Reduction	0 Motor position	200 Drive		
	37 - Electric actuators	5 - SHAK electric axes	G - GANTRY	1 - Size 340	400 600 800 1000 1200	400 600 800 1000 1200	1 - 1:5 ratio (X axis) 1:3 ratio (Y axis)	1 - Left 2 - Right	2 - BRUSHLESS motor	0 - Standard	0 - Standard
				2 - Size 470	800 1200 1600 2000 2400	600 1000 1400 1800 2200					

♦ For standard combinations, please refer to dimensional drawings.

ACCESSORIES SHAK

Code	Description
OIL	
9910490	PARALIQ P 460


CABLE TRAY CHAIN



095340A0400	Cable tray chain accessory kit SHAK - 340 - 400
095340A0600	Cable tray chain accessory kit SHAK - 340 - 600
095340A0800	Cable tray chain accessory kit SHAK - 340 - 800
095340A1000	Cable tray chain accessory kit SHAK - 340 - 1000
095340A1200	Cable tray chain accessory kit SHAK - 340 - 1200
095470A0800	Cable tray chain accessory kit SHAK - 470 - 800
095470A1200	Cable tray chain accessory kit SHAK - 470 - 1200
095470A1600	Cable tray chain accessory kit SHAK - 470 - 1600
095470A2000	Cable tray chain accessory kit SHAK - 470 - 2000
095470A2400	Cable tray chain accessory kit SHAK - 470 - 2400

MAGNETIC SENSORS see page 54
 SPARE PARTS see page 49
 MOTORS - PROGRAMMING - DRIVES see page 46

ACCESSORIES SHAK GANTRY

Code	Description
OIL	
9910490	PARALIQ P 460

CABLE TRAY CHAIN



CABLE TRY CHAIN KIT X AXIS	
095340B0400	Cable tray chain accessory kit, SHAK GANTRY 340 - X400 X-axis
095340B0600	Cable tray chain accessory kit, SHAK GANTRY 340 - X600 X-axis
095340B0800	Cable tray chain accessory kit, SHAK GANTRY 340 - X800 X-axis
095340B1000	Cable tray chain accessory kit, SHAK GANTRY 340 - X1000 X-axis
095340B1200	Cable tray chain accessory kit, SHAK GANTRY 340 - X1200 X-axis
095470B0800	Cable tray chain accessory kit, SHAK GANTRY 470 - X800 X-axis
095470B1200	Cable tray chain accessory kit, SHAK GANTRY 470 - X1200 X-axis
095470B1600	Cable tray chain accessory kit, SHAK GANTRY 470 - X1600 X-axis
095470B2000	Cable tray chain accessory kit, SHAK GANTRY 470 - X2000 X-axis
095470B2400	Cable tray chain accessory kit, SHAK GANTRY 470 - X2400 X-axis

Code	Description
CABLE TRY CHAIN KIT Y AXIS	
095340A0400	Cable tray chain accessory kit SHAK - 340 - 400
095340A0600	Cable tray chain accessory kit SHAK - 340 - 600
095340A0800	Cable tray chain accessory kit SHAK - 340 - 800
095340A1000	Cable tray chain accessory kit SHAK - 340 - 1000
095340A1200	Cable tray chain accessory kit SHAK - 340 - 1200
095470A0800	Cable tray chain accessory kit SHAK - 470 - 800
095470A1200	Cable tray chain accessory kit SHAK - 470 - 1200
095470A1600	Cable tray chain accessory kit SHAK - 470 - 1600
095470A2000	Cable tray chain accessory kit SHAK - 470 - 2000
095470A2400	Cable tray chain accessory kit SHAK - 470 - 2400

MAGNETIC SENSORS see page 54
 SHAK GANTRY GEAR UNITS see page 46
 SPARE PARTS see page 49
 MOTORS - PROGRAMMING - DRIVES see page 46

ELECTRIC AXIS ELEKTRO SVAK SERIES



KEY TO CODES											
Cyl	37	5	V	0	0	0200	0	4	2	0	0
Type					Stroke ♦		Motor		Flange		Drive Torque
	37 - Electric actuators	5 - Belt-driven electric axes	V - SVAK	0 - STD	0 - STD	0200 0400 0600 0800	0 - STD	4 - Brushless with BRAKE	2 - 60	0 - 0-0.79 Nm	0 - STD

♦ Other strokes on request.

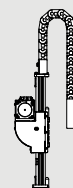
375V00020004200 SVAK stroke 200 mm
 375V00040004200 SVAK stroke 400 mm

375V00060004200 SVAK stroke 600 mm
 375V00080004200 SVAK stroke 800 mm

ACCESSORIES

Code	Description
OIL	
9910490	PARALIQ P 460

CABLE TRAY CHAIN




095000C0200	Cable tray chain accessory kit SVAK stroke 200
095000C0400	Cable tray chain accessory kit SVAK stroke 400
095000C0600	Cable tray chain accessory kit SVAK stroke 600
095000C0800	Cable tray chain accessory kit SVAK stroke 800

SPARE PARTS

SHAK INDUCTIVE SENSOR see page 57
 MOTORS - PROGRAMMING - DRIVES see page 46

ELECTRIC AXIS ELEKTRO SK SERIES



KEY TO CODES AXIS ELECTRIC (WITHOUT MOTOR)

Cyl	37	3	0	2	1	0300	1					
Type				Size	Interface	Stroke	Screw pitch					
37 - Electric actuators		3 - Electric axis rodless elektro SK	0 - STD	2 - Size 2	1 - Azial V-Lock 2 - Orthogonal V-Lock 3 - Blank	From 100 to 1200 mm	1 - Screw pitch 4 4 - Screw pitch 10					

KEY TO CODES AXIS ELECTRIC MOTOR

Cyl	37	3	0	2	1	0300	1	1	1	1	2	0
Type				Size	Interface	Stroke	Screw pitch	Version	Motor	Flange	Drive Torque	
37 - Electric actuators		3 - Electric axis rodless elektro SK	0 - STD	2 - Size 2	1 - Azial V-Lock 2 - Orthogonal V-Lock 3 - Blank	From 100 to 1200 mm	1 - Pitch 4 4 - Pitch 10	<ul style="list-style-type: none"> ● 2 - In line IP20/IP40 ● 6 - Geared IP20/IP40 right ● 9 - Geared IP20/IP40 left 	<ul style="list-style-type: none"> 1 - STEPPING 2 - BRUSHLESS 3 - STEPPING with BRAKE (+ Encoder) 4 - BRUSHLESS with BRAKE 5 - STEPPING with BRAKE without Encoder 	<ul style="list-style-type: none"> 1 - NEMA 23 2 - 60 	<ul style="list-style-type: none"> 2 - 1.2-2.19 Nm 3 - 2.2÷3 Nm 	<ul style="list-style-type: none"> 0 - Base 1 - Greater rpm

● Version IP40 available for all STEPPING and BRUSHLESS motors, with the exception of motor code 37M5120000 which it is IP20

Electric actuator SK Series without motor

Code
37302_0000_

Electric actuator SK Series with STEPPING motor

Code
in-line
geared IP40 right
geared IP40 left

Electric actuator SK Series with BRUSHLESS motor

Code
in-line
geared IP40 right
geared IP40 left

Electric actuator SK Series with STEPPING motor with brake

Code
in-line
geared IP40 right
geared IP40 left

Electric actuator SK Series with BRUSHLESS motor with brake

Code
in-line
geared IP40 right
geared IP40 left

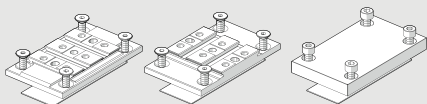
Electric actuator SK Series with STEPPING motor with brake + encoder

Code
in-line
geared IP40 right
geared IP40 left

ACCESSORIES

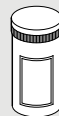
Code	Description
	FIXING ELEMENTS
	See V-Lock family

CARRIAGE INTERFACE KIT



0950T2R016K	V-Lock axial interface kit
0950T2R017K	V-Lock orthogonal interface kit
0950T2R015	BLANK interface kit

Code	Description
	GREASE



9910506	Tube of RHEOLUBE 363 grease AX1
---------	---------------------------------


Code	Description
	GREASE NIPPLE



0950T2R108	Complete grease nipple for Elektro rodless SK cylinders
------------	---

MAGNETIC SENSORS see page 54
MOTORS - PROGRAMMING - DRIVES see page 46

ELECTRIC AXIS - BELT-DRIVEN RODLESS ELEKTRO BK SERIES



KEY TO CODES AXIS ELECTRIC (WITHOUT MOTOR)

Cyl	37 Type	4	0	1 Size	1 Interface	0300 Stroke	2 Version	T				
	37 - Electric actuators	4 - Electric axis rodless elektro BK	0 - STD	1 - Size 1	1 - Azial V-Lock	Medium From 100 to 3800 mm Heavy From 100 to 1800 mm	2 - Medium (steel guide and steel wheels) 3 - Heavy (steel guide and pads ball-recirculation)	T - Without motor (plugged outlets)				

KEY TO CODES AXIS ELECTRIC MOTOR

Cyl	37 Type	4	0	1 Size	1 Interface	0300 Stroke	2 Version	6 Motor position	1 Motor	2 Flange	3 Drive Torque	0
	37 - Electric actuators	4 - Electric axis rodless elektro BK	0 - STD	1 - Size 1	1 - Azial V-Lock	Medium From 100 to 3800 mm Heavy From 100 to 1800 mm	2 - Medium (steel guide and steel wheels) 3 - Heavy (steel guide and pads ball-recirculation)	6 - Right 9 - Left	1 - STEPPING 2 - BRUSHLESS 4 - BRUSHLESS with BRAKE (+ Encoder) 6 - BRUSHLESS with 1:3 gearbox 7 - BRUSHLESS with BRAKE +1:3 gearbox 8 - BRUSHLESS with 1:5 gearbox 9 - BRUSHLESS with BRAKE +1:5 gearbox	2 - 60	2 - 1.2÷2.19 Nm 3 - 2.2÷3 Nm	0 - Base

Electric actuator BK Series

	Code
without motor - Medium	37401100002T
without motor - Heavy	37401100003T

Electric actuator BK Series with STEPPING motor

	Code
Medium - right	3740110000261230
Medium - left	3740110000291230
Heavy - right	3740110000361230
Heavy - left	3740110000391230

Electric actuator BK Series with BRUSHLESS motor

	Code
Medium - right	3740110000262220
Medium - left	3740110000292220
Heavy - right	3740110000362220
Heavy - left	3740110000392220

Electric actuator BK Series with BRUSHLESS motor with brake

	Code
Medium - right	3740110000294220
Medium - left	3740110000294220
Heavy - right	3740110000364220
Heavy - left	3740110000394220

Electric actuator BK Series with BRUSHLESS motor with 1:3 gearbox

	Code
Medium - right	3740110000266220
Medium - left	3740110000296220
Heavy - right	3740110000366220
Heavy - left	3740110000396220

Electric actuator BK Series with BRUSHLESS motor with brake + 1:3 gearbox

	Code
Medium - right	3740110000267220
Medium - left	3740110000297220
Heavy - right	3740110000367220
Heavy - left	3740110000397220

Electric actuator BK Series with BRUSHLESS motor with 1:5 gearbox

	Code
Medium - right	3740110000268220
Medium - left	3740110000298220
Heavy - right	3740110000368220
Heavy - left	3740110000398220

Electric actuator BK Series with BRUSHLESS motor with brake + 1:5 gearbox

	Code
Medium - right	3740110000269220
Medium - left	3740110000299220
Heavy - right	3740110000369220
Heavy - left	3740110000399220

ACCESSORIES

Code	Description
FIXING ELEMENTS	
See V-Lock family	
MAGNETIC SENSORS see page 54	





Code	Description
CONNECTION JOINT KIT FOR BK	
095BK1R011	Connection joint kit for BK, L=475
095BK1R012	Connection joint kit for BK, L=675
095BK1R013	Connection joint kit for BK, L=875
095BK1R014	Connection joint kit for BK, L=1075
095BK1R015	Connection joint kit for BK, L=1275
095BK1R016	Connection joint kit for BK, L=1475



SPARE PARTS

Code	Description
BK GEARBOXES	
37R0341000	Gearboxes SHAK 340 1:3
37R0541000	Gearboxes SHAK 470 1:5
MOTORS - PROGRAMMING - DRIVES see page 46	

MOTORS - PROGRAMMING - DRIVES

Description Diameter	Code	Cyl ISO15552	Cyl ISO15552 EK	ROUND DC	SHAK	SHAK GANTRY	SVAK	SK	BK
MOTOR DRIVE CABLE									
STEPPING									
 STEPPING motor SANYO DENKI 0.8Nm	37M1110000	X							
STEPPING motor SANYO DENKI 1.2Nm	37M1120000	X							
STEPPING motor SANYO DENKI 1.2Nm - increased laps	37M1120001	X	X					X	
STEPPING motor SANYO DENKI 2.2Nm	37M1230000		X						X
STEPPING motor SANYO DENKI 2.4Nm	37M1430000	X							
STEPPING motor SANYO DENKI 4.2Nm	37M1440000	X			X				
STEPPING motor SANYO DENKI 6.7Nm	37M1450000	X							
STEPPING motor B&R 9.3Nm with encoder	37M1470000	X			X				
STEPPING motor SANYO DENKI 24.6Nm	37M1890000	X							
STEPPING WITH BRAKE									
STEPPING motor with brake SANYO DENKI 1.2Nm	37M5120000	X	X					X	
STEPPING WITH BRAKE + ENCODER									
STEPPING motor B&R 1.2Nm with encoder and brake	37M3220000	X							
STEPPING motor B&R 2.5Nm with encoder and brake	37M3230000	X						X	
STEPPING motor B&R 2.9Nm with encoder and brake	37M3430000	X							
STEPPING motor B&R 6.3Nm with encoder and brake	37M3450000	X			X				
STEPPING motor B&R 5.5Nm with encoder and brake	37M3460000	X							
STEPPING motor B&R 9.3Nm with encoder and brake	37M3470000	X			X				
BRUSHLESS									
BRUSHLESS motor SANYO DENKI 0.64Nm	37M2200000	X							
BRUSHLESS motor SANYO DENKI 1.27Nm	37M2220000	X			X	X			
BRUSHLESS motor SANYO DENKI 2.39Nm	37M2330000	X			X	X			
BRUSHLESS motor SANYO DENKI 3.18Nm	37M2540000	X							
BRUSHLESS motor DELTA 0.64Nm	37M2200001		X						
BRUSHLESS motor DELTA 1.27Nm	37M2220001							X	X
BRUSHLESS motor DELTA 9.5Nm	37M2770000	X							
BRUSHLESS WITH BRAKE									
BRUSHLESS motor SANYO DENKI 0.64Nm with brake	37M4200000	X					X		
BRUSHLESS motor SANYO DENKI 1.27Nm with brake	37M4220000	X			X				
BRUSHLESS motor SANYO DENKI 2.39Nm with brake	37M4330000	X			X				
BRUSHLESS motor SANYO DENKI 3.18Nm with brake	37M4540000	X							
BRUSHLESS motor DELTA 0.64Nm with brake	37M4200001		X						
BRUSHLESS motor DELTA 1.27Nm with brake	37M4220001							X	X
BRUSHLESS motor DELTA 9.5Nm with brake	37M4770000	X							
PROGRAMMING UNIT E.MOTION									
 Programming unit e.motion	37D0000000	X		X	X	X	X	X	X
PROGRAMMABLE STEPPING MOTOR DRIVE - E.DRIVE									
 Programmable stepping motor drive - e.drive	37D1332002	X		X	X	X	X	X	X
DRIVE									
STEPPING DRIVE									
 Drive STEPPING 4,4A 24-48 VDC	37D1222000	X	X					X	X
Drive STEPPING 6A 24-75VDC	37D1332000	X	X		X			X	X
Drive STEPPING 6A 77-140VDC	37D1442000	X			X			X	
Drive STEPPING 10A 28-62 VAC	37D1552000	X	X		X			X	X
Drive STEPPING 6A 110-230 VAC	37D1362001	X							
BRUSHLESS DRIVE - SANYO DENKI									
Drive BRUSHLESS SANYO RS3A03 230VAC STEP-DIR	37D2400008	X			X	X	X		
Drive BRUSHLESS SANYO RS1A01 1.5A 220VAC	37D2200000**	X					X		
Drive BRUSHLESS SANYO RS1A03 30A 220VAC	37D2400000**	X			X	X			
BRUSHLESS DRIVE - DELTA									
Drive BRUSHLESS 200W DELTA ASDA-A2-0221-M	37D2200001		X						
Drive BRUSHLESS 400W DELTA ASDA-A2-0421-M	37D2300000							X	X
Drive BRUSHLESS 3kW DELTA ASD-A2-3043-E	37D2600001	X							
** running out code									
SHAK GEAR UNITS									
Gear unit for SHAK 340 1:3	37R0341000				X	X			
Gear unit for SHAK 470 1:3	37R0343000				X	X			
Gear unit for SHAK GANTRY 340 1:5	37R0541000					X			
Gear unit for SHAK GANTRY 470 1:5	37R0543000					X			
ELECTRIC MOTORS									
For SHAK GANTRY 340, please refer to motor code 37M2220000						X			
For SHAK GANTRY 470, please refer to motor code 37M2330000						X			
DRIVES AND CABLE									
See drive code 37D2400008						X			

ACCESSORIES PROGRAMMING UNIT E.MOTION

Code	Description	Code	Description	Code	Description
BRACKET TO FIT ONTO OMEGA BAR		CABLE FOR BRUSHLESS DRIVERS			
095000M000	Bracket to fix e.motion board onto Omega bar (DIN EN 50022)	37C2510000	Cable for connecting the e.motion board to Sanyo Denki RS1A0x driver		
		37C2510001	Cable for connecting the e.motion board to Delta ASDA A2, 1m driver		
CABLE USB					
37C0030000	3 m cable for USB 2.0 male A-B connector with ferrite core, for connecting the e.motion board to a PC				

ACCESSORIES PROGRAMMABLE STEPPER MOTOR DRIVE - E.DRIVE

BRACKET TO FIT ONTO OMEGA BAR		CABLE USB			
095000M000	Bracket to fix e.motion board onto Omega bar (DIN EN 50022)	37C0030000	3 m cable for USB 2.0 male A-B connector with ferrite core, for connecting the e.motion board to a PC		

ACCESSORIES STEPPING DRIVE

POWER CABLE FOR MOTOR WITH BRAKE		ENCODER CABLE			
37C1330000	Power cable STEPPING motor + brake 3M	37C1230000	Encoder cable STEPPING motor + brake 3M		
37C1350000	Power cable STEPPING motor + brake 5M	37C1250000	Encoder cable STEPPING motor + brake 5M		

ACCESSORIES BRUSHLESS DRIVE - SANYO DENKI

ENCODER CONNECTING CABLE		CONNECTING CABLE		POWER DRIVE CABLE WITH BRAKE	
37C2230005	BRUSHLESS SANYO motor-drive encoder connecting cable RS3 3M	37C2130005	BRUSHLESS SANYO motor-drive connecting cable RS3 3M	37C2330000	BRUSHLESS motor-brake connecting, SANYO RS_ 3M dynamic
37C2250005	BRUSHLESS SANYO motor-drive encoder connecting cable RS3 5M	37C2150005	BRUSHLESS SANYO motor-drive connecting cable RS3 5M	37C2350000	BRUSHLESS motor-brake connecting, SANYO RS_ 5M dynamic
37C2200005	BRUSHLESS SANYO motor-drive encoder connecting cable RS3 10M	37C2100005	BRUSHLESS SANYO motor-drive connecting cable RS3 10M	37C2310000	BRUSHLESS motor-brake connecting, SANYO RS_ 10M dynamic
37C2230004	BRUSHLESS SANYO motor-drive encoder connecting, dynamic, cable RS3 3M	37C2130004	BRUSHLESS SANYO motor-drive connecting, dynamic, cable RS3 3M		
37C2250004	BRUSHLESS SANYO motor-drive encoder connecting, dynamic, cable RS3 5M	37C2150004	BRUSHLESS SANYO motor-drive connecting, dynamic, cable RS3 5M		
37C2200004	BRUSHLESS SANYO motor-drive encoder connecting, dynamic, cable RS3 10M	37C2100004	BRUSHLESS SANYO motor-drive connecting, dynamic, cable RS3 10M		
37C2230000**	BRUSHLESS motor-drive encoder connecting cable 3M	37C2130000**	BRUSHLESS motor-drive connecting cable 3M	LINE-DRIVER INTERFACE BOARD	
37C2250000**	BRUSHLESS motor-drive encoder connecting cable 5M	37C2150000**	BRUSHLESS motor-drive connecting cable 5M	37D2000000	BRINT.A line driver interface board
37C2230003**	BRUSHLESS motor-drive encoder connecting, dynamic, cable 3M	37C2130003**	BRUSHLESS motor-drive connecting, dynamic, cable 3M		
37C2250003**	BRUSHLESS motor-drive encoder connecting, dynamic, cable 5M	37C2150003**	BRUSHLESS motor-drive connecting, dynamic, cable 5M	BRAKING RESISTANCES	
37C2210003**	BRUSHLESS motor-drive encoder connecting, dynamic, cable 10M	37C2110003**	BRUSHLESS motor-drive connecting, dynamic, cable 10M	37D2R00000	Braking resistances SANYO RB05005 220W 50OHM
	** running out code		** running out code	37D2R00001**	Braking resistances 220W 100 OHM X RS1A01
					** running out code
				KIT SOFTWARE	
				37D2S00000	Kit software configur+cable for pc

ACCESSORIES BRUSHLESS DRIVE - DELTA

ENCODER CONNECTING CABLE		CONNECTING CABLE		CONNECTING CABLE WITH BRAKE	
37C2230001	BRUSHLESS motor-drive encoder connecting cable 200W-750W, 3M	37C2130001	BRUSHLESS motor-drive connecting cable 200W-750W, 3M	37C2730000	BRUSHLESS motor-drive connecting cable 200W-750W, 3M with brake
37C2250001	BRUSHLESS motor-drive encoder connecting cable 200W-750W, 5M	37C2150001	BRUSHLESS motor-drive connecting cable 200W-750W, 5M	37C2750000	BRUSHLESS motor-drive connecting cable 200W-750W, 5M with brake
37C2230002	BRUSHLESS motor-drive encoder connecting cable 200W-750W, dynamic, 3M	37C2130002	BRUSHLESS motor-drive connecting cable 200W-750W, dynamic, 3M	37C2730001	BRUSHLESS motor-drive connecting cable 200W-750W, dynamic, 3M with brake
37C2250002	BRUSHLESS motor-drive encoder connecting cable 200W-750W, dynamic, 5M	37C2150002	BRUSHLESS motor-drive connecting cable 200W-750W, dynamic, 5M	37C2750001	BRUSHLESS motor-drive connecting cable 200W-750W, dynamic, 5M with brake
37C2200003	BRUSHLESS motor-drive encoder connecting cable 200W-750W, dynamic, 10M	37C2100003	BRUSHLESS motor-drive connecting cable 200W-750W, dynamic, 10M	37C2700001	BRUSHLESS motor-drive connecting cable 200W-750W, dynamic, 10M with brake
37C3230001	BRUSHLESS motor-drive encoder connecting cable 3kW, 3M	37C3130001	BRUSHLESS motor-drive connecting cable 3kW, 3M	37C3730000	BRUSHLESS motor-drive connecting cable 3kW, 3M with brake
37C3250001	BRUSHLESS motor-drive encoder connecting cable 3kW, 5M	37C3150001	BRUSHLESS motor-drive connecting cable 3kW, 5M	37C3750000	BRUSHLESS motor-drive connecting cable 5kW, 3M with brake
				LINE-DRIVER INTERFACE BOARD	
				37D2000000	BRINT.A line driver interface board
				BRAKING RESISTANCES	
				37D2R00000	Braking resistances 220W 50 Ohm
				37D2R00004	Braking resistances 400W 40 Ohm

GUIDE UNITS

GUIDE UNITS



Description	Code												
GDH: H PROFILE FOR HIGH LOADS (BRONZE GUIDE BUSHING)													
Diameter		12 012	16 016	20 020	25 025	32 032	40 040	50 050	63 063	80 080	100 100	ISO 6432 (from 12 to 25)	ISO 15552 (from 32 to 100)
stroke=50	W070_2050	X	X	X	X	X	X	X	X	X	X	X	X
stroke=100	W070_2100	X	X	X	X	X	X	X	X	X	X	X	X
stroke=150	W070_2150	X	X	X	X	X	X	X	X	X	X	X	X
stroke=200	W070_2200	X	X	X	X	X	X	X	X	X	X	X	X
stroke=250	W070_2250	X	X	X	X	X	X	X	X	X	X	X	X
stroke=320	W070_2320					X	X	X	X	X	X		X
stroke=400	W070_2400					X	X	X	X	X	X		X
stroke=500	W070_2500					X	X	X	X	X	X		X

GDM: H PROFILE FOR HIGH SPEED (BALL GUIDE BUSHING)													
stroke=50	W070_3050	X	X	X	X	X	X	X	X	X	X	X	X
stroke=100	W070_3100	X	X	X	X	X	X	X	X	X	X	X	X
stroke=150	W070_3150	X	X	X	X	X	X	X	X	X	X	X	X
stroke=200	W070_3200	X	X	X	X	X	X	X	X	X	X	X	X
stroke=250	W070_3250	X	X	X	X	X	X	X	X	X	X	X	X
stroke=320	W070_3320					X	X	X	X	X	X		X
stroke=400	W070_3400					X	X	X	X	X	X		X
stroke=500	W070_3500					X	X	X	X	X	X		X

GDS: U PROFILE FOR LIMITED LOADS AND SPEED (BRONZE GUIDE BUSHING)													
stroke=50	W070_1050	X	X	X	X	X	X	X	X	X	X	X	X
stroke=100	W070_1100	X	X	X	X	X	X	X	X	X	X	X	X
stroke=150	W070_1150	X	X	X	X	X	X	X	X	X	X	X	X
stroke=200	W070_1200	X	X	X	X	X	X	X	X	X	X	X	X
stroke=250	W070_1250	X	X	X	X	X	X	X	X	X	X	X	X
stroke=320	W070_1320					X	X	X	X	X	X		X
stroke=400	W070_1400					X	X	X	X	X	X		X
stroke=500	W070_1500					X	X	X	X	X	X		X

ELEKTRO GUIDE UNITS





Description	Code												
GDH: H PROFILE FOR HIGH LOADS (BRONZE GUIDE BUSHING)													
Diameter		32 032	50 050	63 063	80 80	100 A1							
					Stroke 0	mm	Stroke 0	mm					
stroke=50	W070_2050	X	X	X									
stroke=100	W070_2100	X	X	X									
stroke=150	W070_2150	X	X	X									
stroke=200	W070_2200	X	X	X									
stroke=250	W070_2250	X	X	X									
stroke=320	W070_2320	X	X	X									
stroke=400	W070_2400	X	X	X									
stroke=500	W070_2500	X	X	X									
GDH pricelist 0 stroke	W070E_2				X	X	X	X					

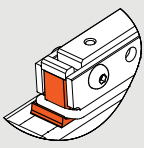
GDM: H PROFILE FOR HIGH SPEED (BALL GUIDE BUSHING)													
stroke=50	W070_3050	X	X	X									
stroke=100	W070_3100	X	X	X									
stroke=150	W070_3150	X	X	X									
stroke=200	W070_3200	X	X	X									
stroke=250	W070_3250	X	X	X									
stroke=320	W070_3320	X	X	X									
stroke=400	W070_3400	X	X	X									
stroke=500	W070_3500	X	X	X									
GDM pricelist 0 stroke	W070E_3				X	X	X	X					

SPARE PARTS


Description		Code	012	016	020	025	032	040	050	063	080	100	125	160	200	250	320
Diameter		↓															
SPARE PARTS KITS FOR ISO 15552																	
NBR SEALS																	
	Complete set of NBR gaskets	009__0502					X	X	X	X	X	X	X				
	Complete NBR front head kit	009__0304N					X	X	X	X	X	X	X				
	Complete NBR rear head kit	009__0305N					X	X	X	X	X	X	X				
	Complete NBR piston kit no magn	009__0602					X	X	X	X	X	X	X				
	Complete NBR head front+rear+pist kit no magn	009__0702N					X	X	X	X	X	X	X				
	Piston rod NBR gaskets kit + seeger	009__1652					X	X	X		X		X				
POLYURETHANE SEALS																	
	Complete PU front head kit	009__0110N					X	X	X	X	X	X	X				
	Complete PU rear head kit	009__0111N					X	X	X	X	X	X	X				
	Complete PU piston kit no magn	009__0604					X	X	X	X	X	X	X				
	Complete PU head front+rear+piston kit no magn	009__0704N					X	X	X	X	X	X	X				
	Complete set of PU gaskets	009__0101					X	X	X	X	X	X	X				
	Complete set of gaskets TWO FLAT	009__0101F					X	X	X	X							
	Complete front head kit TWO FLAT	009__0110FN					X	X	X	X							
	Complete head front+rear+piston kit TWO FLAT no magn	009__0704FN					X	X	X	X							
	Piston rod PU gaskets kit	009__1651					X	X	X		X		X				
FKM/FPM SEALS																	
	Complete set FKM/FPM gaskets	009__0103					X	X	X	X	X	X	X				
	Piston rod FKM/FPM gasket kit + seeger	009__1653					X	X	X		X		X				
	Magnet	009__0800					X	X	X	X	X	X	X				
SPARE PARTS FOR ISO 15552 CYLINDERS Ø 160-200 AND Ø 250-320																	
	Complete set of gaskets	W095__2101												X	X	X	X
	Piston rod NBR gasket kit + seeger	W0951602165												X			
	Piston rod FKM/FPM gasket kit + seeger	W0951602166												X			
	Complete set of high temp. gaskets	W095__2102												X	X	X	
	Complete front head kit	W095__0104												X	X	X	X
	Complete rear head kit	W095__0105												X	X	X	X
	Complete magnetic piston kit	W095__2115												X	X		
	Complete non-magnetic piston kit	W095__2118												X	X		
	Complete head F+R+non-magnetic piston	W095__2120												X	X		
	Complete head F+R+magnetic piston	W095__2119												X	X		
	Magnet	W095__2300												X	X		
SPARE PARTS FOR ISO 21287 CYLINDER SERIES LINER																	
	Complete set of gaskets PU	009__1001			X	X	X	X	X	X	X	X					
	Complete set of gaskets h. temp.	009__1008			X	X	X	X	X	X	X	X					
	Piston rod gaskets PU kit	009__7013			X		X		X		X	X					
	Piston rod gaskets FKM/FPM kit	009__7014			X		X		X		X	X					
	Front head kit	009__1101			X	X	X	X	X	X	X	X					
	Rear head kit	009__1201			X	X	X	X	X	X	X	X					
	Front+rear+ piston kit PU	009__1901			X	X	X	X	X	X	X	X					
	Piston kit PU	009__7401			X		X				X	X					
	Piston kit PU	009__1401					X	X	X	X							
	Magnet	009__7501			X	X					X	X					
	Magnet	009__1501					X	X	X	X							
SPARE PARTS COMPACT CYLINDERS SERIES CMPC																	
	Complete set of gaskets PU	009__7001	X	X	X	X	X	X	X	X	X	X					
	Complete set of gaskets h. temp.	009__7008			X	X	X	X	X	X	X	X					
	Piston rod gaskets PU kit	009__7013	X	X	X		X		X		X	X					
	Piston rod gaskets FKM/FPM kit	009__7014			X		X		X		X	X					
	Front cylinder head kit PU UNITOP	009__7101	X	X	X	X	X	X	X	X	X	X					
	Front cylinder head kit PU ISO	009__8101					X	X	X	X	X	X					
	Rear cylinder head kit PU UNITOP	009__7201	X	X	X	X	X	X	X	X	X	X					
	Rear cylinder head kit PU ISO	009__8201					X	X	X	X	X	X					
	Piston kit PU	009__7401	X	X	X	X	X	X	X	X	X	X					
	Magnet	009__7501	X	X	X	X	X	X	X	X	X	X					
	Front+rear cyl head+piston kit PU UNITOP	009__7901	X	X	X	X	X	X	X	X	X	X					
	Front+rear cyl head+piston kit PU ISO	009__8901					X	X	X	X	X	X					
	Complete set of gaskets PU TWO FLAT	009__7001F					X	X	X	X	X	X					
	Front cylinder head kit PU UNITOP TWO FLAT	009__7101F					X	X	X	X	X	X					
	Front cylinder head kit PU ISO TWO FLAT	009__8101F					X	X	X	X	X	X					
	Front+rear cyl head+piston kit PU UNITOP TWO FLAT	009__7901F					X	X	X	X	X	X					
	Front+rear cyl head+piston kit PU ISO TWO FLAT	009__8901F					X	X	X	X	X	X					
SPARE PARTS STOPPER COMPACT CYLINDERS																	
	Complete set of gaskets PU STOPPER	009__7060			X		X		X		X						
	Front cylinder head kit PU UNITOP STOPPER	009__7160			X		X		X		X						
	Front cylinder head kit PU ISO STOPPER	009__8160							X		X						
	Rear cylinder head kit PU UNITOP STOPPER	009__7260							X		X						
	Rear cylinder head kit PU ISO STOPPER	009__8260							X		X						
	Piston kit PU STOPPER	009__7460					X		X		X						
	Magnet	009__7501			X		X		X		X						
	Front+rear cyl head+piston kit PU UNITOP STOPPER	009__7960			X		X		X		X						
	Front+rear cyl head+piston kit PU ISO STOPPER	009__8960					X		X		X						

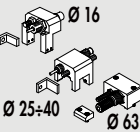
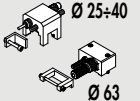


Description	Code	012	016	020	025	032	040	050	063	080	100
SPARE PARTS KIT FOR SSC											
 Complete PU front head kit	009__0010	X	X	X	X	X	X	X	X	X	X
Complete NBR front head kit	009__0011	X	X	X	X	X	X	X	X	X	X
Complete NBR rear head kit	009__0015	X	X	X	X	X	X	X	X	X	X
Complete PU piston kit	009__0021	X	X	X	X	X	X	X	X	X	X
Complete NBR piston kit	009__0023	X	X	X	X	X	X	X	X	X	X
Complete set of PU gaskets	009__0005	X	X	X	X	X	X	X	X	X	X
Complete set of NBR gaskets	009__0006	X	X	X	X	X	X	X	X	X	X
Complete set of h.temp. gaskets	009__0007	X	X	X	X	X	X	X	X	X	X
Piston rod gasket PU kit	009__2008	X	X	X		X		X		X	X
Piston rod gasket NBR kit	009__2009	X	X	X		X		X			
Piston rod gasket NBR kit + seeger	009__2009									Apply to our sales department	
Piston rod gasket FKM/FPM kit	009__2010	X	X	X		X		X			
Piston rod gasket FKM/FPM kit + seeger	009__2010									X	X
Complete PU front + rear headkit + piston	009__0031	Apply to our sales department									
Complete NBR front + rear headkit + piston	009__0033	Apply to our sales department									
Magnet	009__0001	X	X	X	X	X	X	X	X	X	X

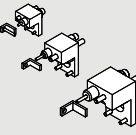


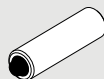
Description	Code	016	025	032	040	050	063
SPARE PARTS FOR RODLESS STD. GUIDE "V", WITH BALL RECIRCULATING GUIDE CYLINDERS							
"LAST RELEASE" CYLINDER							
BANDS SUPPORT KIT POS 1 (Y)							
 Bands support kit WHITE	009__5080	X	X	X	X		X
Bands support kit BLACK	009__5081	X	X	X	X		X
Bands support kit ORANGE	009__5082	X	X	X	X		X
Bands support kit LIGHT GREY	009__5083	X	X	X	X		X
Bands support kit DARK GREY	009__5084	X	X	X	X		X
Bands support kit YELLOW	009__5085	X	X	X	X		X
PISTON KIT POS 2 (X)							
Piston kit 016 TYPE 0	009__5015	X	X	X	X		X
Piston kit 016 TYPE 1	009__5016	X	X	X	X		X
Piston kit 016 TYPE 2	009__5017	X	X	X	X		X
Piston kit 016 TYPE 3	009__5018	X	X	X	X		X
Piston kit 025 TYPE A	009__5019		X	X			
BANDS KIT (INNER AND OUTER) POS 8-9							
...Add stroke and apply to our sales department	009__6...						
"V" GUIDE PLATE KIT POS 11							
V guide plate kit	009__5060		X	X	X		X
NBR GASKET KIT POS. 3-4-5-6-7-10							
NBR gaskets kit	009__5022	X	X	X	X		X
FKM/FPM GASKET KIT POS. 3-4-5-6-7-10							
FKM/FPM gaskets kit	009__5023	X	X	X	X		X
"INTERMEDIATE RELEASE" CYLINDER							
The following kits are added to the previous one:							
CARRIAGE KIT FOR CYL 270							
Carriage kit for rodless	009__5053	X	X	X	X		
SWING CARRIAGE KIT FOR CYL 271							
Swing carriage kit for rodless	009__5054	X	X	X	X		
DOUBLE CARRIAGE KIT FOR CYL 272							
Double carriage kit for rodless	009__5055	X	X	X			
HEADS LEFT AND RIGHT KIT 016							
Head left and right kit 016 for rodless	009__5032	X					
"OLD RELEASE" CYLINDER							
APPLY TO OUR SALES DEPARTMENTS							

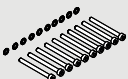

Description	Code	016	025	032	040	050	063
SPARE PARTS FOR RODLESS CYLINDER SERIES PU							
DUST SCRAPER KIT POS 6							
Dust scraping kit PU series	009__5025P		X	X	X	X	
GASKET KIT POS 3-4-5							
Gaskets kit - PU series	009__5024P		X	X	X	X	
BAR FOR GROOVING KIT (INTERNAL AND EXTERNAL) POS 8-9							
Gaskets kit - PU series	009__6....P						
PISTON KIT							
Piston kit - PU series	009__5009P		X	X	X	X	
HEADED KIT							
Headed kit right for rodless - PU series	009__5030P		X	X	X	X	
Headed kit left for rodless - PU series	009__5040P		X	X	X	X	
CARRIAGE KIT							
Carriage kit magnetic for rodless - PU series	009__5053P		X	X	X	X	
Carriage kit not magnetic for rodless - PU series	009__5059P		X	X	X	X	
DRIVE PIN KIT							
Drive pin kit for rodless - PU series	095__4030		X		X		

Description	Code	Rodless	Rodless PU	R3	R3 + Decelerator	Slide S11 - S12 D16-3'	V-Lock rodless	V-Lock GD-K	V-Lock S14K	V-Lock Dapik-1/Dapik-1	V-Lock Dapik-2/Dapik-2
SHOCK ABSORBERS											
 Shock absorbers ECO 8 MC-2 + nut M8x1	0950004001					X					
Shock absorbers ECO 10 MF2 + nut M10x1	0950004002					X					
Shock absorbers ECO 10 MF3 + nut M10x1	0950004009				X						
Shock absorbers ECO 15 MF-1 + nut M12x1	0950004003	X				X	X				
Shock absorbers ECO 15 MF4 + nut M12x1	0950004010				X						
Shock absorbers ECO 25 MC2 + nut M14x1.5	0950004004	X	X			X	X	X			
Shock absorbers ECO 25 MC4 + nut M14x1.5	0950004008			X							
Shock absorbers ECO S25 MC2 corto + nut M14 x 1.5	0950004015			X	X						
Shock absorbers ECO 50 MC2 + nut M20x1.5	0950004005	X	X	X	X		X	X			
Shock absorbers ECO 100 MF2 + nut M25x1.5	0950004006	X	X					X			
Shock absorbers ECO 125 MF3 + nut M36x1.5	0950004007	X									
Shock absorbers + nut M8X1 -2	W0950005300								X		
Shock absorbers + nut M10X1 -2	W0950005301							X	X	X*	
Shock absorbers + nut M14X1.5 -2	W0950005303							X	X		
Shock absorbers MC150EUMH M14x1.5 STD	0950004012										X*
Shock absorbers MC150EUMH2 M14x1.5 MEDIUM HARDNESS	0950004013										X*
Shock absorbers SC190EUM7 M14x1.5 HARD	0950004014										X*

Description	Code	016	025	032	040	050	063
RODLESS							
 ADJUSTABLE LIMIT SWITCH AND SHOCK ABSORBERS KIT STD and BALL RECIRCULATING GUIDE limit switch and shock absorbers	095__4002	X	X	X	X		X
 ADJUSTABLE LIMIT SWITCH AND SHOCK ABSORBERS KIT FOR RODLESS CYLINDER WITH GUIDE "V" V GUIDE limit switch and shock absorbers	095__4004		X	X	X		X
 ADJUSTABLE LIMIT SWITCH AND SHOCK ABSORBERS KIT Adjustable limit switch and shock absorbers kit	095__4013		X	X	X	X	
 ADJUSTABLE LIMIT SWITCH AND SHOCK ABSORBERS KIT "V" GUIDE Adjustable limit switch and shock absorbers kit d 50 PU V Guide	095__4014					X	

Description Diameter	Code	V-Lock rodless
V-LOCK RODLESS		
ADJUSTABLE LIMIT SWITCH AND SHOCK ABSORBERS KIT		
 Rodless cylinder limit switch and shock absorbers Ø 16 V-L	0950164002K	X
Rodless cylinder limit switch and shock absorbers Ø 25 V-L	0950254002K	X
Rodless cylinder limit switch and shock absorbers Ø 32 V-L	0950324002K	X

Description Diameter	Code	V-Lock GD-K	V-Lock S14K	V-Lock DAPK
BUFFERS				
 Buffer M8X1	W0950005400K		X	
Buffer M10X1 + nut	W0950005401K	X	X	
Buffer M14X1.5 + bushing	W0950005402K	X	X	
Buffer M20X1.5 + nut	W0950005403K	X		
Buffer M25X1.5 + nut	W0950005404K	X		
Buffer M10X1	095K2000200K	X		X
Buffer M18X1.5	095K2000210K	X	X	X






Description Diameter	Code	V-Lock	V-Lock S14K
SPARE PARTS V-LOCK			
SPARE PARTS FIXING ELEMENTS			
 K screw kit	W0950005170K	X	
QS screw kit	W0950005171K	X	
GASKET SPARE PARTS KIT			
 S14K gasket kit Ø 8	W1472089001K		X
S14K gasket kit Ø 16	W1472169001K		X
S14K gasket kit Ø 25	W1472259001K		X

VALVE ASSEMBLY ON CYLINDER

Description	Code	Code	Code	Code	Code
	ISO 155552 TIPO A - SERIE 3	ISO 155552 STD - SERIE 3	ISO 155552 STD - SERIE 3	ISO 155552 STD - TYPE A - SERIE 3	CMPC - CMPC TWO FLAT
	Direct valve assembly on cylinder by t-slot and e fixing plate with commercial screws	Valve assembly on cylinder by bracket KCV series	Kit for fixing valves to brackets, for KCV brackets	Adaptor kit - assembly for ISO 1 and ISO 2	Direct valve assembly on cylinder by t-slot and e fixing plate
MINIMACH	0950003002	0095xxx2090*			0950003000
MACH 11	0950003001				0950003000
MACH 16		0095xxx2090*	0950002003		
SERIES 70 1/8	0950003001	0095xxx2090*	0950002004		0950003000
SERIES 70 1/4	0950003001	0095xxx2090*	0950002004		0950003000
SERIES 70 1/2	0950003001	0095xxx2090*	0950002006		
ISO 1	0950003001	0095xxx2090*		0950002001	
ISO 2	0950003001	0095xxx2090*		0950002002	
		* for prices, please see the table below			

Code	Diameter	MACH 16	SERIES 70 1/8	SERIES 70 1/4	SERIES 70 1/2	ISO 1	ISO 2
0950322090	diam 032	X	X	X		X	X
0950402090	diam 040	X	X	X		X	X
0950502090	diam 050	X	X	X		X	X
0950632090	diam 063	X	X	X		X	X
0950802090	diam 080		X	X	X	X	X
0951002090	diam 100		X	X	X	X	X
0951252090	diam 125		X	X	X	X	X

SENSORS

Description Diameter	Code																					
		ISO 15552 STD	ISO 15552 A TYPE	ISO 15552 3 SERIES	ISO 15552 HCR	ISO 21287 LINER	CMPC	SSCY	CMPC	RODLESS CYLINDER	PU RODLESS CYLINDER	MAGNETIC RODLESS CYLINDER	STAINLESS STEEL CYLINDER	GRIPPERS P (112-40) - P7 - P9	R1 ROTARY CYL	R3 ROTARY CYL	V-LOCK RODLESS	V-LOCK CMPC	V-LOCK DARK	INTEGRATED HYDRAULIC BRAKE	ELEKTRO ISO 15552	ELEKTRO SK
RETRACTABLE SENSOR, TYPE SQUARE																						
 T7 sensor SQUARE REED 2 wires 2.5 m	W095414	X	X	X		X	X	X	X	X	X	X	X	X	X	X	X	X	X	X	X	X
T7 sensor SQUARE REED 2 wires 5 m	W095415	X	X	X		X	X	X	X	X	X	X	X	X	X	X	X	X	X	X	X	X
T7 sensor SQUARE REED 2 wires 10 m	W095416	X	X	X		X	X	X	X	X	X	X	X	X	X	X	X	X	X	X	X	X
T7 sensor SQUARE REED 2 wires 2.5 m robotics	W09541C	X	X	X		X	X	X	X	X	X	X	X	X	X	X	X	X	X	X	X	X
T7 sensor SQUARE REED 2 wires 300 mm M8 robotics	W095411	X	X	X		X	X	X	X	X	X	X	X	X	X	X	X	X	X	X	X	X
T7 sensor SQUARE HALL 3 wires 2.5 m	W095434	X	X	X		X	X	X	X	X	X	X	X	X	X	X	X	X	X	X	X	X
T7 sensor SQUARE HALL 3 wires 5 m	W095435	X	X	X		X	X	X	X	X	X	X	X	X	X	X	X	X	X	X	X	X
T7 sensor SQUARE HALL 3 wires 2.5 m robotics	W09543C	X	X	X		X	X	X	X	X	X	X	X	X	X	X	X	X	X	X	X	X
T7 sensor SQUARE HALL 3 wires 300 mm M8 robotics	W095431	X	X	X		X	X	X	X	X	X	X	X	X	X	X	X	X	X	X	X	X
T8 sensor SQUARE HALL 3 wires ATEX 2 m SH.OV.	W0955A9	X	X	X		X	X	X	X	X	X	X	X	X	X	X	X	X	X	X	X	X
T8 sensor SQUARE HALL 3 wires 2 m HCR	W0952125396	X	X	X	X	X	X	X	X	X	X	X	X	X	X	X	X	X	X	X	X	X
T8 sensor SQUARE HALL 3 wires 300 mm M8 HCR	W0952129394	X	X	X	X	X	X	X	X	X	X	X	X	X	X	X	X	X	X	X	X	X
SENSOR BRACKET																						
Sensor bracket	W0950001100					X								X (ISO 15552)								
SENSOR SUPPORT BRACKETS FOR SENSORS SQUARE TYPE AND OVAL TYPE																						
Sensor support bracket for ISO STD Ø32-40	W0950001711	X																			X	
Sensor support bracket for ISO STD Ø50-63	W0950001712	X																			X	
Sensor support bracket for ISO STD Ø80-100-125	W0950001713	X																			X	
UNIVERSAL SENSOR CIRCLIP																						
 Sensor circlip	W0950001103																					X (ISO 6432 and RND)
ADAPTER FOR RETRACTABLE SENSOR SQUARE AND OVAL TYPES																						
 Sensor adapter for SSC cylinders	W0950001801													X								
SENSOR SUPPORT 016/025																						
 Sensor support STD	0950164001													X							X	
SENSOR SUPPORT Ø 16 FOR RODLESS CYLINDER WITH RECIRCULATING BALL																						
 Sensor support rec. ball 016	0950164003													X								
Sensor support STD	0950164001													X								

Description Diameter	Code																								
		ISO 4432	ISO 15552 STD	ISO 15552 TIPO A	ISO 15552 SERIE 3	TWNC	ISO 15552 160-200	ISO 15552 250-320	ISO 21287 LINER	CMPC	SSCY	CMPG	SENZA STELO	SENZA STELO PU	SENZA STELO MAGNETICO	CILINDRI INOX	PINZE P1 - P4(12-30) - P7 - P9	ROTANTI R1	ROTANTI R3 / R3K	SUITE	V-LOCK STELO	V-LOCK CMPC	V-LOCK DARK	V-LOCK PINZE	FRENO IDRAULICO INTEGRATO

RETRACTABLE SENSOR, TYPE OVAL
Corresponding code type SQUARE

W095434	HALL sensor, OVAL type, 3 wires, NO PNP, cable 2.5 m	W0952025390**	X	X	X	X	X	X	X	X	X	X	X	X	X	X	X	X	X	X	X	X	X	X	X	X	X	X	X	X
W09543C	HALL sensor, OVAL type, 3 wires, NO PNP, cable 2.5 m robotics	W0952225390**	X	X	X	X	X	X	X	X	X	X	X	X	X	X	X	X	X	X	X	X	X	X	X	X	X	X	X	X
W095431	HALL sensor, OVAL type, 3 wires, NO PNP, cable 300 mm and M8 connector robotics	W0952029394**	X	X	X	X	X	X	X	X	X	X	X	X	X	X	X	X	X	X	X	X	X	X	X	X	X	X	X	X
W095414	REED sensor, OVAL type, 2 wires, NO, cable 2.5 m	W0952022180**	X	X	X	X	X	X	X	X	X	X	X	X	X	X	X	X	X	X	X	X	X	X	X	X	X	X	X	X
W09541C	REED sensor, OVAL type, 2 wires, NO, cable 2.5 m robotics	W0952222180**	X	X	X	X	X	X	X	X	X	X	X	X	X	X	X	X	X	X	X	X	X	X	X	X	X	X	X	X
W095411	REED sensor, OVAL type, 2 wires, NO, cable 300 mm and M8 connector robotics	W0952028184**	X	X	X	X	X	X	X	X	X	X	X	X	X	X	X	X	X	X	X	X	X	X	X	X	X	X	X	X
W0955A9	HALL sensor, OVAL type, 3 wires, NO PNP, cable 2 m ATEX	W0952125556**	X	X	X	X	X	X	X	X	X	X	X	X	X	X	X	X	X	X	X	X	X	X	X	X	X	X	X	X
W0952025500	HALL sensor, OVAL type, HS 3 wires, NO PNP, cable 2.5 m	W0952025500	X	X	X	X	X	X	X	X	X	X	X	X	X	X	X	X	X	X	X	X	X	X	X	X	X	X	X	X
W0952029504	HALL sensor, OVAL type, HS 3 wires, NO PNP, cable 300 mm and M8 connector	W0952029504	X	X	X	X	X	X	X	X	X	X	X	X	X	X	X	X	X	X	X	X	X	X	X	X	X	X	X	X
W0952022500	REED sensor, OVAL type, HS, 2 wires, NO, cable 2.5 m	W0952022500	X	X	X	X	X	X	X	X	X	X	X	X	X	X	X	X	X	X	X	X	X	X	X	X	X	X	X	X
W0952128184	REED sensor, OVAL type, HS 2 wires, NO, cable 300 mm and M8 connector	W0952128184	X	X	X	X	X	X	X	X	X	X	X	X	X	X	X	X	X	X	X	X	X	X	X	X	X	X	X	X

** running out codes, consider the SQUARE TYPE version on the previous page

ADAPTER FOR RETRACTABLE SENSOR SQUARE AND OVAL TYPES

Adaptor DSS005 for DST/ST brackets	W0950001001	X	X	X	X	X	X	X	X	X	X	X	X	X	X	X	X	X	X	X	X	X	X	X	X	X	X	X	X	X
------------------------------------	-------------	---	---	---	---	---	---	---	---	---	---	---	---	---	---	---	---	---	---	---	---	---	---	---	---	---	---	---	---	---

SENSOR SUPPORT BRACKETS FOR SENSORS SQUARE TYPE AND OVAL TYPE

Sensor support bracket for ISO STD Ø32-40	W0950001711	X																												
Sensor support bracket for ISO STD Ø50-63	W0950001712	X																												
Sensor support bracket for ISO STD Ø80-100-125	W0950001713	X																												

SENSOR SUPPORT BRACKET FOR STANDARD VERSION (WITH ROUND BARREL)

Bracket 160-200	0951602093								X																					
-----------------	------------	--	--	--	--	--	--	--	---	--	--	--	--	--	--	--	--	--	--	--	--	--	--	--	--	--	--	--	--	--

SENSOR SUPPORT BRACKET FOR OLD VERSION BARREL (SHAPED)

Bracket ST 160	W0950000715								X																					
Bracket ST 200	W0950000716								X																					

SENSOR BRACKET FOR OLD VERSION (PROFILED)

Bracket ST250	W0950000722									X																				
Bracket ST320	W0950000723									X																				

ADAPTER FOR RETRACTABLE SENSOR SQUARE AND OVAL TYPES

Sensor adapter for SSC cylinders	W0950001801											X																		
----------------------------------	-------------	--	--	--	--	--	--	--	--	--	--	---	--	--	--	--	--	--	--	--	--	--	--	--	--	--	--	--	--	--

SENSOR SUPPORT 016/025

Sensor support STD	0950164001												X													X				
--------------------	------------	--	--	--	--	--	--	--	--	--	--	--	---	--	--	--	--	--	--	--	--	--	--	--	--	---	--	--	--	--

SENSOR SUPPORT Ø 16 FOR RODLESS CYLINDER WITH RECIRCULATING BALL


Sensor support rec. ball 016	0950164003												X																	
Sensor support STD	0950164001												X																	

UNIVERSAL SENSOR CIRCLIP


Sensor circlip	W0950001103	X																												
----------------	-------------	---	--	--	--	--	--	--	--	--	--	--	--	--	--	--	--	--	--	--	--	--	--	--	--	--	--	--	--	--


SENSOR CIRCLIP MOD. DSW


Circlip DSW - 08	W0950000608	X																												
Circlip DSW - 10	W0950000610	X																												
Circlip DSW - 12	W0950000612	X																												
Circlip DSW - 16	W0950000616	X																												
Circlip DSW - 20	W0950000620	X																												
Circlip DSW - 25	W0950000625	X																												


Description Diameter	Code	GRIPPERS P2 - P11	GRIPPERS P3-P3K-P12-P12K	ROTARY R2	SLIDE	V-LOCK S14K	V-LOCK GRIPPER
SENSOR Ø 4							
 REED sensor, Ø 4, 2 wires, cable 2.5m Robotics	W0950044180	X	X	X	X (S10-S11 d12 - S13)	X	X (P2K - P4K - GPK)
HALL sensor, Ø 4, 3 wires, cable 2.5m Robotics	W0950045390	X	X	X		X	


Description Diameter	Code	ISO 6432	ISO 15552 STD	ISO 15552 TYPE A	ISO 15552 SERIES 3	TWNC	ISO 15552 160-200	RND	ROTARY R1	INTEGRATED HYDRAULIC BRAKE	ELECTRO ROUND DC
-------------------------	------	----------	---------------	------------------	--------------------	------	-------------------	-----	-----------	----------------------------	------------------


SENSOR SERIES DSM											
 REED sensor, DSM2-C525 HS	W0950000201	X	X	X	X	X	X	X	X	X	X
HALL sensor, PNP DSM3-N225	W0950000222	X	X	X	X	X	X	X	X	X	X
HALL sensor, NPN DSM3-M225	W0950000232	X	X	X	X	X	X	X	X	X	X

SENSOR SUPPORT BRACKETS FOR SENSORS DSM											
 Bracket D.32-40 DST 80	W0950000711		X	X	X	X			X	X	
Bracket D.50-63 DST 81	W0950000712		X	X	X	X			X	X	
Bracket D.80-100-125 DST 82	W0950000713		X	X	X	X			X	X	




SENSOR CIRCLIP MOD. DXF											
 Circlip DXF-36 - 32	W0950000132							X			X
Circlip DXF-45 - 40	W0950000140							X			X
Circlip DXF-52 - 50	W0950000150							X			X

SENSOR CLIP MOD. DXF FOR STAINLESS STEEL BARREL											
FOR STAINLESS STEEL BARREL (STD)											
 Circlip DXF-09 - 08	W0950000508	X									
Circlip DXF-11 - 10	W0950000510	X									
Circlip DXF-13 - 12	W0950000512	X									
Circlip DXF-17 - 16	W0950000516	X									
Circlip DXF-21 - 20	W0950000520	X									
Circlip DXF-26 - 25	W0950000525	X									
FOR ALLUMINIUM BARREL (TP)											
Circlip DXF-12 - 08	W0950000108	X									
Circlip DXF-14 - 10	W0950000110	X									
Circlip DXF-16 - 12	W0950000112	X									
Circlip DXF-20 - 16	W0950000116	X									
Circlip DXF-24 - 20	W0950000120	X									
Circlip DXF-29 - 25	W0950000125	X									

Description Diameter	Code								
									SSC1
SENSOR SERIES DCB									
	REED sensor, DCB2C-425 with bracket	W0950000252							X
	HALL sensor, PNP DCB3N-225 with bracket	W0950000253							X
	HALL sensor, NPN DCB3-M225 with bracket	W0950014360							X

Description Diameter	Code		GRIPPER P8	V-LOCK DARK	V-LOCK GRIPPERS	SHAK T SHAK GANTY	ELEKTRO BK
INDUCTION SENSOR							
INDUCTION SENSOR Ø 4							
Induction sensor Ø 4 mm PNP-NO-2 m	W0950037391	X					
INDUCTION SENSOR Ø 6.5							
PNP Ø 6.5 PNP inductive sensor with LED 2 m	W095K030006			X	X		X
PNP Ø 6.5 NPN inductive sensor with LED 2 m	W095K031006			X	X		X
QUICK-FIT INDUCTION SENSOR Ø 6.5							
PNP Ø 6.5 inductive sensor with push-in LED	W095K030009			X	X		X
SENSOR BRACKET FOR INDUCTION SENSOR Ø 6.5							
	Proximity switch support for BK	095BK1R001					X
CABLE WITH STRAIGHT CONNECTOR FOR Ø 6.5 PUSH-IN INDUCTIVE SENSOR (MOBILE INSTALLATION)							
Push-in cable female straight connector 5 m	W095K000005			X	X		X
Push-in cable female straight connector 10 m	W095K000010			X	X		X
CABLE WITH 90° CONNECTOR FOR Ø 6.5 PUSH-IN INDUCTIVE SENSOR (MOBILE INSTALLATION)							
Push-in cable female elbow connector 5 m	W095K010005			X	X		X
Push-in cable female elbow connector 10 m	W095K010010			X	X		X
SHAK INDUCTIVE SENSOR							
SHAK inductive sensor accessory kit	095340A0000					X	

POSITION SENSOR

Description Diameter	Code	ISO 15552 A TYPE	ISO 15552 3 SERIE	ISO 21287 LINER	CMPC	R3 ROTARY CYL	ELEKTRO ISO 15552
POSITION SENSOR							
LTS POSITION SENSOR							
 LTS-032 position sensor with M8 4-PIN 0.3 m connector	W0950000470	X	X	X	X	X	X
LTS-064 position sensor with M8 4-PIN 0.3 m connector	W0950000471	X	X	X	X	X	X
LTS-096 position sensor with M8 4-PIN 0.3 m connector	W0950000472	X	X	X	X	X	X
LTS-128 position sensor with M8 4-PIN 0.3 m connector	W0950000473	X	X	X	X	X	X
LTS-160 position sensor with M8 4-PIN 0.3 m connector	W0950000474	X	X	X	X	X	X
LTS-192 position sensor with M8 4-PIN 0.3 m connector	W0950000475	X	X	X	X	X	X
LTS-224 position sensor with M8 4-PIN 0.3 m connector	W0950000476	X	X	X	X	X	X
LTS-256 position sensor with M8 4-PIN 0.3 m connector	W0950000477	X	X	X	X	X	X
LTL POSITION SENSOR							
 LTL-287 position sensor with M8 4-PIN 0.3 m connector	W0950000478	X					X
LTL-359 position sensor with M8 4-PIN 0.3 m connector	W0950000479	X					X
LTL-431 position sensor with M8 4-PIN 0.3 m connector	W0950000480	X					X
LTL-503 position sensor with M8 4-PIN 0.3 m connector	W0950000481	X					X
LTE POSITION SENSOR							
 LTE-150 position sensor ONPP-A-S-0150-N	W0950000482	X					
LTE-200 position sensor ONPP-A-S-0200-N	W0950000483	X					
LTE-250 position sensor ONPP-A-S-0250-N	W0950000484	X					
LTE-300 position sensor ONPP-A-S-0300-N	W0950000485	X					
LTE-350 position sensor ONPP-A-S-0350-N	W0950000486	X					
LTE-400 position sensor ONPP-A-S-0400-N	W0950000487	X					
LTE-450 position sensor ONPP-A-S-0450-N	W0950000488	X					
LTE-500 position sensor ONPP-A-S-0500-N	W0950000489	X					

ACCESSORIES FOR LTS / LTL / LTE POSITION SENSORS

STRAIGHT M8 CONNECTORS

M8 4-pin connector – female, straight L = 2 m	0240009100	X	X	X	X	X	X
M8 4-pin connector – female, straight L = 5 m	0240009101	X	X	X	X	X	X

90° M8 CONNECTORS

M8 4-pin connector – female, 90° angle L = 2 m	0240009102	X	X	X	X	X	X
M8 4-pin connector – female, 90° angle L = 5 m	0240009103	X	X	X	X	X	X

ACCESSORIES ONLY FOR LTL POSITION SENSOR

T-SLOT BRACKET

Bracket for mounting LTL on cylinder with T-slot	W0950000721	X					X
--	-------------	---	--	--	--	--	---

SLOTTED FIXING PLATE WITH INSERTION FROM ABOVE


M4 T-slotted fixing plate	0950003001	X					X
---------------------------	------------	---	--	--	--	--	---

ACCESSORIES ONLY FOR LTE POSITION SENSOR


SLOTTED FIXING PLATE WITH INSERTION FROM ABOVE

M4 T-slotted fixing plate + screws M4x14	W0950000469	X					
--	-------------	---	--	--	--	--	--


MINIVALVES, MECHANICALLY AND HAND OPERATED SERIES VME

Code	Description
VME SERIES VALVES	
	
Plunger 3/2 NO - axial fittings	
W3501000101	VME1-10 NO Ø4
W3501000110	VME1-16 NO M5
Plunger 3/2 NO - side fittings	
W3501001100	VME2-00 NO Ø4 side
W3501001110	VME2-10 NO M5 side
Plunger 3/2 NC - axial fittings	
W3501000100	VME1-01 NC Ø4
W3501000111	VME1-11 NC M5
Plunger 3/2 NC - side fittings	
W3501001101	VME2-01 NC Ø4 side
W3501001111	VME2-11 NC M5 side
Plunger for wall mounting, 3/2 NC - axial fittings	
W3501000400	VME1-04 NC Ø4
W3501000411	VME1-14 NC M5
Plunger for wall mounting, 3/2 NC - side fittings	
W3501001401	VME2-04 NC Ø4 side
W3501001411	VME2-14 NC M5 side

Code	Description
Unidirectional roller lever, 3/2 NC - axial fittings	
W3501000300	VME1-03 NC Ø4 roller
W3501000311	VME1-13 NC M5 roller
Unidirectional roller lever, 3/2 NC - side fittings	
W3501001301	VME2-03 NC Ø4 roller side
W3501001311	VME2-13 NC M5 roller side
Roller lever, 3/2 NO - axial fittings	
W3501000201	VME1-05 NO Ø4 roller
W3501000210	VME1-15 NO M5 roller
Roller lever, 3/2 NO - side fittings	
W3501001200	VME2-02 NO Ø4 roller side
W3501001210	VME2-12 NO M5 roller side
Roller lever, 3/2 NC - axial fittings	
W3501000200	VME1-02 NC Ø4 roller
W3501000211	VME1-12 NC M5 roller
Roller lever, 3/2 NC - side fittings	
W3501001201	VME2-02 NC Ø4 roller side
W3501001211	VME2-12 NC M5 roller side

Code	Description
ACTUATORS FOR VME 1-01 AND VME 1-10	
	
0351000050	2 places adaptor thickness 6.8 mm
W0351000015	Red handler with horizontally pivoted lever
W0351000011	Flat push button + 2 red/black coloured disks
W0351000030	Black selector short lever at 2 positions with return
W0351000031	Black selector short lever at 2 positions
W0351000032	Black selector short lever at 3 positions with return
W0351000033	Black selector short lever at 3 positions
W0351000034	Black selector long lever at 2 positions with return
W0351000035	Black selector long lever at 2 positions
W0351000036	Black selector long lever at 3 positions with return
W0351000037	Black selector long lever at 3 positions
W0351000016	2 positions key selector with extractable key in 2 positions
W0351000018	2 positions key selector with extractable key in 0
W0351000013	Red mushroom-head push button Ø 40
W0351000017	Black mushroom-head push button Ø 40
W0351000014	Red mushroom-head push button with lock Ø 40
W0351000049	Reducer from Ø30 to 22.5 mm
W0351000050	Adaptor for bore Ø30 G2/326
W0351000021	key for ESC selectors
W0351000056	Green disk for push button

VALVES SERIES PEV PEDAL OPERATED

PEDAL WITH VALVES	
	
Guarded pedal with valves 5/2 1/4" - 3/2 M5 - 3/2 Ø 4	
W3120000001	PEV 35 PES PR
W3120000011	PEV 35 PEB PR
W3120000301	PEV 03 PES PR
W3120000311	PEV F3 PEB PR
W3120000321	PEV F3 PES PR
W3120000331	PEV 03 PEB PR
W3120000021	PEV 35 PEC PR

Not-guarded pedal with valves 3/2 M5 - 3/2 Ø 4	
W3120000401	PEV F3 PES WP
W3120000411	PEV 03 PES WP

TWO HAND SAFETY VALVE SERIES SAFE AIR

TWO HAND SAFETY VALVE	
	
W3605000001	Two hand safety valve

PUSHBUTTON HOUSING	
	
W3120000212	Pushbutton housing
0227700000	Two hand safety valve

ACCESSORIES TWO HAND SAFETY VALVE SERIES SAFE AIR

CONNECTION BRACKETS ON THE BAR OMEGA (DIN EN 50022)	
	
0227300600	Connection brackets on DIN bar


VALVES SERIES 70



Code	Description
VALVES SERIES 70 HAND OPERATED	
Valves series 70, hand operated, 1/8"	
90° Angular lever	
7010000100	MAV 23 LES NC - 3/2
7010000200	MAV 23 LEB OO - 3/2
7010000300	MAV 25 LES OO - 5/2
7010000400	MAV 25 LEB OO - 5/2
7010001000	MAV 26 LES CC - 5/3
7010000900	MAV 26 LES OC - 5/3
7010001100	MAV 26 LES PC - 5/3
7010000500	MAV 26 LEO CC - 5/3
7010000600	MAV 26 LEO OC - 5/3
7010000700	MAV 26 LEO PC - 5/3
Front lever	
7010001400	MAV 23 VLB OO - 3/2
7010001700	MAV 25 VLB OO - 5/2
7010001150	MAV 28 VLO OC - 5/2
7010001160	MAV 28 VLS OC - 5/2
Drawer	
7010001300	MAV 23 PPB OO - 3/2
7010001200	MAV 23 PPS NC - 3/2
7010001500	MAV 25 PPS OO - 5/2
7010001600	MAV 25 PPB OO - 5/2
Pilot-assisted plunger for panel actuators	
7010001800	MAV 23 BRE NC - 3/2
7010001900	MAV 25 BRE OO - 5/2

Code	Description
Valves series 70, hand operated, 1/4"	
90° Angular lever	
7020000100	MAV 33 LES NC - 3/2
7020000200	MAV 33 LEB OO - 3/2
7020000300	MAV 35 LES OO - 5/2
7020000400	MAV 35 LEB OO - 5/2
7020001000	MAV 36 LES CC - 5/3
7020000900	MAV 36 LES OC - 5/3
7020001100	MAV 36 LES PC - 5/3
7020000500	MAV 36 LEO CC - 5/3
7020000600	MAV 36 LEO OC - 5/3
7020000700	MAV 36 LEO PC - 5/3
Front lever	
7020001400	MAV 33 VLB OO - 3/2
7020001700	MAV 35 VLB OO - 5/2

Code	Description
Valves series 70, hand operated, 1/2"	
90° Angular lever	
7030000100	MAV 43 LES NC - 3/2
7030000200	MAV 43 LEB OO - 3/2
7030000300	MAV 45 LES OO - 5/2
7030000400	MAV 45 LEB OO - 5/2
7030001000	MAV 46 LES CC - 5/3
7030000900	MAV 46 LES OC - 5/3
7030001100	MAV 46 LES PC - 5/3
7030000500	MAV 46 LEO CC - 5/3
7030000600	MAV 46 LEO OC - 5/3
7030000700	MAV 46 LEO PC - 5/3



Code	Description
ACTUATORS FOR VME 1-01 AND VME 1-10	
0351000050	2 places adaptor thickness 6.8 mm
W0351000015	Red handle with horizontally pivoted lever
W0351000011	Flat push button + 2 red/black coloured disks
W0351000030	Black selector short lever at 2 positions with return
W0351000031	Black selector short lever at 2 positions
W0351000032	Black selector short lever at 3 positions with return
W0351000033	Black selector short lever at 3 positions
W0351000034	Black selector long lever at 2 positions with return
W0351000035	Black selector long lever at 2 positions
W0351000036	Black selector long lever at 3 positions with return
W0351000037	Black selector long lever at 3 positions
W0351000016	2 positions key selector with extractable key in 2 positions
W0351000018	2 positions key selector with extractable key in 0
W0351000013	Red mushroom-head push button ø 40
W0351000017	Black mushroom-head push button ø 40
W0351000014	Red mushroom-head push button with lock ø 40
W0351000049	Reducer from Ø30 to 22.5 mm
W0351000050	Adaptor for bore Ø30 G2326
W0351000021	key for ESC selectors
W0351000056	Green disk for push button




Code	Description
VALVES SERIES 70, MECHANICALLY OPERATED	
Valves series 70, mechanically operated, 1/8"	
Plunger	
7001000100	MEV 23 TAS NC - 3/2
7001000110	MEV 25 TAS OO - 5/2
Roller lever	
7001000500	MEV 23 BRS NC - 3/2
7001000510	MEV 25 BRS OO - 5/2
Unidirectional roller	
7001000600	MEV 23 URS NC - 3/2
7001000610	MEV 25 URS OO - 5/2
Pilot-assisted plunger	
7001000200	MEV 23 TSS NC - 3/2
7001000210	MEV 25 TSS OO - 5/2
Pilot-assisted roller lever	
7001000400	MEV 23 RSS NC - 3/2
7001000410	MEV 25 RSS OO - 5/2
Pilot-assisted aerial	
7001000700	MEV 23 ASS NC - 3/2
7001000710	MEV 25 ASS OO - 5/2
Roller-lever	
7001000900	MEV 23 LLS NC - 3/2
7001000910	MEV 25 LLS OO - 5/2



Code	Description
VALVES SERIES 70, PNEUMATIC	
Valves series 70, pneumatic, 1/8"	
Monostable	
7010010400	PNV 23 PNS NO - 3/2
7010010200	PNV 23 PNS NC - 3/2
7010011100	PNV 25 PNS OO - 5/2
7010012100	PNV 26 PNS CC - 5/3
7010012200	PNV 26 PNS OC - 5/3
7010012300	PNV 26 PNS PC - 5/3
Bistable	
7010010100	PNV 23 PNB OO - 3/2
7010011200	PNV 25 PNB OO - 5/2
7010011300	PNV 25 PND OO - 5/2
Double	
7010013100	PNV 28 PNS NC
7010013200	PNV 28 PNS NO
7010013300	PNV 28 PNS NC-NO
Valves series 70, pneumatic, 1/4"	
Monostable	
7020010400	PNV 33 PNS NO - 3/2
7020010200	PNV 33 PNS NC - 3/2
7020011100	PNV 35 PNS OO - 5/2
7020012100	PNV 36 PNS CC - 5/3
7020012200	PNV 36 PNS OC - 5/3
7020012300	PNV 36 PNS PC - 5/3
Bistable	
7020010100	PNV 33 PNB OO - 3/2
7020011200	PNV 35 PNB OO - 5/2
7020011300	PNV 35 PND OO - 5/2
Double	
7020013100	PNV 38 PNS NC
7020013200	PNV 38 PNS NO
7020013300	PNV 38 PNS NC-NO
Valves series 70, pneumatic, 3/8"	
Monostable	
7040010400	PNV C3 PNS NO - 3/2
7040010200	PNV C3 PNS NC - 3/2
7040011100	PNV C5 PNS OO - 5/2
7040012100	PNV C6 PNS CC - 5/3
7040012200	PNV C6 PNS OC - 5/3
7040012300	PNV C6 PNS PC - 5/3
Bistable	
7040010100	PNV C3 PNB OO - 3/2
7040011200	PNV C5 PNB OO - 5/2
7040011300	PNV C5 PND OO - 5/2
Valves series 70, pneumatic, 1/2"	
Monostable	
7030010400	PNV 43 PNS NO - 3/2
7030010200	PNV 43 PNS NC - 3/2
7030011100	PNV 45 PNS OO - 5/2
7030012100	PNV 46 PNS CC - 5/3
7030012200	PNV 46 PNS OC - 5/3
7030012300	PNV 46 PNS PC - 5/3
Bistable	
7030010100	PNV 43 PNB OO - 3/2
7030011200	PNV 45 PNB OO - 5/2
7030011300	PNV 45 PND OO - 5/2

Code Description
VALVES SERIES 70, SOLENOID/PNEUMATIC



Valves series 70, solenoid/pneumatic-pilot-assisted solenoid/pneumatic, 1/8"

Monostable	
7010020400	SOV 23 SOS NO - 3/2
7010020200	SOV 23 SOS NC - 3/2
7010020500	SOV 23 SES NC - 3/2
7010021100	SOV 25 SOS OO - 5/2
7010021500	SOV 25 SES OO - 5/2
7010022100	SOV 26 SOS CC - 5/3
7010022200	SOV 26 SOS OC - 5/3
7010022300	SOV 26 SOS PC - 5/3
7010022400	SOV 26 SES CC - 5/3
7010022500	SOV 26 SES OC - 5/3
7010022600	SOV 26 SES PC - 5/3
Bistable	
7010020100	SOV 23 SOB OO - 3/2
7010020300	SOV 23 SEB OO - 3/2
7010021200	SOV 25 SOB OO - 5/2
7010021300	SOV 25 SOD OO - 5/2
7010021600	SOV 25 SEB OO - 5/2
Double	
7010023100	SOV 28 SOS NC
7010023200	SOV 28 SOS NO
7010023300	SOV 28 SOS NC-NO
7010023400	SOV 28 SES NC
7010023500	SOV 28 SES NO
7010023600	SOV 28 SES NC-NO

Code Description
Valves series 70, solenoid/pneumatic pneumatic pilot-assisted solenoid/ pneumatic, 1/4"

Monostable	
7020020400	SOV 33 SOS NO - 3/2
7020020200	SOV 33 SOS NC - 3/2
7020020500	SOV 33 SES NC - 3/2
7020021100	SOV 35 SOS OO - 5/2
7020021500	SOV 35 SES OO - 5/2
7020022100	SOV 36 SOS CC - 5/3
7020022200	SOV 36 SOS OC - 5/3
7020022300	SOV 36 SOS PC - 5/3
7020022400	SOV 36 SES CC - 5/3
7020022500	SOV 36 SES OC - 5/3
7020022600	SOV 36 SES PC - 5/3
Bistable	
7020020100	SOV 33 SOB OO - 3/2
7020020300	SOV 33 SEB OO - 3/2
7020021200	SOV 35 SOB OO - 5/2
7020021300	SOV 35 SOD OO - 5/2
7020021600	SOV 35 SEB OO - 5/2
Double	
7020023100	SOV 38 SOS NC
7020023200	SOV 38 SOS NO
7020023300	SOV 38 SOS NC-NO
7020023400	SOV 38 SES NC
7020023500	SOV 38 SES NO
7020023600	SOV 38 SES NC-NO

Valves series 70, solenoid/pneumatic pneumatic pilot-assisted solenoid/ pneumatic, 3/8"

Monostable	
7040020400	SOV C3 SOS NO - 3/2
7040020600	SOV C3 SES NO - 3/2
7040020200	SOV C3 SOS NC - 3/2
7040020500	SOV C3 SES NC - 3/2
7040021100	SOV C5 SOS OO - 5/2
7040021500	SOV C5 SES OO - 5/2
7040022100	SOV C6 SOS CC - 5/3
7040022200	SOV C6 SOS OC - 5/3
7040022300	SOV C6 SOS PC - 5/3
7040022400	SOV C6 SES CC - 5/3
7040022500	SOV C6 SES OC - 5/3
7040022600	SOV C6 SES PC - 5/3
Bistable	
7040020100	SOV C3 SOB OO - 3/2
7040020300	SOV C3 SEB OO - 3/2
7040021200	SOV C5 SOB OO - 5/2
7040021300	SOV C5 SOD OO - 5/2
7040021600	SOV C5 SEB OO - 5/2

Code Description
Valves series 70, solenoid/pneumatic pneumatic pilot-assisted solenoid/ pneumatic, 1/2"

Monostable	
7030020400	SOV 43 SOS NO - 3/2
7030020200	SOV 43 SOS NC - 3/2
7030020500	SOV 43 SES NC - 3/2
7030021100	SOV 45 SOS OO - 5/2
7030021500	SOV 45 SES OO - 5/2
7030022100	SOV 46 SOS CC - 5/3
7030022200	SOV 46 SOS OC - 5/3
7030022300	SOV 46 SOS PC - 5/3
7030022400	SOV 46 SES CC - 5/3
7030022500	SOV 46 SES OC - 5/3
7030022600	SOV 46 SES PC - 5/3
Bistable	
7030020100	SOV 43 SOB OO - 3/2
7030020300	SOV 43 SEB OO - 3/2
7030021200	SOV 45 SOB OO - 5/2
7030021300	SOV 45 SOD OO - 5/2
7030021600	SOV 45 SEB OO - 5/2
7030021700	SOV 45 SED OO

COILS AND CONNECTORS see page 75

ACCESSORIES 1/8 MANIFOLDS FOR SERIES 70 PNV-SOV VALVES, AND BASIC SERIES



Manifold with 2 to 7 positions + fittings

0221000200	Manifold 2 posit. CSA-18-02
0221000300	Manifold 3 posit. CSA-18-03
0221000400	Manifold 4 posit. CSA-18-04
0221000500	Manifold 5 posit. CSA-18-05
0221000600	Manifold 6 posit. CSA-18-06
0221000700	Manifold 7 posit. CSA-18-07

Bracket set	
0221000191	Bracket set H60 CSA-18-OC
0221000190	Bracket set H120 CSA-18-OO
0221000192	Bracket set H30 CSA-18-OE

ACCESSORIES 1/4 MANIFOLDS FOR SERIES 70 PNV-SOV VALVES, AND BASIC SERIES




Manifold with 2 to 7 positions + fittings


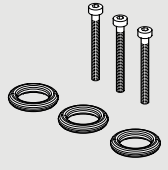
0222000200	Manifold 2 posit. CSA-14-02
0222000300	Manifold 3 posit. CSA-14-03
0222000400	Manifold 4 posit. CSA-14-04
0222000500	Manifold 5 posit. CSA-14-05
0222000600	Manifold 6 posit. CSA-14-06
0222000700	Manifold 7 posit. CSA-14-07

Bracket set	
0222000191	Bracket set H60 CSA-14-OC
0222000190	Bracket set H120 CSA-14-OO
0222000192	Bracket set H30 CSA-14-OE

ACCESSORIES MANIFOLD BASES FOR SERIES 70 PNV-SOV VALVES, AND BASIC SERIES

Code	Description	Code	Description	Code	Description
		Modular base 1/4"			
0226004150	Comp. manifold 1/8"	0226005150	Comp. manifold 1/4"		
0226004201	End plate without OR 1/8"	0226005201	End plate without OR 1/4"		
0226004200	End plate with OR 1/8"	0226005200	End plate with OR 1/4"		
0226004300	Intermediate part for upper feed 1/8"	0226005300	Intermediate part for upper feed 1/4"		
0226004600	Adapter for omega bar 1/8"	0226005600	Adapter for omega bar 1/4"		
0226004000	Intermediate diaphragm 1/8"	0226005000	Intermediate diaphragm 1/4"		
0226004500	Comp. pcs 1/8"	0226005500	Comp. pcs 1/4"		
0226004001	Complete plug 3/2 1/8" 2	0226005001	Complete plug 3/2 1/4" 2		
0226006600	Comp. adapt. 1/8", 1/4"				

ACCESSORIES MULTIPLE BASES FOR SERIES 70 PNV-SOV VALVES

Code	Description	Code	Description	Code	Description
		Multiple bases 1/4"		GASKETS KIT	
0223000201	2-position base CVM-18-02	0224000201	2-position base CVM-14-02	0226004701	Gasket kit for 1/8" base
0223000301	3-position base CVM-18-03	0224000301	3-position base CVM-14-03	0226005701	Gasket kit for 1/4" base
0223000401	4-position base CVM-18-04	0224000401	4-position base CVM-14-04		
0223000501	5-position base CVM-18-05	0224000501	5-position base CVM-14-05		
0223000601	6-position base CVM-18-06	0224000601	6-position base CVM-14-06		
0223000701	7-position base CVM-18-07	0224000701	7-position base CVM-14-07		
0223000801	8-position base CVM-18-08	0224000801	8-position base CVM-14-08		
0223000901	9-position base CVM-18-09	0224000901	9-position base CVM-14-09		
0223001001	10-position base CVM-18-10	0224001001	10-position base CVM-14-10		


VALVES SERIES 70, ON BASE

VALVES, SERIES 70, PNEUMATIC, ON BASE



Monostable	
7011011100	PNV B5 PNS OO - 5/2
7011012100	PNV B6 PNS CC - 5/3
7011012200	PNV B6 PNS OC - 5/3
7011012300	PNV B6 PNS PC - 5/3
Bistable	
7011011200	PNV B5 PNB OO - 5/2
7011011300	PNV B5 PND OO - 5/2

VALVES SERIES 70, SOLENOID/PNEUMATIC ON BASE




Monostable	
7011021100	SOV B5 SOS OO - 5/2
7011021500	SOV B5 SES OO - 5/2
7011022100	SOV B6 SOS CC - 5/3
7011022200	SOV B6 SOS OC - 5/3
7011022300	SOV B6 SOS PC - 5/3
7011022400	SOV B6 SES CC - 5/3
7011022500	SOV B6 SES OC - 5/3
7011022600	SOV B6 SES PC - 5/3

Bistable

7011021200	SOV B5 SOB OO - 5/2
7011021300	SOV B5 SOD OO - 5/2
7011021600	SOV B5 SEB OO - 5/2

ACCESSORIES MULTIPLE BASES

MULTIPLE BASE



0223100201	2-position base 1/8 on base
0223100401	4-position base 1/8 on base
0223100601	6-position base 1/8 on base
0223100801	8-position base 1/8 on base
0223101001	10-position base 1/8 on base

0223106301	Separate feed kit 1/8
0223106303	Exhaust regulation kit 1/8
0223106302	Exhaust feed kit 1/8
0223106500	Blanking plate 1/8

COILS AND CONNECTORS see page 75

ADAPTOR FOR BAR OMEGA (DIN EN 50022)




0226004600	ADAPTER FOR OMEGA BAR 1/8"
------------	----------------------------

NAMUR VALVES

Code	Description	Quantity	Code	Description	Quantity	Code	Description	Quantity
PNEUMATIC			SOLENOID/PNEUMATIC			COILS AND CONNECTORS see page 75		
Monostable			Monostable					
7021010110	PNV A4 PNS NC - 4/2		7021020110	SOV A4 SOS NC - 4/2				
7021010100	PNV A5 PNS OO - 5/2		7021020100	SOV A5 SOS OO - 5/2				
Bistable			Bistable					
7021010210	PNV A4 PNB OO - 4/2		7021020210	SOV A4 SOB OO - 4/2				
7021010200	PNV A5 PNB OO - 5/2		7021020200	SOV A5 SOB OO - 5/2				

VALVES SERIES BASIC



Monostable								
7090020200	ELPN 1/8 3/2 MON NC							
7090021100	ELPN 1/8 5/2 MON							
7091020200	ELPN 1/4 3/2 MON NC							
7091021100	ELPN 1/4 5/2 MON							
Bistable								
7090021200	ELPN 1/8 5/2 BIS							
7091021200	ELPN 1/4 5/2 BIS							

ACCESSORIES VALVES SERIES BASIC



Multiple base 1/8"			Multiple base 1/4"			MODULAR BASES see page 63		
0223200201	2 pos. multiple base BASIC 1/8"		0224200201	2 pos. multiple base BASIC 1/4"		MANIFOLDS see page 62		
0223200301	3 pos. multiple base BASIC 1/8"		0224200301	3 pos. multiple base BASIC 1/4"		COILS AND CONNECTORS see page 75		
0223200401	4 pos. multiple base BASIC 1/8"		0224200401	4 pos. multiple base BASIC 1/4"				
0223200501	5 pos. multiple base BASIC 1/8"		0224200501	5 pos. multiple base BASIC 1/4"				
0223200601	6 pos. multiple base BASIC 1/8"		0224200601	6 pos. multiple base BASIC 1/4"				
0223200701	7 pos. multiple base BASIC 1/8"		0224200701	7 pos. multiple base BASIC 1/4"				
0223200801	8 pos. multiple base BASIC 1/8"		0224200801	8 pos. multiple base BASIC 1/4"				
0223200901	9 pos. multiple base BASIC 1/8"		0224200901	9 pos. multiple base BASIC 1/4"				
0223201001	10 pos. multiple base BASIC 1/8"		0224201001	10 pos. multiple base BASIC 1/4"				
GASKETS KIT								
0226004701 Gasket kit for 1/8" base								
0226005701 Gasket kit for 1/4" base								

10-mm SOLENOID VALVES SERIES PLT-10

PLT-10 WITH BASE AND CONNECTION ON THE SAME SIDE



722113330000	PLT 10 12VDC 0.7W
722113330100	PLT 10 12VDC 0.7W man
722113340000	PLT 10 24VDC 0.7W
722113340100	PLT 10 24VDC 0.7W man
722113531000	PLT 10 12 VDC 0.8W with LED
722113531100	PLT 10 12 VDC 0.8W with LED man
722113541000	PLT 10 24 VDC 0.8W with LED
722113541100	PLT 10 24 VDC 0.8W with LED man
722116841000	PLT 10 24 VDC 3/0.3 W with SPEED-UP e LED
722116841100	PLT 10 24 VDC 3/0.3 W with SPEED-UP e LED man
722116941000	PLT 10 24 VDC 4.2/0.7 W with SPEED-UP e LED
722116941100	PLT 10 24 VDC 4.2/0.7 W with SPEED-UP e LED man

PLT-10 WITH BASE AND PLUG-IN CONNECTION ON OPPOSITE SIDE



722213330000	PLT 10 12VDC 0.7W
722213330100	PLT 10 12VDC 0.7W man
722213340000	PLT 10 24VDC 0.7W
722213340100	PLT 10 24VDC 0.7W man
722213531000	PLT 10 12 VDC 0.8W with LED
722213531100	PLT 10 12 VDC 0.8W with LED man
722213541000	PLT 10 24 VDC 0.8W with LED
722213541100	PLT 10 24 VDC 0.8W with LED man
722216841000	PLT 10 24 VDC 3/0.3 W with SPEED-UP e LED
722216841100	PLT 10 24 VDC 3/0.3 W with SPEED-UP e LED man
722216941000	PLT 10 24 VDC 4.2/0.7 W with SPEED-UP e LED
722216941100	PLT 10 24 VDC 4.2/0.7 W with SPEED-UP e LED man

PLT-10 WITH BASE AND M8 CONNECTION ON OPPOSITE SIDE



7222M3541000	PLT 10 - M8 24 VDC 0.8W with LED
7222M3541100	PLT 10 - M8 24 VDC 0.8W with LED man
7222M6941000	PLT 10 - M8 24 VDC 4.2/0.7 W with SPEED-UP and LED
7222M6941100	PLT 10 - M8 24 VDC 4.2/0.7 W with SPEED-UP and LED man

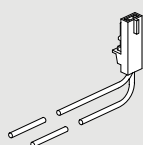
MULTIPLE BASES FOR PLT 10

Code	Description	Quantity	Code	Description	Quantity	Code	Description	Quantity
W0400100101	Base 1 posn. for PLT -10							
W0400100102	Base 2 posn. for PLT -10							
W0400100103	Base 3 posn. for PLT -10							
W0400100104	Base 4 posn. for PLT -10							
W0400100105	Base 5 posn. for PLT -10							
W0400100106	Base 6 posn. for PLT -10							
W0400100107	Base 7 posn. for PLT -10							
W0400100108	Base 8 posn. for PLT -10							
W0400100109	Base 9 posn. for PLT -10							
W0400100110	Base 10 posn. for PLT -10							

NB: For multiple manifold bases with PLT-10 M8 connection, only use straight connectors code 02400A

ACCESSORIES 10-mm SOLENOID VALVES SERIES PLT-10

PLUG-IN CONNECTOR




W0970512000	Plug-in connector for MACH 11 L = 300 mm
W0970512007	Plug-in connector for MACH 11 L = 1 m
W0970512002	Plug-in connector for MACH 11 L = 2 m

90° M8 CONNECTOR WITH CABLE



02400B0100	M8 female 3 PIN 90° HIGH FLEX CL6 connector with cable L = 1 m
02400B0250	M8 female 3 PIN 90° HIGH FLEX CL6 connector with cable L = 2.5 m
02400B0500	M8 female 3 PIN 90° HIGH FLEX CL6 connector with cable L = 5 m
02400B1000	M8 female 3 PIN 90° HIGH FLEX CL6 connector with cable L = 10 m

M8 STRAIGHT CONNECTOR WITH CABLE



02400A0100	M8 female 3 PIN HIGH FLEX CL6 connector with cable L = 1 m
02400A0250	M8 female 3 PIN HIGH FLEX CL6 connector with cable L = 2.5 m
02400A0500	M8 female 3 PIN HIGH FLEX CL6 connector with cable L = 5 m
02400A1000	M8 female 3 PIN HIGH FLEX CL6 connector with cable L = 10 m

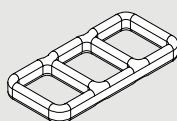
CAP FOR UNUSED POSITION



W0400100200	Cap 10 mm
-------------	-----------

SPARE PARTS 10-mm SOLENOID VALVES SERIES PLT-10

INTERFACE GASKET



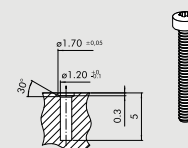
0226009701	Gaskets PLT 10	50
------------	----------------	----

STANDARD SECURING SCREW (FOR ALUMINIUM)



0226009702	PLT-10 screw for aluminium	100
------------	----------------------------	-----

SECURING SCREWS FOR TECHNOPOLYMER



0226009703	Screw PLT-10 for technopol	100
------------	----------------------------	-----

BASES FOR PLT-10 MULTIPLE CONNECTION

BASES 9 AND 25 PINS FOR PLT-10 MULTIPLE CONNECTION



0210040004	4-posn. base PLT 10 9-PIN mult conn.
0210040008	8-posn. base PLT 10 9-PIN mult conn.
0210240004	4-posn. base PLT 10 25-PIN mult conn.
0210240008	8-posn. base PLT 10 25-PIN mult conn.
0210240012	12-posn. base PLT 10 25-PIN mult conn.
0210240016	16-posn. base PLT 10 25-PIN mult conn.
0210240020	20-posn. base PLT 10 25-PIN mult conn.
0210240024	24-posn. base PLT 10 25-PIN mult conn.

PLT-10 NC FOR MULTIPLE ELECTRIC CONNECTION



722123330000	PLT 10 12VDC 0.7W
722123330100	PLT 10 12VDC 0.7W man
722123340000	PLT 10 24VDC 0.7W
722123340100	PLT 10 24VDC 0.7W man
722123531000	PLT 10 12 VDC 0.8W with LED
722123531100	PLT 10 12 VDC 0.8W with LED man
722123541000	PLT 10 24 VDC 0.8W with LED
722123541100	PLT 10 24 VDC 0.8W with LED man
722126841000	PLT 10 24 VDC 3/0.3 W with SPEED-UP e LED
722126841100	PLT 10 24 VDC 3/0.3 W with SPEED-UP e LED man
722126941000	PLT 10 24 VDC 4.2/0.7 W with SPEED-UP e LED
722126941100	PLT 10 24 VDC 4.2/0.7 W with SPEED-UP e LED man

PLT-10 NO FOR MULTIPLE ELECTRIC CONNECTION



722126841010	PLT 10 24 VDC 3/0.7 W with SPEED-UP and LED
722126841110	PLT 10 24 VDC 3/0.7 W with SPEED-UP and LED man

ACCESSORIES BASES FOR PLT-10 MULTIPLE CONNECTION

Code **Description**
CONNECTION BRACKETS ON THE BAR OMEGA (DIN EN 50022)



0227301610 Connection brackets on DIN bar bases PLT-10

CAP FOR UNUSED POSITION



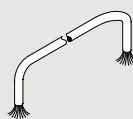
W0400100200 Cap 10 mm

TERMINAL CONNECTORS




0226180102 Straight and 90° connector kit, 9 wires
 0226180101 Straight and 90° connector kit, 25 wires

Code **Description**
CABLES



0226107201 10-wire cable
 0226107101 19-wire cable
 0226107102 25-wire cable

STRAIGHT PRE-WIRED CONNECTOR KIT



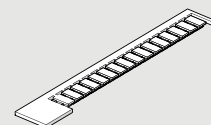
0226900100 Straight D-Sub 9-PIN connector + cable L = 1 m
 0226900250 Straight D-Sub 9-PIN connector + cable L = 2.5 m
 0226900500 Straight D-Sub 9-PIN connector + cable L = 5 m
 0226920100 Connector + 25-wire axial cable L = 1 m
 0226920250 Connector + 25-wire axial cable L = 2.5 m
 0226920500 Connector + 25-wire axial cable L = 5 m

Code **Description**
PRE-WIRED 90° CONNECTOR



0226910100 90° D-Sub 9-PIN connector + cable L = 1 m
 0226910250 90° D-Sub 9-PIN connector + cable L = 2.5 m
 0226910500 90° D-Sub 9-PIN connector + cable L = 5 m
 0226930100 Connector + 25-wire 90° cable L = 1 m
 0226930250 Connector + 25-wire 90° cable L = 2.5 m
 0226930500 Connector + 25-wire 90° cable L = 5 m

IDENTIFICATION PLATE KIT



0226107000 Identification plate kit


R17 - PIPE RELEASE SPANNER



2L17001 RL17

SOLENOID VALVES PIV.M 15 mm

PIV.M STD



W4015001000 PIV33M01 NC
 W4015001010 PIV33M03 NC
 W4015001020 PIV33M05 NC
 W4015001030 PIV33M07 NC
 W4015001100 PIV63M01 NC
 W4015001110 PIV63M03 NC
 W4015001120 PIV63M05 NC
 W4015001130 PIV63M07 NC
 W4015002000 PIV13M01 NO
 W4015002010 PIV13M03 NO
 W4015002020 PIV13M05 NO
 W4015002030 PIV13M07 NO

Multiple base for PIV.M

W0400101001 Single base B5001 1 pos. PIV M
 W0400101002 Multiple bases B5002 2 pos. PIV M
 W0400101003 Multiple bases B5003 3 pos. PIV M
 W0400101004 Multiple bases B5004 4 pos. PIV M
 W0400101005 Multiple bases B5005 5 pos. PIV M
 W0400101006 Multiple bases B5006 6 pos. PIV M
 W0400101007 Multiple bases B5007 7 pos. PIV M
 W0400101008 Multiple bases B5008 8 pos. PIV M
 W0400101009 Multiple bases B5009 9 pos. PIV M
 W0400101010 Multiple bases B5010 10 pos. PIV M

End plug - unused position

W0400102000 End plug

End plug - port 1

W0400102002 End plug - port 1

CONNECTORS see page 75

PIV VALVES ON BASE



PIV.I valves, operator Ø 8, on base

W4018000200 PIV42I0S NC
 W4018000300 PIV72I0S NC
 W4018001200 PIV43I0S NC
 W4018001300 PIV73I0S NC

PIV.T valves, operator Ø 9, on base

W4025002101 PIV73T0B NO
 W4025002301 PIV83T0B NO
 W4025002100 PIV73T0B NC
 W4025002300 PIV83T0B NC

PIV.T valves, operator Ø 9, on base with conveyed exhaust

W4025002001 PIV73T00 NO
 W4025002501 PIV83T00 NO
 W4025002000 PIV73T00 NC
 W4025002500 PIV83T00 NC

PIV.B valves, operator Ø 13, on base

W4026003000 PIVY3B0S NC

ACCESSORIES PIV VALVES ON BASE

Code	Description
Multiple bases for PIV.I solenoid valves, operator Ø 8	
W040011101	Base 1 position EB 6001
W040011102	Base 2 positions EB 6002
W040011103	Base 3 positions EB 6003
W040011104	Base 4 positions EB 6004
W040011105	Base 5 positions EB 6005
W040011106	Base 6 positions EB 6006
W040011107	Base 7 positions EB 6007
W040011108	Base 8 positions EB 6008
W040011109	Base 9 positions EB 6009
W040011110	Base 10 positions EB 6010
Manifold bases for PIV.I solenoid valves, operator Ø 8	
W0400111200	Manifold base EB 8000 I
W0400111201	LH end plate EB 8000 TI
W0400111202	RH end plate EB 8000 T2
Blanking plate for PIV.I PIV.T valves, unused position	
W0400112000	Blanking plate B 6000

Code	Description
Multiple bases for PIV.T solenoid valves, operator Ø 9	
W0400101101	Base 1 position 19001
W0400101102	Base 2 positions 19002
W0400101103	Base 3 positions 19003
W0400101104	Base 4 positions 19004
W0400101105	Base 5 positions 19005
W0400101106	Base 6 positions 19006
W0400101107	Base 7 positions 19007
W0400101108	Base 8 positions 19008
W0400101109	Base 9 positions 19009
W0400101110	Base 10 positions 19010
NC/NO adaptor for PIV.T valves	
W0400101190	NC/NO adaptor I-9000
Base blanking plate for PIV.T valves, unused positions	
W0400112000	Blanking plate EB 6000

Code	Description
Multiple bases for PIV.B valves	
W0400101201	Base 1 position B4001
W0400101202	Base 2 positions B4002
W0400101203	Base 3 positions B4003
W0400101204	Base 4 positions B4004
W0400101205	Base 5 positions B4005
W0400101206	Base 6 positions B4006
W0400101207	Base 7 positions B4007
W0400101208	Base 8 positions B4008
W0400101209	Base 9 positions B4009
Base blanking plate for PIV.B valves, unused positions	
W0400112001	Blanking plate

COILS AND CONNECTORS see page 75

PIV VALVES IN LINE




PIV.I valves, operator Ø 8 mm, in line – M5 – 1/8"	
W4017000100	PIV42I5S NC
W4017001300	PIV92I8S NC
W4017001100	PIV42I8S NC
W4017001200	PIV72I8S NC
W4017000101	PIV72I5S NO
W4017001201	PIV72I8S NO
W4017003100	PIV43I5S NC
W4017004100	PIV43I8S NC
W4017004200	PIV73I8S NC
W4017004201	PIV73I8S NO

PIV.B valves, operator Ø 13, in line	
W4026005001	PIV73B8S NO
W4026005101	PIV73B4S NO
W4026005111	PIV93B4S NO
W4026005010	PIV93B8S NC
W4026005020	PIVW3B8S NC
W4026005000	PIV73B8S NC
W4026005100	PIV73B4S NC
W4026005110	PIV93B4S NC
W4026005120	PIVW3B4S NC
W4026004000	PIV92B4S NC
W4026004010	PIVX2B4S NC
W4026004020	PIVZ2B4S NC
W4026004001	PIV92B4S NO

COILS AND CONNECTORS see page 75

CNOMO SOLENOID VALVE



9453920	CNOMO 3/2 with monostable manual actuation
9453922	CNOMO 3/2 with bistable manual actuation

ACCESSORIES CNOMO SOLENOID VALVE



CNOMO manifold base input kit	
0227000200	Kit ingresso base modulare CNOMO + viti
CNOMO manifold base kit	
0227000150	CNOMO manifold base kit

COILS AND CONNECTORS see page 75

MINIMACH VALVES

Code	Description	Code	Description	Code	Description	€uro
		Bistable				
		7080020112	MSV 05 SOB OO 24VDC - 5/2 PLUG-IN			
		708002011M	MSV 05 SOB OO 24VDC - 5/2 M8			
Monostable						
7080020532	MSV 03 SOS NC 24VDC - 3/2 PLUG-IN					
708002053M	MSV 03 SOS NC 24VDC - 3/2 M8					
7080020632	MSV 03 SOS NO 24VDC - 3/2 PLUG-IN					
708002063M	MSV 03 SOS NO 24VDC - 3/2 M8					
7080020132	MSV 05 SOS OO 24VDC - 5/2 PLUG-IN					
708002013M	MSV 05 SOS OO 24VDC - 5/2 M8					
7080020212	MSV 06 SOS CC 24VDC - 5/3 PLUG-IN					
708002021M	MSV 06 SOS CC 24VDC - 5/3 M8					
7080020312	MSV 06 SOS OC 24VDC - 5/3 PLUG-IN					
708002031M	MSV 06 SOS OC 24VDC - 5/3 M8					
7080020412	MSV 06 SOS PC 24VDC - 5/3 PLUG-IN					
708002041M	MSV 06 SOS PC 24VDC - 5/3 M8					

VALVES

ACCESSORIES MULTIPLE BASE

3/2 Multiple base

0225010201	Base 2 posn. for 3/2 valves Minimach 2 POS
0225010401	Base 4 posn. for 3/2 valves Minimach 4 POS
0225010601	Base 6 posn. for 3/2 valves Minimach 6 POS
0225010801	Base 8 posn. for 3/2 valves Minimach 8 POS

NB: It is advisable to use straight connectors code 02400A

5/2 - 5/3 Multiple base

0225020201	Base 2 posn. for 5/2-5/3 valves Minimach 2 POS
0225020401	Base 4 posn. for 5/2-5/3 valves Minimach 4 POS
0225020601	Base 6 posn. for 5/2-5/3 valves Minimach 6 POS
0225020801	Base 8 posn. for 5/2-5/3 valves Minimach 8 POS

NB: It is advisable to use straight connectors code 02400A

ADAPTOR FOR BAR OMEGA (DIN EN 50022)



0225004600	Omega-adaptor Mach 16
------------	-----------------------

BLANKING PLATE FOR 5/2 - 5/3 VALVES

0226009501	Blanking plate for 3/2 bases Minimach
------------	---------------------------------------

BLANKING PLATE FOR 3/2 VALVES

0226009500	Blanking plate for 3/2 bases Minimach
------------	---------------------------------------

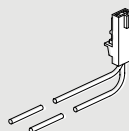
INTERMEDIATE DIAPHRAGM



0226009010	Multiple base diaphragm
------------	-------------------------


ACCESSORIES MINIMACH VALVES

PLUG-IN CONNECTOR



W0970512000	Plug-in connector for MACH 11 L = 300 mm
W0970512007	Plug-in connector for MACH 11 L = 1 m
W0970512002	Plug-in connector for MACH 11 L = 2 m

M8 STRAIGHT CONNECTOR WITH CABLE



02400A0100	M8 female 3 PIN HIGH FLEX CL6 connector with cable L = 1 m
02400A0250	M8 female 3 PIN HIGH FLEX CL6 connector with cable L = 2.5 m
02400A0500	M8 female 3 PIN HIGH FLEX CL6 connector with cable L = 5 m
02400A1000	M8 female 3 PIN HIGH FLEX CL6 connector with cable L = 10 m

90° M8 CONNECTOR WITH CABLE



02400B0100	M8 female 3 PIN 90° HIGH FLEX CL6 connector with cable L = 1 m
02400B0250	M8 female 3 PIN 90° HIGH FLEX CL6 connector with cable L = 2.5 m
02400B0500	M8 female 3 PIN 90° HIGH FLEX CL6 connector with cable L = 5 m
02400B1000	M8 female 3 PIN 90° HIGH FLEX CL6 connector with cable L = 10 m

SPARE PARTS MINIMACH VALVES

PLUG-IN PILOT



722113541100	PLT 10 24 VDC 0.9W with LED man
--------------	---------------------------------

M8 PILOT



7222M3541100	PLT 10 - M8 24 VDC 0.8W with LED man
--------------	--------------------------------------

Kit of spare gasket bases for 3/2 valves

0226009000	Kit of spare gasket bases for 3/2 valves
------------	--

Kit of spare gasket bases for 5/2 - 5/3 valves

0226009001	Kit of spare gasket bases for 5/2-5/3 valves
------------	--

MACH 11 VALVES

Code Description


MACH 11 VALVES, PNEUMATIC



Monostable	
7061010130	MPV 15 PNS OO - 5/2
7061010210	MPV 16 PNS CC - 5/3
7061010310	MPV 16 PNS OC - 5/3
7061010410	MPV 16 PNS PC - 5/3
Bistable	
7061010110	MPV 15 PNB OO - 5/2

Code Description


MACH 11 VALVES, SOLENOID-PNEUMATIC



Monostable	
7061020132	MSV 15 SOS OO 24VDC - 5/2 PLUG-IN
706102013M	MSV 15 SOS OO 24VDC - 5/2 M8
7061030132	MSV 15 SES OO 24VDC - 5/2 PLUG-IN
706103013M	MSV 15 SES OO 24VDC - 5/2 M8
7061020212	MSV 16 SOS CC 24VDC - 5/3 PLUG-IN
706102021M	MSV 16 SOS CC 24VDC - 5/3 M8
7061020312	MSV 16 SOS OC 24VDC - 5/3 PLUG-IN
706102031M	MSV 16 SOS OC 24VDC - 5/3 M8

Code	Description
7061020412	MSV 16 SOS PC 24VDC - 5/3 PLUG-IN
706102041M	MSV 16 SOS PC 24VDC - 5/3 M8
7061030212	MSV 16 SES CC 24VDC - 5/3 PLUG-IN
706103021M	MSV 16 SES CC 24VDC - 5/3 M8
7061030312	MSV 16 SES OC 24VDC - 5/3 PLUG-IN
706103031M	MSV 16 SES OC 24VDC - 5/3 M8
7061030412	MSV 16 SES PC 24VDC - 5/3 PLUG-IN
706103041M	MSV 16 SES PC 24VDC - 5/3 M8
Bistable	
7061020112	MSV 15 SOB OO 24VDC - 5/2 PLUG-IN
706102011M	MSV 15 SOB OO 24VDC - 5/2 M8
7061030112	MSV 15 SEB OO 24VDC - 5/2 PLUG-IN
706103011M	MSV 15 SEB OO 24VDC - 5/2 M8

ACCESSORIES MACH 11 VALVES MANIFOLD BASES



0227400201	Base, 2 posn. for Mach 11
0227400301	Base, 3 posn. for Mach 11
0227400401	Base, 4 posn. for Mach 11

0227400601	Base, 6 posn. for Mach 11
0227400801	Base, 8 posn. for Mach 11
0227400200	Separate feed manifold base for Mach 11
0227400101	90° end plate 1/4 Mach 11
0227400100	Straight end plate 1/4 for Mach 11
0227400500	Blanking plate for Mach 11
0227400503	M7 feed block for Mach 11
0227400000	Diaphragm for Mach 11 bases
0227400504	Fixing plate for Mach 11 bases


ACCESSORIES MACH 11 VALVES

CONNECTION BRACKETS ON THE BAR OMEGA (DIN EN 50022)



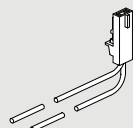
0227300600	Connection brackets on DIN bar
------------	--------------------------------

M8 STRAIGHT CONNECTOR WITH CABLE



02400A0100	M8 female 3 PIN HIGH FLEX CL6 connector with cable L = 1 m
02400A0250	M8 female 3 PIN HIGH FLEX CL6 connector with cable L = 2.5 m
02400A0500	M8 female 3 PIN HIGH FLEX CL6 connector with cable L = 5 m
02400A1000	M8 female 3 PIN HIGH FLEX CL6 connector with cable L = 10 m

PLUG-IN CONNECTOR



W0970512000	Plug-in connector for MACH 11 L = 300
W0970512007	Plug-in connector for MACH 11 L = 1 m
W0970512002	Plug-in connector for MACH 11 L = 2 m

90° M8 CONNECTOR WITH CABLE



02400B0100	M8 female 3 PIN 90° HIGH FLEX CL6 connector with cable L = 1 m
02400B0250	M8 female 3 PIN 90° HIGH FLEX CL6 connector with cable L = 2.5 m
02400B0500	M8 female 3 PIN 90° HIGH FLEX CL6 connector with cable L = 5 m
02400B1000	M8 female 3 PIN 90° HIGH FLEX CL6 connector with cable L = 10 m

SPARE PARTS MACH 11 VALVES

PLUG-IN PILOT



722113541100	PLT 10 24 VDC 0.9W with LED man
--------------	---------------------------------

M8 PILOT



7222M3541100	PLT-10 3/2 NC 0.8W 24VDC LED M8 with manual
--------------	---

MACH 16 VALVES

Code Description

MACH 16 VALVES MPV, PNEUMATIC



Monostable	
7062010100	MPV 25 PNP OO - 5/2
7062010130	MPV 25 PNS OO - 5/2
7062010210	MPV 26 PNS CC - 5/3
7062010310	MPV 26 PNS OC - 5/3
7062010410	MPV 26 PNS PC - 5/3
Bistable	
7062010110	MPV 25 PNB OO - 5/2

Code Description

MACH 16 VALVES MPV, SOLENOID/PNEUMATIC



Monostable	
7062020102	MSV 25 SOP OO 24VDC - 5/2
7062020103	MSV 25 SOP OO 24VAC - 5/2
7062020104	MSV 25 SOP OO 110VAC - 5/2
7062020105	MSV 25 SOP OO 220VAC - 5/2
7062020132	MSV 25 SOS OO 24VDC - 5/2
7062020133	MSV 25 SOS OO 24VAC - 5/2
7062020134	MSV 25 SOS OO 110VAC - 5/2
7062020135	MSV 25 SOS OO 220VAC - 5/2
7062030132	MSV 25 SES OO 24VDC - 5/2
7062030133	MSV 25 SES OO 24VAC - 5/2
7062030134	MSV 25 SES OO 110VAC - 5/2
7062030135	MSV 25 SES OO 220VAC - 5/2
7062020212	MSV 26 SOS CC 24VDC - 5/3
7062020213	MSV 26 SOS CC 24VAC - 5/3
7062020214	MSV 26 SOS CC 110VAC - 5/3
7062020215	MSV 26 SOS CC 220VAC - 5/3
7062020312	MSV 26 SOS OC 24VDC - 5/3
7062020313	MSV 26 SOS OC 24VAC - 5/3
7062020314	MSV 26 SOS OC 110VAC - 5/3
7062020315	MSV 26 SOS OC 220VAC - 5/3

Code	Description
7062020412	MSV 26 SOS PC 24VDC - 5/3
7062020413	MSV 26 SOS PC 24VAC - 5/3
7062020414	MSV 26 SOS PC 110VAC - 5/3
7062020415	MSV 26 SOS PC 220VAC - 5/3
7062030212	MSV 26 SES CC 24VDC - 5/3
7062030213	MSV 26 SES CC 24VAC - 5/3
7062030214	MSV 26 SES CC 110VAC - 5/3
7062030215	MSV 26 SES CC 220VAC - 5/3
7062030312	MSV 26 SES OC 24VDC - 5/3
7062030313	MSV 26 SES OC 24VAC - 5/3
7062030314	MSV 26 SES OC 110VAC - 5/3
7062030315	MSV 26 SES OC 220VAC - 5/3
7062030412	MSV 26 SES PC 24VDC - 5/3
7062030413	MSV 26 SES PC 24VAC - 5/3
7062030414	MSV 26 SES PC 110VAC - 5/3
7062030415	MSV 26 SES PC 220VAC - 5/3
Bistable	
7062020112	MSV 25 SOB OO 24VDC - 5/2
7062020113	MSV 25 SOB OO 24VAC - 5/2
7062020114	MSV 25 SOB OO 110VAC - 5/2
7062020115	MSV 25 SOB OO 220VAC - 5/2
7062030112	MSV 25 SEB OO 24VDC - 5/2
7062030113	MSV 25 SEB OO 24VAC - 5/2
7062030114	MSV 25 SEB OO 110VAC - 5/2
7062030115	MSV 25 SEB OO 220VAC - 5/2

COILS AND CONNECTORS see page 75

SPARE PARTS MACH 16 VALVES

COIL MACH 16 (OLD)



W4015101000	In-line pilot M16 24VDC (OLD)
W4015101010	In-line pilot M16 24VAC 50/60 Hz
W4015101020	In-line pilot M16 110VAC 50/60 Hz
W4015101030	In-line pilot M16 220VAC 50/60 Hz

COIL MACH 16 (NEW)



W4015301000	In-line pilot M16 24VDC
W4015301010	In-line pilot M16 24VAC 50/60 Hz
W4015301020	In-line pilot M16 110VAC 50/60 Hz
W4015301030	In-line pilot M16 220VAC 50/60 Hz

NB: if the pilot to be replaced bears the writing CE, you have to order among the NEW pilots, otherwise order among the OLD pilots

MANIFOLD BASES FOR MACH 16 VALVES

MANIFOLD BASES FOR MACH 16 VALVES



0227100201	Input end-plate kit M16/VDMA
0227100150	Manifold base kit M16
0227100301	Manifold base kit-separate feed M16
0227100302	Manifold base kit-exhaust feed M16
0227100200	Output end-plate kit M16/VDMA
0225004500	Mach 16 base blanking plate
0227100000	Intermediate diaphragm

CONNECTION BRACKETS ON THE BAR OMEGA (DIN EN 50022)




0227300600	Connection brackets on DIN bar
------------	--------------------------------

ACCESSORIES FOR MANIFOLD BASES FOR MACH 16 VALVES

Code	Description	Code	Description	Code	Description
MULTIPLE BASES FOR MACH 16 VALVES		ADAPTOR FOR BAR OMEGA (DIN EN 50022)		GASKET KIT (FOR OLD BASES)	
					
0225000201	Base CVM.PN-08-02-0-000	0225004600	Omega-adaptor Mach 16	0226007001	M16 multiple base gasket kit
0225000401	Base CVM.PN-08-04-0-000				
0225000601	Base CVM.PN-08-06-0-000				
0225000801	Base CVM.PN-08-08-0-000				
0225001001	Base CVM.PN-08-10-0-000				
0225001201	Base CVM.PN-08-12-0-000				
		INTERMEDIATE DIAPHRAGM		KIT OF SPARE INTEGRATED GASKET	
					
		0227100001	Multiple base diaphragm	0226007003	Kit of M16 multiple base integrated gaskets


MULTIPLE CONNECTORS MACH 16

MACH 16 VALVES FOR MULTIPLE CONNECTOR

					
			Monostable 5/3, solenoid/pneumatic - closed centres		
		7062040212	MSV 26 SMS CC 24VDC		
		7062040213	MSV 26 SMS CC 24VAC		
			Monostable 5/3, solenoid/pneumatic, pilot-assisted - closed centres		
		7062060212	MSV 26 SCS CC 24VDC		
		7062060213	MSV 26 SCS CC 24VAC		
			Monostable 5/3, solenoid/pneumatic - open centres		
		7062040312	MSV 26 SMS OC 24VDC		
		7062040313	MSV 26 SMS OC 24VAC		
			Monostable 5/3, solenoid/pneumatic, pilot-assisted - open centres		
		7062060312	MSV 26 SCS OC 24VDC		
		7062060313	MSV 26 SCS OC 24VAC		
			Monostable 5/3, solenoid/pneumatic - pressure centres		
		7062040412	MSV 26 SMS PC 24VDC		
		7062040413	MSV 26 SMS PC 24VAC		
			Monostable 5/3, solenoid/pneumatic, pilot-assisted - pressure centres		
		7062060412	MSV 26 SCS PC 24VDC		
		7062060413	MSV 26 SCS PC 24VAC		
			Monostable 5/2, solenoid/pneumatic - mechanical spring		
		7062040132	MSV 25 SMS OO 24VDC		
		7062040133	MSV 25 SMS OO 24VAC		
			Monostable 5/2, solenoid/pneumatic, pilot-assisted - mechanical spring		
		7062060132	MSV 25 SCS OO 24VDC		
		7062060133	MSV 25 SCS OO 24VAC		
			Monostable 5/2, solenoid/pneumatic - pneumatic spring		
		7062040102	MSV 25 SMP OO 24VDC		
		7062040103	MSV 25 SMP OO 24VAC		
			Bistable 5/2, solenoid/pneumatic		
		7062040112	MSV 25 SMB OO 24VDC		
		7062040113	MSV 25 SMB OO 24VAC		
			Bistable 5/2, solenoid/pneumatic, pilot-assisted		
		7062060112	MSV 25 SCB OO 24VDC		
		7062060113	MSV 25 SCB OO 24VAC		

SPARE PARTS MULTIPLE CONNECTORS MACH 16

PILOT

					
W4015201000	Pilot - multiple connection 24 VDC - OLD				
W4015201010	Pilot - multiple connection 24 VAC - OLD				
W4015401000	In-line pilot 24 VDC				
W4015401010	In-line pilot 24 VAC				
<p>N.B.: if the pilot to be replaced bears the writing CE, you have to order among the NEW pilots, otherwise order among the OLD pilots.</p>					

BASES WITH MULTIPLE CONNECTION

Code	Description	Code	Description	Code	Description
		Bistable solenoid/pneumatic base with 10 positions			
		0225201001	CVM base EP-08-10-B-MCN 24VDC		
		0225501001	CVM base EP-08-10-B-WC5 24VDC		
		0225211001	CVM base EP-08-10-B-MCN 24VAC		
		0225511001	CVM base EP-08-10-B-WC5 24VAC		
Monostable solenoid/pneumatic base with 4, 6, 8, 10, 12 positions		Bistable solenoid/pneumatic base with 4, 6, 8 positions			
		0225100401	CVM base EP-08-04-M-MCN 24VDC	0225200401	CVM base EP-08-04-B-MCN 24VDC
		0225100601	CVM base EP-08-06-M-MCN 24VDC	0225200601	CVM base EP-08-06-B-MCN 24VDC
		0225100801	CVM base EP-08-08-M-MCN 24VDC	0225200801	CVM base EP-08-08-B-MCN 24VDC
		0225101001	CVM base EP-08-10-M-MCN 24VDC	0225500401	CVM base EP-08-04-B-WC5 24VDC
		0225101201	CVM base EP-08-12-M-MCN 24VDC	0225500601	CVM base EP-08-06-B-WC5 24VDC
		0225400401	CVM base EP-08-04-M-WC5 24VDC	0225500801	CVM base EP-08-08-B-WC5 24VDC
		0225400601	CVM base EP-08-06-M-WC5 24VDC	0225210401	CVM base EP-08-04-B-MCN 24VAC
		0225400801	CVM base EP-08-08-M-WC5 24VDC	0225210601	CVM base EP-08-06-B-MCN 24VAC
		0225401001	CVM base EP-08-10-M-WC5 24VDC	0225210801	CVM base EP-08-08-B-MCN 24VAC
		0225401201	CVM base EP-08-12-M-WC5 24VDC	0225510401	CVM base EP-08-04-B-WC5 24VAC
		0225110401	CVM base EP-08-04-M-MCN 24VAC	0225510601	CVM base EP-08-06-B-WC5 24VAC
		0225110601	CVM base EP-08-06-M-MCN 24VAC	0225510801	CVM base EP-08-08-B-WC5 24VAC
		0225110801	CVM base EP-08-08-M-MCN 24VAC	Additional monostable solenoid/pneumatic base with 4, 6, 8 positions	
		0225111001	CVM base EP-08-10-M-MCN 24VAC	0225300401	CVM base EP-08-04-M-ACM 24VDC
		0225111201	CVM base EP-08-12-M-MCN 24VAC	0225300601	CVM base EP-08-06-M-ACM 24VDC
0225410401	CVM base EP-08-04-M-WC5 24VAC	0225300801	CVM base EP-08-08-M-ACM 24VDC		
0225410601	CVM base EP-08-06-M-WC5 24VAC	0225310401	CVM base EP-08-04-M-ACM 24VAC		
0225410801	CVM base EP-08-08-M-WC5 24VAC	0225310601	CVM base EP-08-06-M-ACM 24VAC		
0225411001	CVM base EP-08-10-M-WC5 24VAC	0225310801	CVM base EP-08-08-M-ACM 24VAC		
0225411201	CVM base EP-08-12-M-WC5 24VAC				
Bistable solenoid/pneumatic base with 12 positions					
0225201201	CVM base EP-08-12-B-MCN 24VDC				
0225501201	CVM base EP-08-12-B-WC5 24VDC				
0225211201	CVM base EP-08-12-B-MCN 24VAC				
0225511201	CVM base EP-08-12-B-WC5 24VAC				

VALVES

MODULAR MULTIPLE CONNECTOR KIT

MAIN KIT - VERSION WITH CONNECTOR



0226500401	Connect. PPO 08 04 24VDC
0226510401	Connect. PPO 08 04 24VAC
0226500601	Connect. PPO 08 06 24VDC
0226510601	Connect. PPO 08 06 24VAC
0226500801	Connect. PPO 08 08 24VDC
0226510801	Connect. PPO 08 08 24VAC
0226501001	Connect. PPO 08 10 24VDC
0226511001	Connect. PPO 08 10 24VAC
0226501201	Connect. PPO 08 12 24VDC
0226511201	Connect. PPO 08 12 24VAC

MAIN MULTIPLE PRE-WIRED CONNECTION KIT



0226400401	Connect. PP5 08 04 24VDC
0226410401	Connect. PP5 08 04 24VAC
0226400601	Connect. PP5 08 06 24VDC
0226410601	Connect. PP5 08 06 24VAC
0226400801	Connect. PP5 08 08 24VDC
0226410801	Connect. PP5 08 08 24VAC
0226401001	Connect. PP5 08 10 24VDC
0226411001	Connect. PP5 08 10 24VAC
0226401201	Connect. PP5 08 12 24VDC
0226411201	Connect. PP5 08 12 24VAC

SECONDARY KIT



0226200401	Connect. SOO 08 04 24VDC
0226210401	Connect. SOO 08 04 24VAC
0226200601	Connect. SOO 08 06 24VDC
0226210601	Connect. SOO 08 06 24VAC
0226200801	Connect. SOO 08 08 24VDC
0226210801	Connect. SOO 08 08 24VAC

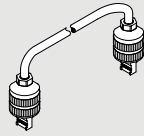
ADDITIONAL SECONDARY KIT



0226300401	Connect. SAO 08 04 24VDC
0226310401	Connect. SAO 08 04 24VAC
0226300601	Connect. SAO 08 06 24VDC
0226310601	Connect. SAO 08 06 24VAC
0226300801	Connect. SAO 08 08 24VDC
0226310801	Connect. SAO 08 08 24VAC

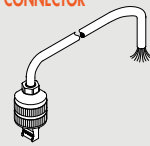
ACCESSORIES MULTIPLE CONNECTION

Code **Description**
10-WIRE RETURN CABLE



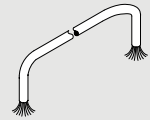
0226150022 10 conductors cable L=22 CM
022615.... Please contact our sales offices
Length in cm
 Please contact our sales offices

10-WIRE RETURN CABLE - ONE END WITH CONNECTOR



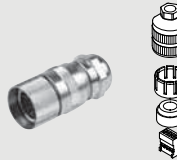
022613.... 10-wire return cable - one end with connector
Length in cm
 Please contact our sales offices

CABLE WITH 10 CONNECTORS



0226107201 10-wire cable

10-WIRE CONNECTOR KIT



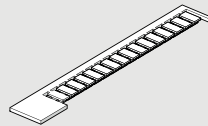
0226170002 10-wire connector kit

Code **Description**
19-WIRE CABLE, ONE END WITH CONNECTOR



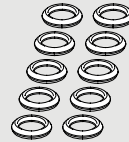
0226140250 19-wire cable, one end with connector L = 2.5 m
0226140500 19-wire cable, one end with connector L = 5 m
0226141000 19-wire cable, one end with connector L = 10 m
0226141500 19-wire cable, one end with connector L = 15 m
0226142000 19-wire cable, one end with connector L = 20 m
0226143000 19-wire cable, one end with connector L = 30 m

IDENTIFICATION PLATE KIT



0226107000 Identification plate kit

ELECTRIC CONTACT GASKETS



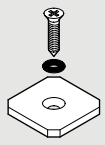
0226107001 Set of electric contact gaskets

SET OF MULTIPLE BASE GASKETS



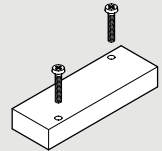
0226007001 Set of M16 multiple base gaskets

Code **Description**
ELECTRIC CONNECTION BLANKING PLATE



0225004502 Mach 16 electric connection blanking plate

BASE BLANKING PLATE



0225004500 Mach 16 base blanking plate

MALE CONNECTOR



W0970504021 Male connector 2 mm

KIT OF MULTIPLE BASE GASKETS



0226007003 Kit of M16 multiple base integrate gaskets

REDUCER WITH GAUGE FOR VALVES, SERIES RMV



9061601 Mini-reducer with gauge for RMV series valves

VALVES TO ISO 15407-1/ VDMA 24563-02 SERIES MACH 18

MACH 18 ISO 15407-1/VDMA 24563-02 MPV PNEUMATIC




Monostable

7063010130 MPV D5 PNS OO - 5/2
7063010210 MPV D6 PNS CC - 5/3
7063010310 MPV D6 PNS OC - 5/3
7063010410 MPV D6 PNS PC - 5/3

Bistable

7063010110 MPV D5 PNB OO - 5/2

MACH 18 ISO 15407-1/VDMA 24563-02 SOLENOID/PNEUMATIC MSV



Monostable

7063020132 MSV D5 SOS OO 24VDC - 5/2
7063020133 MSV D5 SOS OO 24VAC - 5/2
7063020134 MSV D5 SOS OO 110VAC - 5/2
7063020135 MSV D5 SOS OO 220VAC - 5/2
7063030132 MSV D5 SES OO 24VDC - 5/2
7063030133 MSV D5 SES OO 24VAC - 5/2
7063030134 MSV D5 SES OO 110VAC - 5/2
7063030135 MSV D5 SES OO 220VAC - 5/2
7063020212 MSV D6 SOS CC 24VDC - 5/3
7063020213 MSV D6 SOS CC 24VAC - 5/3
7063020214 MSV D6 SOS CC 110VAC - 5/3
7063020215 MSV D6 SOS CC 220VAC - 5/3
7063020312 MSV D6 SOS OC 24VDC - 5/3
7063020313 MSV D6 SOS OC 24VAC - 5/3
7063020314 MSV D6 SOS OC 110VAC - 5/3
7063020315 MSV D6 SOS OC 220VAC - 5/3
7063020412 MSV D6 SOS PC 24VDC - 5/3
7063020413 MSV D6 SOS PC 24VAC - 5/3
7063020414 MSV D6 SOS PC 110VAC - 5/3
7063020415 MSV D6 SOS PC 220VAC - 5/3

7063030212 MSV D6 SES CC 24VDC - 5/3
7063030213 MSV D6 SES CC 24VAC - 5/3
7063030214 MSV D6 SES CC 110VAC - 5/3
7063030215 MSV D6 SES CC 220VAC - 5/3
7063030312 MSV D6 SES OC 24VDC - 5/3
7063030313 MSV D6 SES OC 24VAC - 5/3
7063030314 MSV D6 SES OC 110VAC - 5/3
7063030315 MSV D6 SES OC 220VAC - 5/3
7063030412 MSV D6 SES PC 24VDC - 5/3
7063030413 MSV D6 SES PC 24VAC - 5/3
7063030414 MSV D6 SES PC 110VAC - 5/3
7063030415 MSV D6 SES PC 220VAC - 5/3
Bistable
7063020112 MSV D5 SOB OO 24VDC - 5/2
7063020113 MSV D5 SOB OO 24VAC - 5/2
7063020114 MSV D5 SOB OO 110VAC - 5/2
7063020115 MSV D5 SOB OO 220VAC - 5/2
7063030112 MSV D5 SEB OO 24VDC - 5/2
7063030113 MSV D5 SEB OO 24VAC - 5/2
7063030114 MSV D5 SEB OO 110VAC - 5/2
7063030115 MSV D5 SEB OO 220VAC - 5/2

CONNECTORS see page 75



VALVES SERIES 70 SAFE AIR®

Code **Description**
SINGLE VALVE SERIES 70 SAFE AIR®



3/2 Monostable - 1/8"
7015020200 SOV 23 SOS NC 3F
7015120200 SOV 23 SOS NC M8
7015220200 SOV 23 SOS NC AT
7015020500 SOV 23 SES NC 3F
7015120500 SOV 23 SES NC M8
7015220500 SOV 23 SES NC AT

3/2 Monostable - 1/4"
7025020200 SOV 33 SOS NC 3F
7025120200 SOV 33 SOS NC M8
7025220200 SOV 33 SOS NC AT
7025020500 SOV 33 SES NC 3F
7025120500 SOV 33 SES NC M8
7025220500 SOV 33 SES NC AT

3/2 Monostable - 3/8"
7045020200 SOV C3 SOS NC 3F
7045120200 SOV C3 SOS NC M8
7045220200 SOV C3 SOS NC AT
7045020500 SOV C3 SES NC 3F
7045120500 SOV C3 SES NC M8
7045220500 SOV C3 SES NC AT

Code **Description**
DOUBLE VALVE SERIES 70 SAFE AIR®

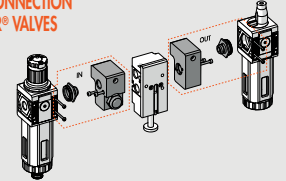


Double 3/2 monostable 1/8"
7015020210 SOV 23 SOS DD 3F
7015120210 SOV 23 SOS DD M8
7015220210 SOV 23 SOS DD AT
7015020510 SOV 23 SES DD 3F
7015120510 SOV 23 SES DD M8
7015220510 SOV 23 SES DD AT

Double 3/2 monostable 1/4"
7025020210 SOV 33 SOS DD 3F
7025120210 SOV 33 SOS DD M8
7025220210 SOV 33 SOS DD AT
7025020510 SOV 33 SES DD 3F
7025120510 SOV 33 SES DD M8
7025220510 SOV 33 SES DD AT

Double 3/2 monostable 3/8"
7045020210 SOV C3 SOS DD 3F
7045120210 SOV C3 SOS DD M8
7045220210 SOV C3 SOS DD AT
7045020510 SOV C3 SES DD 3F
7045120510 SOV C3 SES DD M8
7045220510 SOV C3 SES DD AT

Code **Description**
SY1 - SY2 KIT FOR CONNECTION TO SERIE 70 SAFE AIR® VALVES



See at the page 107

COILS AND CONNECTORS see page 75

VALVES

VALVES ISO 5599/1 SERIES SAFE AIR®

SINGLE VALVE ISO 5599/1 SERIES SAFE AIR®



5/2 Monostable - ISO 1
7057021100 ISV 55 SOS OO 3F
7057121100 ISV 55 SOS OO M8
7057221100 ISV 55 SOS OO AT
7057021400 ISV 55 SES OO 3F
7057121400 ISV 55 SES OO M8
7057221400 ISV 55 SES OO AT

5/2 Monostable - ISO 2
7058021100 ISV 65 SOS OO 3F
7058121100 ISV 65 SOS OO M8
7058221100 ISV 65 SOS OO AT
7058021400 ISV 65 SES OO 3F
7058121400 ISV 65 SES OO M8
7058221400 ISV 65 SES OO AT

5/2 Monostable - ISO 3
7059021100 ISV 75 SOS OO 3F
7059121100 ISV 75 SOS OO M8
7059221100 ISV 75 SOS OO AT
7059021400 ISV 75 SES OO 3F
7059121400 ISV 75 SES OO M8
7059221400 ISV 75 SES OO AT

DOUBLE VALVE ISO 5599/1 SERIES SAFE AIR®



Double 5/2 monostable - ISO 1
7057021110 ISV 55 SOS DD 3F
7057121110 ISV 55 SOS DD M8
7057221110 ISV 55 SOS DD AT
7057021410 ISV 55 SES DD 3F
7057121410 ISV 55 SES DD M8
7057221410 ISV 55 SES DD AT

Double 5/2 monostable - ISO 2
7058021110 ISV 65 SOS DD 3F
7058121110 ISV 65 SOS DD M8
7058221110 ISV 65 SOS DD AT
7058021410 ISV 65 SES DD 3F
7058121410 ISV 65 SES DD M8
7058221410 ISV 65 SES DD AT

Double 5/2 monostable - ISO 3
7059021110 ISV 75 SOS DD 3F
7059121110 ISV 75 SOS DD M8
7059221110 ISV 75 SOS DD AT
7059021410 ISV 75 SES DD 3F
7059121410 ISV 75 SES DD M8
7059221410 ISV 75 SES DD AT

COILS AND CONNECTORS see page 75





COILS AND CONNECTORS L=15 mm, L=22 mm, L=30 mm

Description	Code	Serie 70 and NAMUR	Serie BASIC	PIV.M	PIV BASE	PIV LINEA	CNOMO	MACH 16 MACH 18	ISO 5599/1 SERIE IPV-ISV	SERIE 70 SAFE AIR	ISO 5599/1 SERIE SAFE AIR	EV-FLUID	SYNTESI	SKILLAIR	NEW DEAL
COILS SIDE 22 mm															
COIL FOR PIV.I SOLENOID VALVES															
Coil 22 Ø 8 5W-12VDC 12VDC	W0215000051				X	X									
Coil 22 Ø 8 5W-24VDC 24VDC	W0215000001				X	X									
Coil 22 Ø 8 5VA-24VAC 24V 50/60Hz	W0215000011				X	X									
Coil 22 Ø 8 5VA-110VAC 110V 50/60Hz	W0215000021				X	X									
Coil 22 Ø 8 5VA-220VAC 220V 50/60Hz	W0215000031				X	X									
COIL FOR 70 SERIES, NAMUR, CNOMO SOLENOID, ISO 5599/1 SOLENOID SERIE ISV, SAFE AIR®															
Coil 22 Ø8 BA 2W-12VDC 12VDC	W0215000151	X	X				X		X	X	X		X	X	
Coil 22 Ø8 BA 2W-24VDC 24VDC	W0215000101	X	X				X		X	X	X		X	X	X
Coil 22 Ø8 BA 3.5VA-24VAC 24V 50/60Hz	W0215000111	X	X				X		X	X	X		X	X	X
Coil 22 Ø8 BA 3.5VA-110VAC 110V 50/60Hz	W0215000121	X	X				X		X	X	X		X	X	X
Coil 22 Ø8 BA 3.5VA-220VAC 220V 50/60Hz	W0215000131	X	X				X		X	X	X		X	X	X
COILS FOR PIV.T SOLENOID VALVES															
Coil 22 Ø9 3.8W-24VDC 24VDC	W0216000001				X										
Coil 22 Ø9 6.5VA-24VAC 24V 50/60Hz	W0216000011				X										
Coil 22 Ø9 6.5VA-110VAC 110V 50/60Hz	W0216000021				X										
Coil 22 Ø9 6.5VA-220VAC 220V 50/60Hz	W0216000031				X										
"UL AND "CSA" COILS FOR APR AND V3V FOR 70 SERIES, NAMUR, CNOMO SOLENOID, ISO 5599/1 SOLENOID SERIE ISV, SAFE AIR®															
Coil 22 Ø8 BA 2W-12VDC 12VDC UR	W0215000251	X	X				X		X	X	X		X	X	X
Coil 22 Ø8 BA 2W-24VDC 24VDC UR	W0215000201	X	X				X		X	X	X		X	X	X
Coil 22 Ø8 BA 3.5VA-24VAC 50/60Hz UR	W0215000211	X	X				X		X	X	X		X	X	X
Coil 22 Ø8 BA 3.5VA-110VAC 50/60Hz UR	W0215000221	X	X				X		X	X	X		X	X	X
Coil 22 Ø8 BA 3.5VA-220VAC 50/60Hz UR	W0215000231	X	X				X		X	X	X		X	X	X
TYPE 3 FOR EV-FLUID VALVES															
Coil 22 Ø10 Type 3, 6.5W 12VDC	W0911100001											X			
Coil 22 Ø10 Type 3, 6.5W 24VDC	W0911100002											X			
Coil 22 Ø10 Type 3, 8VA 24V 50/60Hz	W0911100003											X			
Coil 22 Ø10 Type 3, 8VA 110V 50/60Hz	W0911100004											X			
Coil 22 Ø10 Type 3, 8VA 220V 50/60Hz	W0911100005											X			

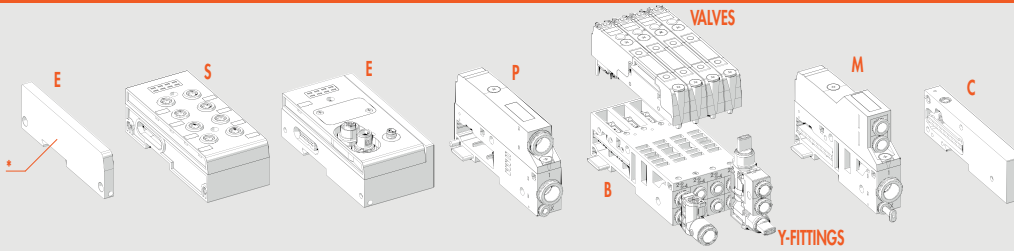
COILS SIDE 30 mm




COILS FOR PIV.B SOLENOID VALVES															
Coil 30 Ø13 10W-24VDC 24Vcc	W0216001001				X	X								X	
Coil 30 Ø13 13VA-24VAC 24V 50/60Hz	W0216001011				X	X								X	
Coil 30 Ø13 13VA-110VAC 110V 50/60Hz	W0216001021				X	X								X	
Coil 30 Ø13 13VA-220VAC 220V 50/60Hz	W0216001031				X	X								X	
COIL FOR CNOMO SOLENOID, ISO 5599/1 SOLENOID SERIE ISV															
Coil 30 Ø8 2W-24VDC 24Vcc	W0210010100						X		X		X		X	X	X
Coil 30 Ø8 3.5VA-24VAC 24V 50/60 HZ	W0210011100						X		X		X		X	X	X
Coil 30 Ø8 3.5VA-110VAC 110V 50/60Hz	W0210012100						X		X		X		X	X	X
Coil 30 Ø8 3.5VA-220VAC 220V 50/60 HZ	W0210013100						X		X		X		X	X	X
KIT FOR COIL EEXM FOR 70 SERIES, ISO 5599/1 SOLENOID SERIE ISV, SAFE AIR®															
Kit for coil 30 24 VDC EEXMT5 cable 3m	0227606913								X	X	X		X	X	X
Kit for coil 30 24 VDC EEXMT5 cable 5m	0227606915								X	X	X		X	X	X
Kit for coil 30 24 VAC EEXMT5 cable 3m	0227608013								X	X	X		X	X	X
Kit for coil 30 24 VAC EEXMT5 cable 5m	0227608015								X	X	X		X	X	X
Kit for coil 30 110 VAC EEXMT5 cable 3m	0227608023								X	X	X		X	X	X
Kit for coil 30 110 VAC EEXMT5 cable 5m	0227608025								X	X	X		X	X	X
Kit for coil 30 230 VAC EEXMT5 cable 3m	0227608033								X	X	X		X	X	X
Kit for coil 30 230 VAC EEXMT5 cable 5m	0227608035								X	X	X		X	X	X
TYPE 4 FOR EV-FLUID VALVES															
Coil 30 Ø10 Type 4, 5W 12VDC	W0911100006											X			
Coil 30 Ø10 Type 4, 5W 24VDC	W0911100007											X			
Coil 30 Ø10 Type 4, 11VA 24V 50/60Hz	W0911100008											X			
Coil 30 Ø10 Type 4, 11VA 110V 50/60Hz	W0911100009											X			
Coil 30 Ø10 Type 4, 11VA 220V 50/60Hz	W0911100010											X			
TYPE 2 FOR EV-FLUID VALVES															
Coil 30 Ø13 Type 2, 10W 12VDC	W0911100011											X			
Coil 30 Ø13 Type 2, 10W 24VDC	W0911100012											X			
Coil 30 Ø13 Type 2, 15VA 24V 50/60Hz	W0911100013											X			
Coil 30 Ø13 Type 2, 15VA 110V 50/60Hz	W0911100014											X			
Coil 30 Ø13 Type 2, 15VA 220V 50/60Hz	W0911100015											X			

Description Diameter	Code	Serie 70 and NAMUR	Serie BASIC	PIV.M	PIV BASE	PIV LINEA	CNOMO	MACH 16 MACH 18	ISO 5599/1 SERIE IPV-ISV	SERIE 70 SAFE AIR	ISO 5599/1 SERIE SAFE AIR	EV-FLUID	SYNTESI	SKILLAIR	NEW DEAL
COILS SIDE 36 mm															
TYPE 5 FOR EV-FLUID VALVES															
Coil 36 Ø13 Type 5, 27W 12VDC	W0911100016											X			
Coil 36 Ø13 Type 5, 27W 24VDC	W0911100017											X			
Coil 36 Ø13 Type 5, 30VA 24V 50/60Hz	W0911100018											X			
Coil 36 Ø13 Type 5, 30VA 110V 50/60Hz	W0911100019											X			
Coil 36 Ø13 Type 5, 30VA 220V 50/60Hz	W0911100020											X			
KIT COILS SIDE 22 IP65															
 Kit for coils 22 - IP65	0222100100	X	X						X	X	X		X	X	X
CONNECTORS SIDE 15 mm															
MICRO ELECTRIC CONNECTOR 15 mm															
 Conn. 15 STD - black	W0970500011			X											
Conn. 15 LED 24V - transparent	W0970500012			X											
Conn. 15 LED 110V - transparent	W0970500013			X											
Conn. 15 LED VDR 24V - transparent	W0970500015			X											
Conn. 15 LED VDR 110V - transparent	W0970500016			X											
CONNECTOR 15 mm SHAPE C TO DIN 43650 FOR MACH 16 AND MACH 18															
Conn. 15 mm shape C DIN 43650	W0970501021							X							
Conn. 15 mm shape C DIN 43650 LED 24V	W0970501022							X							
Conn. 15 mm shape C DIN 43650 LED+VDR 24V	W0970501025							X							
CONNECTORS SIDE 22 mm															
CONNECTORS FOR 70 SERIES, NAMUR, PIV-I-PIV.T, CNOMO SOLENOID, ISO 5599/1 SOLENOID SERIE ISV															
 Connect. Standard 22mm Black	W0970510011	X	X		X	X	X		X	X	X	X	X	X	X
Connect. LED 24V 22mm Transparent	W0970510012	X	X		X	X	X		X	X	X	X	X	X	X
Connect. LED 110V 22mm Transparent	W0970510013	X	X		X	X	X		X	X	X	X	X	X	X
Connect. LED 220V 22mm Transparent	W0970510014	X	X		X	X	X		X	X	X	X	X	X	X
Connect. LED + VDR 24V 22mm Transparent	W0970510015	X	X		X	X	X		X	X	X	X	X	X	X
Connect. LED + VDR 110V 22mm Transparent	W0970510016	X	X		X	X	X		X	X	X	X	X	X	X
Connect. LED + VDR 220V 22mm Transparent	W0970510017	X	X		X	X	X		X	X	X	X	X	X	X
Connect. Atex II 2 GD 22mm Black	W0970510070	X	X		X	X	X		X	X	X	X	X	X	X
CONNECTORS SIDE 30 mm															
CONNECTORS FOR PIV.B, CNOMO SOLENOID, ISO 5599/1 SOLENOID SERIE ISV															
 Connect. Standard 30mm Black	W0970520033				X	X	X		X		X	X	X	X	X
Connect. LED 24V 30mm Transparent	W0970520034				X	X	X		X		X	X	X	X	X
Connect. LED 110V 30mm Transparent	W0970520035				X	X	X		X		X	X	X	X	X
Connect. LED 220V 30mm Transparent	W0970520036				X	X	X		X		X	X	X	X	X
Connect. LED + VDR 24V 30mm Transparent	W0970520037				X	X	X		X		X	X	X	X	X
Connect. LED + VDR 110V 30mm Transparent	W0970520038				X	X	X		X		X	X	X	X	X
Connect. LED + VDR 220V 30mm Transparent	W0970520039				X	X	X		X		X	X	X	X	X


EB 80



SIGNAL MODULE - S


	Description	Code
	S01 Module with 8 M8 digital inputs	02282S01
	S02 Module with 8 M8 digital outputs	02282S02
	S03 Module with 6 M8 digital outputs + electrical supply	02282S03
	S04 Module with 4 M8 analogue inputs	02282S04
	S05 Module with 4 M8 analogue inputs	02282S05
	S06 Module with 16 digital terminal block Inputs	02282S06
	S07 Module with 16 digital terminal block Outputs	02282S07
	S08 Module with 4 M8 analogue inputs for temperature measurement	02282S08

ELECTRICAL CONNECTION - E

	Description	Code
	E025 Electrical connection 25-pin	02282E025
	E044 Electrical connection 44-pin	02282E044
	E0EN Electrical connection EtherNet/IP	02282E0EN
	E0EC Electrical connection EtherCAT	02282E0EC
	E0PN Electrical connection Profinet IO	02282E0PN
	E0CN Electrical connection CANopen	02282E0CN
	E0PB Electrical connection Profibus-DP	02282E0PB
	E0PL Electrical connection Ethernet POWERLINK	02282E0PL
	E0IO Electrical connection IO-Link	02282E0IO
	E0AD Additional electrical connection	02282E0AD

* nota regarding plate: Part included in the ELECTRICAL CONNECTION - E with Filedbus

COMPRESSED-AIR SUPPLY - P

Description	Code	Code	Code	Code
	P--Z00	P--Z--	P--Z60	P--Z90
	fitings	Silenced relief	Conveyed relief	Separate reliefs
Ø 8	02282P11Z00	02282P11Z10	02282P11Z60	
Ø 10	02282P21Z00	02282P21Z20	02282P21Z60	
Ø 12	02282P31Z00	02282P31Z30	02282P31Z60	
Ø 1/2	02282P51Z00	02282P51Z50	02282P51Z60	
Ø 8 assisted	02282P1XZ00	02282P1XZ10	02282P1XZ60	
Ø 10 assisted	02282P2XZ00	02282P2XZ20	02282P2XZ60	
Ø 12 assisted	02282P3XZ00	02282P3XZ30	02282P3XZ60	
Ø 1/2 assisted	02282P5XZ00	02282P5XZ50	02282P5XZ60	
Module for electric version only				02282P91Z90

BASES FOR VALVES - B

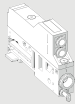
Description	Controls	Code	Code	Code	Code
		B30----0	B31----0	B32----0	B33----0
		Full-flow parts	Parts 1 sectioned after the first position	Parts 1, 3 and 5 sectioned after the first position	Parts 3 and 5 sectioned after the first position
3-position base for valves - without cartridges	3	02282B3031110	02282B3131110	02282B3231110	02282B3331110
3-position base for valves - Ø 4	3	02282B3034440	02282B3134440	02282B3234440	02282B3334440
3-position base for valves - Ø 6	3	02282B3036660	02282B3136660	02282B3236660	02282B3336660
3-position base for valves - Ø 8	3	02282B3038880	02282B3138880	02282B3238880	02282B3338880
3-position base for valves - Ø 1/4	3	02282B3032220	02282B3132220	02282B3232220	02282B3332220
3-position base for valves - without cartridges	6	02282B3061110	02282B3161110	02282B3261110	02282B3361110
3-position base for valves - Ø 4	6	02282B3064440	02282B3164440	02282B3264440	02282B3364440
3-position base for valves - Ø 6	6	02282B3066660	02282B3166660	02282B3266660	02282B3366660
3-position base for valves - Ø 8	6	02282B3068880	02282B3168880	02282B3268880	02282B3368880
3-position base for valves - Ø 1/4	6	02282B3062220	02282B3162220	02282B3262220	02282B3362220
		B40----			
4-position base for valves - without cartridges	4	02282B4041111			
4-position base for valves - Ø 4	4	02282B4044444			
4-position base for valves - Ø 6	4	02282B4046666			
4-position base for valves - Ø 8	4	02282B4048888			
4-position base for valves - Ø 1/4	4	02282B4042222			
4-position base for valves - without cartridges	8	02282B4081111			
4-position base for valves - Ø 4	8	02282B4084444			
4-position base for valves - Ø 6	8	02282B4086666			
4-position base for valves - Ø 8	8	02282B4088888			
4-position base for valves - Ø 1/4	8	02282B4082222			

VALVES



	Description	Code	
		Monostable manual control	Bistabil manual control
Z	2 valves 2/2 NC	708203Z0	708203Z1
L	2 valves 3/2 NC (valid as 5/3 OC)	708203L0	708203L1
W	2 valves 3/2 NO (valid as 5/3 PC)	708203W0	708203W1
L	3/2 NC + 3/2 NO	708203L0	708203L1
V	5/2 monostable	708203V0	708203V1
K	5/2 bistable	708203K0	708203K1
O	5/3 CC	708203O0	708203O1
G	3/2 NC high-flow	708203G0	708203G1
J	3/2 NO high-flow	708203J0	708203J1
R	Shut-off valve (V3V)	708203R0	708203R1
NO	Dummy valve	708203NO	
Y8	Bypass Ø 8	708203Y8	

INTERMEDIATE SUPPORT - M



Description	Code	Code	Code
M---0, without additional electric power supply	Silenced relief	Conveyed relief	Conveyed relief
Ø 8 full-flow ports	02282M100Z00	02282M100Z10	02282M100Z60
Ø 10 full-flow ports	02282M200Z00	02282M200Z20	02282M200Z60
Ø 12 full-flow ports	02282M300Z00	02282M300Z30	02282M300Z60
Ø 1/2 full-flow ports	02282M500Z00	02282M500Z50	02282M500Z60
Ø 8 part 1 closed	02282M110Z00	02282M110Z10	02282M110Z60
Ø 10 part 1 closed	02282M210Z00	02282M210Z20	02282M210Z60
Ø 12 part 1 closed	02282M310Z00	02282M310Z30	02282M310Z60
Ø 1/2 part 1 closed	02282M510Z00	02282M510Z50	02282M510Z60
Ø 8 ports 1, 3, 5 closed	02282M120Z00	02282M120Z10	02282M120Z60
Ø 10 ports 1, 3, 5 closed	02282M220Z00	02282M220Z20	02282M220Z60
Ø 12 ports 1, 3, 5 closed	02282M320Z00	02282M320Z30	02282M320Z60
Ø 1/2 ports 1, 3, 5 closed	02282M520Z00	02282M520Z50	02282M520Z60
Ø 8 ports 3, 5 closed	02282M130Z00	02282M130Z10	02282M130Z60
Ø 10 ports 3, 5 closed	02282M230Z00	02282M230Z20	02282M230Z60
Ø 12 ports 3, 5 closed	02282M330Z00	02282M330Z30	02282M330Z60
Ø 1/2 ports 3, 5 closed	02282M530Z00	02282M530Z50	02282M530Z60
Ø 8 ports 1, 3, 5 and X closed	02282M140Z00	02282M140Z10	02282M140Z60
Ø 10 ports 1, 3, 5 and X closed	02282M240Z00	02282M240Z20	02282M240Z60
Ø 12 ports 1, 3, 5 and X closed	02282M340Z00	02282M340Z30	02282M340Z60
Ø 1/2 ports 1, 3, 5 and X closed	02282M540Z00	02282M540Z50	02282M540Z60
M---1, with additional electric power supply			
Ø 8 full-flow ports	02282M101Z01	02282M101Z11	02282M101Z61
Ø 10 full-flow ports	02282M201Z01	02282M201Z21	02282M201Z61
Ø 12 full-flow ports	02282M301Z01	02282M301Z31	02282M301Z61
Ø 1/2 full-flow ports	02282M501Z01	02282M501Z51	02282M501Z61
Ø 8 part 1 closed	02282M111Z01	02282M111Z11	02282M111Z61
Ø 10 part 1 closed	02282M211Z01	02282M211Z21	02282M211Z61
Ø 12 part 1 closed	02282M311Z01	02282M311Z31	02282M311Z61
Ø 1/2 part 1 closed	02282M511Z01	02282M511Z51	02282M511Z61
Ø 8 ports 1, 3, 5 closed	02282M121Z01	02282M121Z11	02282M121Z61
Ø 10 ports 1, 3, 5 closed	02282M221Z01	02282M221Z21	02282M221Z61
Ø 12 ports 1, 3, 5 closed	02282M321Z01	02282M321Z31	02282M321Z61
Ø 1/2 ports 1, 3, 5 closed	02282M521Z01	02282M521Z51	02282M521Z61
Ø 8 ports 3, 5 closed	02282M131Z01	02282M131Z11	02282M131Z61
Ø 10 ports 3, 5 closed	02282M231Z01	02282M231Z21	02282M231Z61
Ø 12 ports 3, 5 closed	02282M331Z01	02282M331Z31	02282M331Z61
Ø 1/2 ports 3, 5 closed	02282M531Z01	02282M531Z51	02282M531Z61
Ø 8 ports 1, 3, 5 and X closed	02282M141Z01	02282M141Z11	02282M141Z61
Ø 10 ports 1, 3, 5 and X closed	02282M241Z01	02282M241Z21	02282M241Z61
Ø 12 ports 1, 3, 5 and X closed	02282M341Z01	02282M341Z31	02282M341Z61
Ø 1/2 ports 1, 3, 5 and X closed	02282M541Z01	02282M541Z51	02282M541Z61

CLOSED END-PLATE - C



	Description	Code
C1	For islands with multi-pole connector	02282C1
C2	For islands with fieldbus	02282C2
C3	For electrical connection to additional islands	02282C3

MULTI-FUNCTION MODULE - L

02282	L	6	610	410
Family	Subsystem	Fittings	Function Port 2 (Top)	Function Port 4 (Bottom)
EB 80	Multi-function module	2 Pipe fitting Ø 1/4" 4 Pipe fitting Ø 4 (5/32") 6 Pipe fitting Ø 6 8 Pipe fitting Ø 8 (5/16")	000 NF - No function 410 RFL - Flow regulator unidirectional 411 RFL - Flow regulator bidirectional 610 REG - Pressure regulator 630 VSRC - Quick-exhaust valve, conveyed 631 VSRS - Quick-exhaust valve, silenced 632 VSRR - Quick-exhaust valve, regulated 640 VNR - Check valve 650 V2V - Shut-off valve 2-way 660 V3V - Shut-off valve 3-way 670 PNV - 3-way pneumatic valve 671 STP - 2-way pneumatic valve 680 LAM - Orange pressure indicator 682 LAM - Green pressure indicator 7_ * RFF - Calibrated choke unidirectional - type V 8_ * RFF - Calibrated choke bidirectional - type B	000 NF - No function 410 RFL - Flow regulator unidirectional 411 RFL - Flow regulator bidirectional 610 REG - Pressure regulator 630 VSRC - Quick-exhaust valve, conveyed 631 VSRS - Quick-exhaust valve, silenced 632 VSRR - Quick-exhaust valve, regulated 640 VNR - Check valve 650 V2V - Shut-off valve 2-way 660 V3V - Shut-off valve 3-way 670 PNV - 3-way pneumatic valve 671 STP - 2-way pneumatic valve 680 LAM - Orange pressure indicator 682 LAM - Green pressure indicator 7_ * RFF - Calibrated choke unidirectional - type V 8_ * RFF - Calibrated choke bidirectional - type B

* The last two digits indicate the narrowing Ø.

02	= Ø 0.2 mm
03	= Ø 0.3 mm
04	= Ø 0.4 mm
05	= Ø 0.5 mm
06	= Ø 0.6 mm
08	= Ø 0.8 mm
10	= Ø 1.0 mm
13	= Ø 1.3 mm
15	= Ø 1.5 mm

EB80 BOXI



KEY TO CODING OF THE EB 80 BOXI WITHOUT VALVES

0228B	G		1		8		M		4	4	4	4
Family	Port threads 1, 3, 5		Piloting		Number of solenoid pilots controls		Electrical connection		Fittings			
									1° position (from left)	2° position	3° position	4° position
0228B	EB80 BOXI	G U	1/4" GAS 1/4" NPT	1 X	Non-servo-assisted Servo-assisted	4 8	4 controls 8 controls	M I	D-Sub 9-pin multiple connection I/O link, M12x1	1 2 4 6 8	Without cartridges Pipe fitting Ø 1/4" Pipe fitting Ø 4 (5/32") Pipe fitting Ø 6 Pipe fitting Ø 8 (5/16")	

EB 80 BOXI WITH D-SUB 9-PIN MULTIPOLE ELECTRICAL CONNECTION

Port threads 1, 3, 5	T - Pipe fitting	GAS		NPT	
		4 controls	8 controls	4 controls	8 controls
Servo-assisted	without cartridges	0228BGX4M1111	0228BUX4M1111	0228BGX8M1111	0228BUX8M1111
	Ø 4 (5/32")	0228BGX4M4444	0228BUX4M4444	0228BGX8M4444	0228BUX8M4444
	Ø 6	0228BGX4M6666	0228BUX4M6666	0228BGX8M6666	0228BUX8M6666
	Ø 8	0228BGX4M8888	0228BUX4M8888	0228BGX8M8888	0228BUX8M8888
	Ø 1/4"	0228BGX4M2222	0228BUX4M2222	0228BGX8M2222	0228BUX8M2222
Non-servo-assisted	without cartridges	0228BG14M1111	0228BU14M1111	0228BG18M1111	0228BU18M1111
	Ø 4 (5/32")	0228BG14M4444	0228BU14M4444	0228BG18M4444	0228BU18M4444
	Ø 6	0228BG14M6666	0228BU14M6666	0228BG18M6666	0228BU18M6666
	Ø 8	0228BG14M8888	0228BU14M8888	0228BG18M8888	0228BU18M8888
	Ø 1/4"	0228BG14M2222	0228BU14M2222	0228BG18M2222	0228BU18M2222

Bases are available at the same price, also with cartridges having different diameters (Ø 4, 6, 8, 1/4")

Example:

...4444 118,24 Euro

...4864 118,24 Euro

EB 80 BOXI WITH ELECTRICAL CONNECTION I/O link (M12x1)

Port threads 1, 3, 5	T - Pipe fitting	GAS		NPT	
		8 controls	8 controls	8 controls	8 controls
Servo-assisted	without cartridges	0228BGX8L1111	0228BUX8L1111	0228BGX8L1111	0228BUX8L1111
	Ø 4 (5/32")	0228BGX8L4444	0228BUX8L4444	0228BGX8L4444	0228BUX8L4444
	Ø 6	0228BGX8L6666	0228BUX8L6666	0228BGX8L6666	0228BUX8L6666
	Ø 8	0228BGX8L8888	0228BUX8L8888	0228BGX8L8888	0228BUX8L8888
	Ø 1/4"	0228BGX8L2222	0228BUX8L2222	0228BGX8L2222	0228BUX8L2222
Non-servo-assisted	without cartridges	0228BG18L1111	0228BU18L1111	0228BG18L1111	0228BU18L1111
	Ø 4 (5/32")	0228BG18L4444	0228BU18L4444	0228BG18L4444	0228BU18L4444
	Ø 6	0228BG18L6666	0228BU18L6666	0228BG18L6666	0228BU18L6666
	Ø 8	0228BG18L8888	0228BU18L8888	0228BG18L8888	0228BU18L8888
	Ø 1/4"	0228BG18L2222	0228BU18L2222	0228BG18L2222	0228BU18L2222

Bases are available at the same price, also with cartridges having different diameters (Ø 4, 6, 8, 1/4")

Example:

...4444

...4864

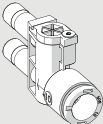
KEY TO CODING OF THE EB 80 BOXI COMPLETE WITH VALVES

0228B Family		G Port threads 1, 3, 5		1 Piloting		8 Number of solenoid pilots controls		M Electrical connection		Fittings				0 Manual control		VVKI Valves	
										1° position (from left)	2° position	3° position	4° position				
0228B	EB80 BOXI	G U	1/4" GAS 1/4" NPT	1 X	Non-servo-assisted Servo-assisted	4 8	4 controls 8 controls	M 1	D-Sub 9-pin multiple connection I/O link, M12x1	1 2 4 6 8	Without cartridges Pipe fitting Ø 1/4" Pipe fitting Ø 4 (5/32") Pipe fitting Ø 6 Pipe fitting Ø 8 (5/16")			0 1	Monostable Bistable	Z, I, W, L, V, K, O, G, J, R, N, Y, ...	Valves reference, from left to right. See pag. ...

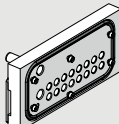
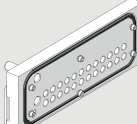
You get the price by adding up the price of BOXI without valves with the one of the chosen valves

ACCESSORIES EB80

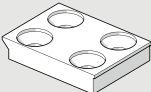
PORT JUNCTION Y FITTINGS

Code	Description	Quantity	Code	Description	Quantity	Code	Description	Quantity
								
02282R2Y04	Y for EB 80 8 (5/16") - 10 Orange							
02282R2Y14	Y for EB 80 8 (5/16") - 10 Black							
02282R2Y07	Y for EB 80 8 (5/16") - 3/8" Orange							
02282R2Y17	Y for EB 80 8 (5/16") - 3/8" Black							


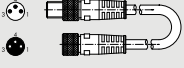









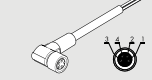


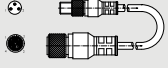
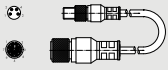




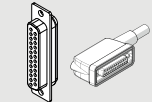








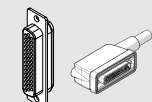






SPLASH AREA






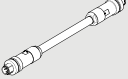
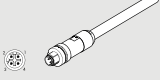








								
EB 80 SPLASH AREA KIT 3 ÷ 8 POSITIONS			EB 80 SPLASH AREA KIT 8 ÷ 12 POSITIONS					
02282R7080	EB80 splash area kit 3-8 posit. AL		02282R7120	EB80 splash area kit 8-12 posit. AL				
02282R7081	EB80 splash area kit 3-8 posit. STAINLESS		02282R7121	EB80 splash area kit 8-12 posit. STAINLESS				

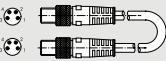




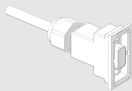




FIXING BRACKET

								
02282R4000	EB 80 base fixing bracket	2						

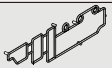
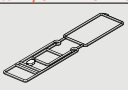
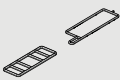

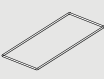
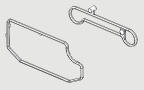






ACCESSORIES EB80 MODULES

Description Diameter	Code	S	E	E	E	P	B	M	C	EB80 BOXI
M8 CONNECTOR FOR DIGITAL INPUTS / OUTPUTS										
 M8 3-pin straight connector	0240009010	X								
M8 CONNECTOR WITH CABLE FOR DIGITAL INPUTS /OUTPUTS										
 M8-M8 straight connector with cable L = 3 m	0240009009	X								
M8 MALE CONNECTOR FOR ANALOGUE INPUTS/OUTPUTS										
 M8 4-pin male connector	0240010300	X								
M8 CONNECTOR FOR POWER SUPPLY										
 M8 4-pin female connector for power supply, cable L = 3 m	0240009060	X		X	X			X		
 M8 4-pin female connector for power supply, cable L = 5 m	0240009037	X		X	X			X		
 M8 4-pin female connector for power supply, cable L = 10 m	0240009058	X		X	X			X		
 M8 4-pin female connector for power supply, cable L = 15 m	0240009059	X		X	X			X		
 M8 4-pin female connector for power supply, H-FLEX CL6, cable L = 3 m	0240009P60	X		X	X			X		
 M8 4-pin female connector for power supply, H-FLEX CL6, cable L = 5 m	0240009P37	X		X	X			X		
 M8 4-pin female connector for power supply, H-FLEX CL6, cable L = 10 m	0240009P58	X		X	X			X		
 M8 4-pin female connector for power supply, H-FLEX CL6, cable L = 15 m	0240009P59	X		X	X			X		
90° M8 CONNECTORS										
 M8 4-pin connector - female, 90° angle L = 2 m	0240009102	X								
 M8 4-pin connector - female, 90° angle L = 5 m	0240009103	X						X		
M8 4-POLE MALE CONNECTOR										
 M8 4-pin connector shielded cable L = 5 m	0240010105	X								
3-POLE MALE M8 - 5-POLE FEMALE M12 CONNECTOR WITH DIGITAL INPUT/OUTPUT CABLE										
 M8 3-pole male - M12 5-pole female connector, cable L = 0.2 m	0240009045	X								
4-POLE MALE M8 - 8-POLE FEMALE M12 CONNECTOR WITH REGTRONIC CONNECTION CABLE										
 M8 4-pole male - M12 8-pole female connector, cable L = 1 m	0240009046	X								
M8 CONNECTOR WITH ANALOGICAL INPUT/OUTPUT SHIELDED CABLE										
 M8-M, M8-F 4-pole connector, shielded cable L = 1 m	0240005005	X								
 M8-M, M8-F 4-pole connector, shielded cable L = 3 m	0240005006	X								
 M8-M, M8-F 4-pole connector, shielded cable L = 5 m	0240005003	X								
 M8-M, M8-F 4-pole connector, shielded cable L = 10 m	0240005008	X								
25-PIN PRE-WIRED PLUG CONNECTOR										
 IP65 25-pin 90° connector, cable L = 1 m	02269A0100		X							
 IP65 25-pin 90° connector, cable L = 2.5 m	02269A0250		X							
 IP65 25-pin 90° connector, cable L = 5 m	02269A0500		X							
 IP65 25-pin 90° connector, cable L = 10 m	02269A1000		X							
 IP65 25-pin 90° connector, cable L = 20 m	02269A2000		X							
 IP65 25-pin 90° connector, UL robotics, cable L = 1 m	02269C0100		X							
 IP65 25-pin 90° connector, UL robotics, cable L = 2.5 m	02269C0250		X							
 IP65 25-pin 90° connector, UL robotics, cable L = 5 m	02269C0500		X							
 IP65 25-pin 90° connector, UL robotics, cable L = 10 m	02269C1000		X							
44-PIN PRE-WIRED PLUG CONNECTOR										
 IP65 44-pin 90° connector, cable L = 1 m	02269B0100		X							
 IP65 44-pin 90° connector, cable L = 2.5 m	02269B0250		X							
 IP65 44-pin 90° connector, cable L = 5 m	02269B0500		X							
 IP65 44-pin 90° connector, cable L = 10 m	02269B1000		X							
 IP65 44-pin 90° connector, cable L = 20 m	02269B2000		X							
 IP65 44-pin 90° connector, UL robotics, cable L = 1 m	02269D0100		X							
 IP65 44-pin 90° connector, UL robotics, cable L = 2.5 m	02269D0250		X							
IP65 44-pin 90° connector, UL robotics, cable L = 5 m	02269D0500		X							
IP65 44-pin 90° connector, UL robotics, cable L = 10 m	02269D1000		X							

Description Diameter	Code	SIGNAL MODULES S	MULTI-POLE ELECTRICAL CONNECTION E	ELECTRICAL CONNECTION WITH FIELDBUS E	ADDITIONAL ELECTRICAL CONNECTION E	COMPRESSED-AIR SUPPLY P	BASES FOR VALVES B	INTERMEDIATE SUPPORT M	CLOSED END- PLATE C	EB80 BOXI
M12 FEMALE CONNECTOR FOR BUS-IN, A ENCODING										
 M12 female connector, encoding A	0240009055			X						
M12 MALE CONNECTOR FOR BUS-IN, A ENCODING										
 M12 male connector, encoding A	0240009038			X						
M12 FEMALE CONNECTOR FOR BUS-IN, B ENCODING										
 M12 female connector, encoding B	0240009036			X						
M12 MALE CONNECTOR FOR BUS-IN, B ENCODING										
 M12 male connector, encoding B	0240009035			X						
M12 BUS CONNECTOR, D ENCODING										
 M12 BUS connector, D-coded	0240005051			X						
STRAIGHT CONNECTOR FOR M12-M12 BUS, D-CODED										
	Straight connector for M12-M12 BUS, D-coded, with 3 m cable	0240005103		X						
	Straight connector for M12-M12 BUS, D-coded, with 5 m cable	0240005105		X						
	Straight connector for M12-M12 BUS, D-coded, with 10 m cable	0240005110		X						
STRAIGHT CONNECTOR FOR M12 BUS, D-CODED										
	Straight connector for M12 4-pin BUS, D-coded, with 3 m cable	0240005093		X						
	Straight connector for M12 4-pin BUS, D-coded, with 5 m cable	0240005095		X						
	Straight connector for M12 4-pin BUS, D-coded, with 10 m cable	0240005100		X						
STRAIGHT CONNECTOR FOR M12, A-CODED										
 M12x1 5-pin straight connector	W0970513001			X						X
STRAIGHT CONNECTOR WITH WIRE FOR M12, A-CODED										
 5-pin M12x1 straight connector with wire L = 5 m	W0970513002			X						X
90° CONNECTOR FOR M12, A-CODED										
 M12x1 5-pin 90° connector	W0970513003			X						X
90° CONNECTOR WITH WIRE FOR M12, A-CODED										
 M12x1 5-pin 90° connector with wire L = 5 m	W0970513004			X						X
T-CONNECTOR M12 CODE A / M8 MALE FOR AUXILIARY POWER										
 T connector for auxiliary power	0240009070									X
CABLE FOR BUS										
	Cable for BUS 20 m	0240005220		X						
	Cable for BUS CANopen BUS 20 m	0240005250		X						
RJ45 CONNECTOR										
 RJ45 connector with 4 contacts according to IEC 60 603-7	0240005050			X						
M8-M12 PLUG										
	Plug for M8 connector	0240009039	X	X	X					
	Plug for M12 connector	0240009040		X						

Description Diameter	Code	SIGNAL MODULES S	MULTI-POLE ELECTRICAL CONNECTION E	ELECTRICAL CONNECTION WITH FIELDBUS E	ADDITIONAL ELECTRICAL CONNECTION E	COMPRESSED-AIR SUPPLY P	BASES FOR VALVES B	INTERMEDIATE SUPPORT M	CLOSED END- PLATE C	EBBO BOXI
M8 CONNECTOR WITH CABLE FOR CONNECTION BETWEEN EB 80 ISLANDS										
 M8-M8 4-pin male straight connector with shielded cable, L = 1 m	0240010201				X				X	
M8-M8 4-pin male straight connector with shielded cable, L = 5 m	0240010205				X				X	
M8-M8 4-pin male straight connector with shielded cable, L = 10 m	0240010210				X				X	
M8-M8 4-pin male straight connector with shielded cable, L = 15 m	0240010215				X				X	
M8-M8 4-pin male straight connector with shielded cable, L = 20 m	0240010220				X				X	
M8-M8 4-pin male straight connector with shielded cable H-FLEX CL6, L = 5 m	0240010405				X				X	
M8-M8 4-pin male straight connector with shielded cable H-FLEX CL6, L = 10 m	0240010410				X				X	
M8-M8 4-pin male straight connector with shielded cable H-FLEX CL6, L = 15 m	0240010415				X				X	
M8-M8 4-pin male straight connector with shielded cable H-FLEX CL6, L = 20 m	0240010420				X				X	
SILENCER FOR FITTING										
 Silencer for fitting, Ø 8	W0970530084					X	X	X		
Silencer for fitting, Ø 12	W0970530086					X		X		
M8 END CONNECTOR FOR EB 80 VALVES										
 M8 end connector for EB 80 valves	02282R5000								X	
BRAIDED EARTH CABLE										
 Braided earth cable	02282R6000								X	
STRAIGHT IP65 9-PIN PLUG CONNECTOR KIT										
 Straight D-Sub 9-PIN IP65 connector kit	02269G0000									X
PRE-WIRED STRAIGHT IP65 9-PIN PLUG CONNECTOR KIT										
 Straight D-Sub 9-PIN IP65 connector + cable L = 1 m	02269G0100									X
Straight D-Sub 9-PIN IP65 connector + cable L = 2.5 m	02269G0250									X
Straight D-Sub 9-PIN IP65 connector + cable L = 5 m	02269G0500									X
Straight D-Sub 9-PIN IP65 connector + cable L = 10 m	02269G1000									X
Straight D-Sub 9-PIN IP65 connector, UL H-FLEX CL6, cable L = 1 m	02269H0100									X
Straight D-Sub 9-PIN IP65 connector, UL H-FLEX CL6, cable L = 2.5 m	02269H0250									X
Straight D-Sub 9-PIN IP65 connector, UL H-FLEX CL6, cable L = 5 m	02269H0500									X
Straight D-Sub 9-PIN IP65 connector, UL H-FLEX CL6, cable L = 10 m	02269H1000									X
STRAIGHT IP40 9-PIN PLUG CONNECTOR KIT										
 Straight D-Sub 9-PIN connector kit	0226180102									X
CABLE										
 10-PIN cable	0226107201									X
PRE-WIRED STRAIGHT IP40 9-PIN PLUG CONNECTOR KIT										
 Straight D-Sub 9-PIN connector + cable L = 1 m	0226900100									X
Straight D-Sub 9-PIN connector + cable L = 2.5 m	0226900250									X
Straight D-Sub 9-PIN connector + cable L = 5 m	0226900500									X
Straight D-Sub 9-PIN connector + cable L = 7.5 m	0226900750									X
Straight D-Sub 9-PIN connector + cable L = 10 m	0226901000									X
Straight D-Sub 9-PIN connector + cable L = 15 m	0226901500									X
Straight D-Sub 9-PIN connector + cable L = 20 m	0226902000									X
Straight D-Sub 9-PIN connector + cable L = 50 m	0226905000									X
PRE-WIRED 90° IP40 9-PIN PLUG CONNECTOR										
 90° D-Sub 9-PIN connector + cable L = 1 m	0226910100									X
90° D-Sub 9-PIN connector + cable L = 2.5 m	0226910250									X
90° D-Sub 9-PIN connector + cable L = 5 m	0226910500									X
90° D-Sub 9-PIN connector + cable L = 7.5 m	0226910750									X
90° D-Sub 9-PIN connector + cable L = 10 m	0226911000									X
90° D-Sub 9-PIN connector + cable L = 15 m	0226911500									X



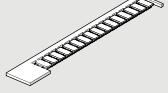

SPARE PARTS EB80 MODULES

Description Diameter	Code	Quantity	MULTI-FUNCTION MODULE L	SIGNAL MODULES S	MULTI-POLE ELECTRICAL CONNECTION E	ELECTRICAL CONNECTION WITH FIELDBUS E	ADDITIONAL ELECTRICAL CONNECTION E	COMPRESSED- AIR SUPPLY P	BASES FOR VALVES B	VALVES	INTERMEDIATE SUPPORT M	EB80 BOXI
BASE INTERFACE GASKET												
 EB 80 base interface gasket kit	02282R1000	10						X	X		X	
LOWER / UPPER BODY GASKET												
 EB 80 lower/upper body gasket kit	02282R1001	10						X			X	
BASE-VALVE GASKET												
 EB 80 base-valve gasket kit	02282R1002	10							X			X
EB 80 BUS/SIGNAL INTERFACE OR SEAL												
 EB 80 BUS/Signal interface OR seal	02282R1005	10		X		X	X					
EB 80 GASKET BETWEEN BASE AND BUS/SIGNAL COVER												
 Kit guarnizione base e cover BUS/Segnali EB 80	02282R1004	10		X		X	X					
GASKETS BETWEEN BASE AND COVER SHEET METAL												
 EB 80 BOXI kit of gaskets between base and cover sheet metal	02282R1006	10										X
EB 80 ELECTRICAL CONNECTION INTERFACE OR SEAL												
 EB80 electrical connection interface OR seal	02282R1003	10			X	X	X					
CARTRIDGE												
 EB 80 Ø 4 base square cartridge kit	02282R2001	10	X						X			X
EB 80 Ø 6 base square cartridge kit	02282R2002	10	X						X			X
EB 80 Ø 8 base square cartridge kit	02282R2003	10	X						X			X
EB 80 Ø 1/4 base square cartridge kit	02282R2006	10	X						X			X
EB 80 silencer cartridge kit	02282R2110	10						X			X	
EB 80 Ø 8 power supply round cartridge kit	02282R2113	10						X			X	
EB 80 Ø 10 power supply round cartridge kit	02282R2114	10						X			X	
EB 80 Ø 12 power supply round cartridge kit	02282R2115	10						X			X	
EB 80 Ø 1/2 power supply round cartridge kit	02282R2118	10						X			X	
BASE FIXING SCREW												
 Kit of screws for fixing the EB 80 base	02282R3000	10								X		
IDENTIFICATION PLATE KIT												
 Identification plate kit	0226107000	16		X						X		
FOOT												
 EB 80 BOXI fixing pin kit	02282R4002	3										X
CONNECTOR 12 POSITIONS												
 Connector 12 positions for modules S06 and S07	02282R5010	4		X								

HDM+MULTI-POLE CONNECTION

Code	Description	Code	Description	Code	Description
END PLATE KIT, HDM					
					
End-plate 1-11					
0227301200	End-plate kit HDM 1-11-25D Ø 10	End-plate 1			
0227301220	End-plate kit HDM 1-11-25D Ø 12	0227301201	End-plate kit HDM 1-25D Ø 10		




ACCESSORIES HDM+MULTI-POLE CONNECTION

45° CONNECTOR KIT, 25 WIRES IP65		PRE-WIRED 45° CONNECTOR KIT, 25 WIRES IP65		IDENTIFICATION PLATE KIT	
					
0226180107	45° connector kit, 25 wires IP 65	0226960100	Connector IP 65 + 25-wire 45° cable L = 1 m	0226107000	Identification plate kit
CABLES					
		0226960250	Connector IP 65 + 25-wire 45° cable L = 2.5 m		
0226107201	10-wire cable	0226960500	Connector IP 65 + 25-wire 45° cable L = 5 m		
0226107101	19-wire cable				
0226107102	25-wire cable				






HDM+AS-INTERFACE

END-PLATES		END-PLATES 1 AO-4, M8		END-PLATES 1 AP-4, M12	
					
0227301202	End-plate kit HDM 1 AS-4 1 node, 4 Out, yellow cable	0227301218	End-plate kit HDM 1 AO-4 1 node, 4 Out and 4 In M8, yellow cable	0227301212	End-plate kit HDM 1 AP-4 1 node, 4 Out and 4 In M12, yellow cable
0227301208	End-plate kit HDM 1 AS-8 2 nodes, 8 Out, yellow cable				
END-PLATES 1 AE-4, M8					
		END-PLATES 1 AE-8, M8		END-PLATES 1 AZ-8, AZ8	
0227301214	End-plate kit HDM 1 AE-4 1 node, 4 Out and 4 In M8, yellow cable and black cable	0227301216	End-plate kit HDM 1 AE-8 2 nodes, 8 Out and 8 In M8, yellow cable and black cable	0227301204	End-plate kit HDM 1 AZ-4 1 node, 4 Out, yellow cable and black cable
				0227301210	End-plate kit HDM 1 AZ-8 2 nodes, 8 Out, yellow cable and black cable

ACCESSORIES HDM + AS-INTERFACE

AS-INTERFACE ADDRESS CONNECTOR KIT		M8 - M12 PLUG		AS-INTERFACE CONNECTOR KIT	
					
0226950150	AS-interface address connector cable L = 1 m	0240009039	Plug M8	0226950151	AS-interface connector kit
		0240009040	Plug M12		

HDM+PROFIBUS-DP

		ACCESSORIES HDM + PROFIBUS-DP			
End-plates 1-11 PROFIBUS-DP		M12 MALE CONNECTOR OUT-BUS		M8 CONNECTOR FOR POWER SUPPLY	
0227301231	End-plate kit HDM 1-11 PROFIBUS				
End-plates 1 PROFIBUS-DP		0240009035	M12 male connector B coding	0240009060	M8 4-pin female connector for power supply, cable L = 3 m
0227301230	End-plate kit HDM 1 PROFIBUS	M12 FEMALE CONNECTOR IN-BUS		0240009037	M8 4-pin female connector for power supply, cable L = 5 m
				0240009058	M8 4-pin female connector for power supply, cable L = 10 m
		0240009036	M12 female connector B coding	0240009059	M8 4-pin female connector for power supply, cable L = 15 m
		M8 - M12 PLUG		0240009P60	M8 4-pin female connector for power supply, H-FLEX CL6, cable L = 3 m
				0240009P37	M8 4-pin female connector for power supply, H-FLEX CL6, cable L = 5 m
		0240009039	Plug M8	0240009P58	M8 4-pin female connector for power supply, H-FLEX CL6, cable L = 10 m
		0240009040	Plug M12	0240009P59	M8 4-pin female connector for power supply, H-FLEX CL6, cable L = 15 m

HDM+EtherNet/IP

Code	Description	Code	Description	Code	Description
		End-plates 1-11 EtherNet/IP			
		0227301242	End-plate kit HDM 1-11 EtherNet/IP		
		End-plates 1 EtherNet/IP			
		0227301243	End-plate kit HDM 1 EtherNet/IP		

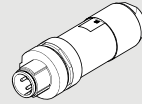
ACCESSORIES HDM + EtherNet/IP

M8 CONNECTOR FOR POWER SUPPLY



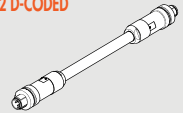
0240009060	M8 4-pin female connector for power supply, cable L= 3 m
0240009037	M8 4-pin female connector for power supply, cable L= 5 m
0240009058	M8 4-pin female connector for power supply, cable L= 10 m
0240009059	M8 4-pin female connector for power supply, cable L= 15 m
0240009P60	M8 4-pin female connector for power supply, H-FLEX Cl.6, cable L= 3 m
0240009P37	M8 4-pin female connector for power supply, H-FLEX Cl.6, cable L= 5 m
0240009P58	M8 4-pin female connector for power supply, H-FLEX Cl.6, cable L= 10 m
0240009P59	M8 4-pin female connector for power supply, H-FLEX Cl.6, cable L= 15 m

M12 BUS CONNECTOR, D-CODED



0240005051	M12 BUS connector, D-coded
-------------------	----------------------------

STRAIGHT BUS CONNECTOR M12-M12 D-CODED WITH CABLE



0240005103	Straight connector for M12-M12 BUS, D-coded, with 3m cable
0240005105	Straight connector for M12-M12 BUS, D-coded, with 5m cable
0240005110	Straight connector for M12-M12 BUS, D-coded, with 10m cable

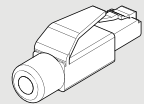
0240005093	Straight connector for M12 BUS, D-coded, with 3m cable
0240005095	Straight connector for M12 BUS, D-coded, with 5m cable
0240005100	Straight connector for M12 BUS, D-coded, with 10m cable

BUS CABLE



0240005220	BUS cable
-------------------	-----------

RJ45 CONNECTOR



0240005050	RJ45 connector with 4 contacts according to IEC 60 603-7
-------------------	--


PLUG M12



0240009040	Plug M12
-------------------	----------

HDM+CANopen

END-PLATES 1-11 CANopen O



0227301251	End-plate kit HDM 1-11 CANopen OUTPUT
0227301250	End-plate kit HDM 1-11 CANopen IN-OUT

END-PLATES 1 CANopen O



0227301253	End-plate kit HDM 1 CANopen OUTPUT
0227301252	End-plate kit HDM 1 CANopen IN-OUT

ACCESSORIES HDM + CANopen

STRAIGHT CONNECTOR FOR CANopen POWER SUPPLY



W0970513001	M12x1 5-pin straight connector
--------------------	--------------------------------

MALE CONNECTOR FOR CANopen BUS-OUT



0240009038	Male connector Bus A coding
-------------------	-----------------------------

Y-DISTRIBUTOR WITH CABLE AND M12 STRAIGHT CONNECTORS FOR CANopen INPUT



0240009031	Y-Distributor cable 0.6 m
0240009032	Y-Distributor cable 1.5 m

STRAIGHT CONNECTOR WITH CANopen POWER CABLE



W0970513002	5-pin M12x1 straight connector with wire L= 5 m
--------------------	---

STRAIGHT CONNECTOR WITHOUT CABLE FOR CANopen INPUT



0240009021	Straight fitting without cable
-------------------	--------------------------------

M12 PLUG FOR BUS OUT E INPUT CANopen



0240009040	Plug M12
-------------------	----------

FEMALE CONNECTOR FOR CANopen BUS-IN




0240009055	M12 female connector A coding
-------------------	-------------------------------

STRAIGHT CONNECTOR WITH CABLE FOR CANopen INPUT



0240009002	Straight, with 1.5 m cable
0240009003	Straight, with 5 m cable

HDM+B&R

Code	Description	Code	Description	Code	Description	Quantity
END-PLATES						
						
0227301206	End-plate kit HDM 1-11 for B&R					
0227301207	End-plate kit HDM 1 for B&R					

HDM VALVES, INTERMEDIATES ELEMENTS AND ACCESSORIES

VALVES



Valve HDM Ø4

7071030530	HDM I4 man. monost. valve
7071030531	HDM I4 man. bistable valve
7071030630	HDM W4 man. monost. valve
7071030631	HDM W4 man. bistable valve
7071030730	HDM L4 man. monost. valve
7071030731	HDM L4 man. bistable valve
7071030130	HDM V4 man. monost. valve
7071030131	HDM V4 man. bistable valve
7071030132	HDM F4 man. monost. valve
7071030133	HDM F4 man. bistable valve
7071030110	HDM K4 man. monost. valve
7071030111	HDM K4 man. bistable valve
7071030210	HDM O4 man. monost. valve
7071030211	HDM O4 man. bistable valve

Valve HDM Ø6

7072030530	HDM I6 man. monost. valve
7072030531	HDM I6 man. bistable valve
7072030630	HDM W6 man. monost. valve
7072030631	HDM W6 man. bistable valve
7072030730	HDM L6 man. monost. valve
7072030731	HDM L6 man. bistable valve
7072030130	HDM V6 man. monost. valve
7072030131	HDM V6 man. bistable valve
7072030132	HDM F6 man. monost. valve
7072030133	HDM F6 man. bistable valve
7072030110	HDM K6 man. monost. valve
7072030111	HDM K6 man. bistable valve
7072030210	HDM O6 man. monost. valve
7072030211	HDM O6 man. bistable valve

Valve HDM Ø8

7073030530	HDM I8 man. monost. valve
7073030531	HDM I8 man. bistable valve
7073030630	HDM W8 man. monost. valve
7073030631	HDM W8 man. bistable valve
7073030730	HDM L8 man. monost. valve
7073030731	HDM L8 man. bistable valve
7073030130	HDM V8 man. monost. valve
7073030131	HDM V8 man. bistable valve
7073030132	HDM F8 man. monost. valve
7073030133	HDM F8 man. bistable valve
7073030110	HDM K8 man. monost. valve
7073030111	HDM K8 man. bistable valve
7073030210	HDM O8 man. monost. valve
7073030211	HDM O8 man. bistable valve

Valve HDM Ø8S

7077030530	HDM I8S man. monost. valve
7077030531	HDM I8S man. bistable valve
7077030630	HDM W8S man. monost. valve
7077030631	HDM W8S man. bistable valve
7077030730	HDM L8S man. monost. valve
7077030731	HDM L8S man. bistable valve
7077030130	HDM V8S man. monost. valve
7077030131	HDM V8S man. bistable valve
7077030132	HDM F8S man. monost. valve
7077030133	HDM F8S man. bistable valve
7077030110	HDM K8S man. monost. valve
7077030111	HDM K8S man. bistable valve
7077030210	HDM O8S man. monost. valve
7077030211	HDM O8S man. bistable valve

Valve HDM Ø10

7078030530	HDM I10 man. monost. valve
7078030531	HDM I10 man. bistable valve
7078030630	HDM W10 man. monost. valve
7078030631	HDM W10 man. bistable valve
7078030730	HEM L10 man. monost. valve
7078030731	HDM L10 man. bistable valve
7078030130	HDM V10 man. monost. valve
7078030131	HDM V10 man. bistable valve
7078030132	HDM F10 man. monost. valve
7078030133	HDM F10 man. bistable valve
7078030110	HDM K10 man. monost. valve
7078030111	HDM K10 man. bistable valve
7078030210	HDM O10 man. monost. valve
7078030211	HDM O10 man. bistable valve

INTERMEDIATE THROUGH




0227301301	Intermediate through HDM
------------	--------------------------

INTERMEDIATE BLIND



0227301302	Intermediate blind HDM
------------	------------------------

INTERMEDIATE EXHAUST SWITCH



0227301303	Intermediate exhaust switch HDM
------------	---------------------------------

RIGHT-END-PLATE 1-11 PIPE Ø12



0227301221	End-plate kit HDM 1-25D Ø12
------------	-----------------------------

BLIND END PLATE



0227301500	Blind end-plate HDM
------------	---------------------

ACCESSORIES HDM - VALVES, INTERMEDIATES ELEMENTS AND ACCESSORIES

CONNECTION BRACKETS ON THE BAR OMEGA (DIN EN 50022)



0227301600	Connection brackets on din bar HDM/CM
------------	---------------------------------------

SILENCER FOR FITTING, Ø8



W0970530084	Silencer for fitting, Ø8
-------------	--------------------------

R17 - PIPE RELEASE SPANNER



2L17001	RL17	50
2017001	R17	50


SPARE PARTS HDM - VALVES, INTERMEDIATES ELEMENTS AND ACCESSORIES

GRUB SCREW KIT



0227301800	Grub screw for Multimach HDM/CM
------------	---------------------------------


MULTIMACH




Code	Description
7068030532	NSV F8 SES NC - I4 MM
7068030632	NSV F8 SES NO - W4 MM
7068030732	NSV F8 SES 00 - L4 MM
7068030132	NSV F5 SES 00 - V4 MM
7068030112	NSV F5 SEB 00 - K4 MM
7068030212	NSV F6 SES CC - O4 MM

Code	Description
7069030532	NSV G8 SES NC - I6 MM
7069030632	NSV G8 SES NO - W6 MM
7069030732	NSV G8 SES 00 - L6 MM
7069030132	NSV G5 SES 00 - V6 MM
7069030112	NSV G5 SEB 00 - K6 MM
7069030212	NSV G6 SES CC - O6 MM


Code	Description
7070030532	NSV H8 SES NC - I8 MM
7070030632	NSV H8 SES NO - W8 MM
7070030732	NSV H8 SES 00 - L8 MM
7070030132	NSV H5 SES 00 - V8 MM
7070030112	NSV H5 SEB 00 - K8 MM
7070030212	NSV H6 SES CC - O8 MM




0227300200	End-plate kit 1-11
------------	--------------------




0227300201	End-plate kit 1
------------	-----------------



0227300300	Reduced end-plate kit 1
------------	-------------------------



0227300500	Blind end-plate
------------	-----------------



0227300301	Intermediate through
------------	----------------------



0227300302	Intermediate blind
------------	--------------------



0227300303	Intermediate exhaust switch
------------	-----------------------------



0226180001	Axial connector base kit, 25 wires
------------	------------------------------------



0226180002	Axial connector base kit, 9 wires
------------	-----------------------------------



0226180003	Rear connector base kit, 25 wires
------------	-----------------------------------



0226180004	Rear connector base kit, 9 wires
------------	----------------------------------



0226180102	Straight and 90° connector kit, 9 wires
------------	---



0226180101	Straight and 90° connector kit, 25 wires
------------	--




0227300600	Connection brackets on DIN bar
------------	--------------------------------

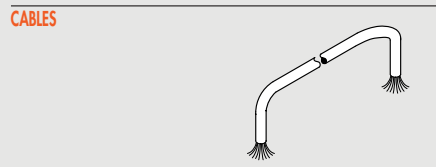


0226180399	Connector kit + wire 1-6*
0226180400	Connector kit + wire 7-12**
0226180401	Connector kit + wire 13-30***


* For valve connection from 1st to 6th position counting from the connector
 ** For valve connection from 7th to 12th position, counting from the connector
 *** For valve connection from 13th to 30th position, counting from the connector



W0970530084	Silencer for fitting, Ø8
-------------	--------------------------



0226107201	10-wire cable
0226107101	19-wire cable
0226107102	25-wire cable



0226900100	Straight D-Sub 9-PIN connector + cable L = 1 m
0226900250	Straight D-Sub 9-PIN connector + cable L = 2.5 m
0226900500	Straight D-Sub 9-PIN connector + cable L = 5 m
0226920100	Connector + 25-wire axial cable L = 1 m
0226920250	Connector + 25-wire axial cable L = 2.5 m
0226920500	Connector + 25-wire axial cable L = 5 m



0226910100	90° D-Sub 9-PIN connector + cable L = 1 m
0226910250	90° D-Sub 9-PIN connector + cable L = 2.5 m
0226910500	90° D-Sub 9-PIN connector + cable L = 5 m
0226930100	Connector + 25-wire 90° cable L = 1 m
0226930250	Connector + 25-wire 90° cable L = 2.5 m
0226930500	Connector + 25-wire 90° cable L = 5 m

Code	Description	Code	Description	Quantity	Code	Description
MALE CONNECTOR KIT + CONTACTS + COMMON TERMINAL		GRUB SCREW				
0226180201	Male connector kit - 25 pins	0227300800	Grub screw for Multimach			
0226180202	Male connector kit - 9 pins		Comes in 10-pc. pack			
IDENTIFICATION PLATE KIT		R17 - PIPE RELEASE SPANNER				
0226107000	Identification plate kit Comes in 16-pc. pack	2L17001	RL17	50		

MULTIMACH + B&R

MULTIMACH CONNECTOR SUPPORT FOR B&R



0226180005 25-pin connector support kit for B&R

CM + MULTI-POLE CONNECTION



0227302200 End-plate CM kit 1-11 OUT



0227302223 End-plate CM kit 1-11 IN/OUT



0227302225 End-plate CM kit 1 IN/OUT



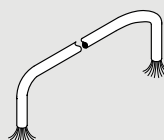
0227302201 End-plate CM kit 1 OUT

ACCESSORIES CM + MULTI-POLE CONNECTION




0226180108 44-pin cup connector kit IP 65

CABLES



0226107201 10-wire cable
0226107101 19-wire cable
0226107102 25-wire cable
0226107103 44-wire cable

44+44-PIN PRE-WIRED CUP CONNECTOR



0226980500 Connector IP 65 + 44 + 44-wire cable L = 5 m

IDENTIFICATION PLATE KIT

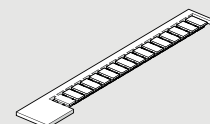


0226180109 44+44 pin cup connector kit IP 65 for I/O

44-PIN PRE-WIRED CUP CONNECTOR





0226950500 Connector IP 65 + 44-wire cable L = 5 m



0226107000 Identification plate kit
Comes in 16-pc. pack

CM + Profinet IO

Code	Description	Code	Description	Code	Description
					
0227302230	End-plate CM 1-11 Profinet IO OUTPUT	0227302231	End-plate CM 1 Profinet IO OUTPUT		
0227302232	End-plate CM 1-11 Profinet IO IN/OUT	0227302233	End-plate CM 1 Profinet IO IN/OUT		

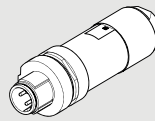
ACCESSORIES CM + Profinet IO

M8 CONNECTOR FOR POWER SUPPLY



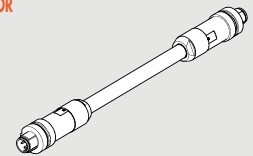
- 0240009060 M8 4-pin female connector for power supply, cable L = 3 m
- 0240009037 M8 4-pin female connector for power supply, cable L = 5 m
- 0240009058 M8 4-pin female connector for power supply, cable L = 10 m
- 0240009059 M8 4-pin female connector for power supply, cable L = 15 m
- 0240009P60 M8 4-pin female connector for power supply, H-FLEX CL6, cable L = 3 m
- 0240009P37 M8 4-pin female connector for power supply, H-FLEX CL6, cable L = 5 m
- 0240009P58 M8 4-pin female connector for power supply, H-FLEX CL6, cable L = 10 m
- 0240009P59 M8 4-pin female connector for power supply, H-FLEX CL6, cable L = 15 m

M12 BUS CONNECTOR, D-CODED



- 0240005051 M12 BUS connector, D-coded

STRAIGHT BUS CONNECTOR



- 0240005103 Straight connector for M12-M12 BUS, D-coded, with 3m cable
- 0240005105 Straight connector for M12-M12 BUS, D-coded, with 5m cable
- 0240005110 Straight connector for M12-M12 BUS, D-coded, with 10m cable
- 0240005093 Straight connector for M12 BUS, D-coded, with 3m cable
- 0240005095 Straight connector for M12 BUS, D-coded, with 5m cable
- 0240005100 Straight connector for M12 BUS, D-coded, with 10m cable

PLUG M12



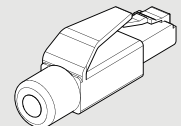
- 0240009040 Plug M12

BUS CABLE





- 0240005220 BUS cable

RJ45 CONNECTOR



- 0240005050 RJ45 connector with 4 contacts according to IEC 60 603-7

CM + EtherCAT

					
0227302234	End-plate CM 1-11 EtherCAT OUTPUT	0227302235	End-plate CM 1 EtherCAT OUTPUT		
0227302236	End-plate CM 1-11 EtherCAT IN/OUT	0227302237	End-plate CM 1 EtherCAT IN/OUT		

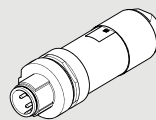
ACCESSORIES CM + EtherCAT

M8 CONNECTOR FOR POWER SUPPLY



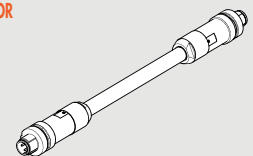
- 0240009060 M8 4-pin female connector for power supply, cable L = 3 m
- 0240009037 M8 4-pin female connector for power supply, cable L = 5 m
- 0240009058 M8 4-pin female connector for power supply, cable L = 10 m
- 0240009059 M8 4-pin female connector for power supply, cable L = 15 m
- 0240009P60 M8 4-pin female connector for power supply, H-FLEX CL6, cable L = 3 m
- 0240009P37 M8 4-pin female connector for power supply, H-FLEX CL6, cable L = 5 m
- 0240009P58 M8 4-pin female connector for power supply, H-FLEX CL6, cable L = 10 m
- 0240009P59 M8 4-pin female connector for power supply, H-FLEX CL6, cable L = 15 m

M12 BUS CONNECTOR, D-CODED



- 0240005051 M12 BUS connector, D-coded

STRAIGHT BUS CONNECTOR



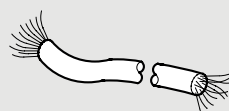
- 0240005103 Straight connector for M12-M12 BUS, D-coded, with 3m cable
- 0240005105 Straight connector for M12-M12 BUS, D-coded, with 5m cable
- 0240005110 Straight connector for M12-M12 BUS, D-coded, with 10m cable
- 0240005093 Straight connector for M12 BUS, D-coded, with 3m cable
- 0240005095 Straight connector for M12 BUS, D-coded, with 5m cable
- 0240005100 Straight connector for M12 BUS, D-coded, with 10m cable

PLUG M12



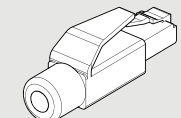
- 0240009040 Plug M12

BUS CABLE





- 0240005220 BUS cable

RJ45 CONNECTOR



- 0240005050 RJ45 connector with 4 contacts according to IEC 60 603-7

CM + EtherNet/IP

Code	Description	Code	Description	Code	Description
					
0227302242	End-plate CM 1-11 EtherNet/IP OUTPUT	0227302243	End-plate CM 1 EtherNet/IP OUTPUT		
0227302244	End-plate CM 1-11 EtherNet/IP IN/OUT	0227302245	End-plate CM 1 EtherNet/IP IN/OUT		

ACCESSORIES CM + EtherNet/IP

M8 CONNECTOR FOR POWER SUPPLY



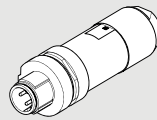
0240009060	M8 4-pin female connector for power supply, cable L = 3 m
0240009037	M8 4-pin female connector for power supply, cable L = 5 m
0240009058	M8 4-pin female connector for power supply, cable L = 10 m
0240009059	M8 4-pin female connector for power supply, cable L = 15 m
0240009P60	M8 4-pin female connector for power supply, H-FLEX C16, cable L = 3 m
0240009P37	M8 4-pin female connector for power supply, H-FLEX C16, cable L = 5 m
0240009P58	M8 4-pin female connector for power supply, H-FLEX C16, cable L = 10 m
0240009P59	M8 4-pin female connector for power supply, H-FLEX C16, cable L = 15 m

PLUG M12



0240009040	Plug M12
------------	----------

M12 BUS CONNECTOR, D-CODED



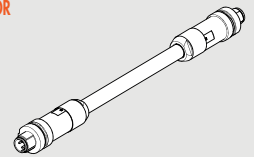
0240005051	M12 BUS connector, D-coded
------------	----------------------------

BUS CABLE



0240005220	BUS cable
------------	-----------

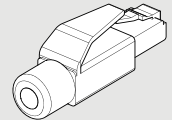
STRAIGHT BUS CONNECTOR



0240005103	Straight connector for M12 BUS, D-coded, with 3m cable
0240005105	Straight connector for M12 BUS, D-coded, with 5m cable
0240005110	Straight connector for M12 BUS, D-coded, with 10m cable


0240005093	Straight connector for M12 BUS, D-coded, with 3m cable
0240005095	Straight connector for M12 BUS, D-coded, with 5m cable
0240005100	Straight connector for M12 BUS, D-coded, with 10m cable

RJ45 CONNECTOR



0240005050	RJ45 connector with 4 contacts according to IEC 60 603-7
------------	--

CM + CANopen

					
0227302238	End-plate CM 1-11 CANopen OUTPUT	0227302239	End-plate CM 1 CANopen OUTPUT		
0227302240	End-plate CM 1-11 CANopen IN/OUT	0227302241	End-plate CM 1 CANopen IN/OUT		

ACCESSORIES CM + CANopen

FEMALE CONNECTOR FOR CANopen BUS-IN



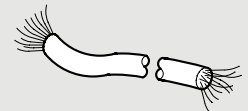
0240009055	M12 female connector A coding
------------	-------------------------------

PLUG M12



0240009040	Plug M12
------------	----------

CABLE FOR CANopen BUS



0240005250	Cable for CANopen bus 20 mt
------------	-----------------------------

MALE CONNECTOR FOR CANopen BUS-OUT



0240009038	Male connector Bus A coding
------------	-----------------------------

CM VALVES, INTERMEDIATES ELEMENTS AND ACCESSORIES

VALVES

Code	Description

Valve dimensions CM Ø4

7074030530	CM I4 man. monost. valve
7074030531	CM I4 man. bistable valve
7074030630	CM W4 man. monost. valve
7074030631	CM W4 man. bistable valve
7074030730	CM L4 man. monost. valve
7074030731	CM L4 man. bistable valve
7074030130	CM V4 man. monost. valve
7074030131	CM V4 man. bistable valve
7074030110	CM K4 man. monost. valve
7074030111	CM K4 man. bistable valve
7074030210	CM O4 man. monost. valve
7074030211	CM O4 man. bistable valve

Valve dimensions CM Ø6

7075030530	CM I6 man. monost. valve
7075030531	CM I6 man. bistable valve
7075030630	CM W6 man. monost. valve
7075030631	CM W6 man. bistable valve
7075030730	CM L6 man. monost. valve
7075030731	CM L6 man. bistable valve
7075030130	CM V6 man. monost. valve
7075030131	CM V6 man. bistable valve
7075030110	CM K6 man. monost. valve
7075030111	CM K6 man. bistable valve
7075030210	CM O6 man. monost. valve
7075030211	CM O6 man. bistable valve

Valve dimensions CM Ø8

7076030530	CM I8 man. monost. valve
7076030531	CM I8 man. bistable valve
7076030630	CM W8 man. monost. valve
7076030631	CM W8 man. bistable valve
7076030730	CM L8 man. monost. valve
7076030731	CM L8 man. bistable valve
7076030130	CM V8 man. monost. valve
7076030131	CM V8 man. bistable valve
7076030110	CM K8 man. monost. valve
7076030111	CM K8 man. bistable valve
7076030210	CM O8 man. monost. valve
7076030211	CM O8 man. bistable valve

SILENCER FOR FITTING, Ø8



W0970530084	Silencer for fitting, Ø8
-------------	--------------------------

Code	Description	
M8 8-INPUT/OUTPUT MODULE		
0227302900	M8 8-input module CM	

Code	Description	
M8 PLUG		
0240009039	Plug M8	

0227302224	End-plate CM kit 1-11 ADD	
------------	---------------------------	--

0227302226	End-plate CM kit 1 ADD	
------------	------------------------	--

0227302500	Blind en-plate CM	
------------	-------------------	--

Code	Description	
M8 INPUT CONNECTOR		
0240009009	M8-M8 straight connector with 3 m cable	

Code	Description	
M8 PREWIRED CONNECTOR FOR VALVE ISLANDS CONNECTIONS		
0240005003	M8 prewired connector for valve islands conn. CML = 5 m	
0240005005	M8 prewired connector for valve islands conn. CML = 1 m	
0240005006	M8 prewired connector for valve islands conn. CML = 3 m	
0240005008	M8 prewired connector for valve islands conn. CML = 10 m	

Code	Description	Quantity	
0227302301	Intermediate through CM		

0227302302	Intermediate blind CM	
------------	-----------------------	--

0227302303	Intermediate exhaust switch CM	
------------	--------------------------------	--

CONNECTION BRACKETS ON DIN BAR

0227301600	Connection brackets on din bar HDM/CM	
------------	---------------------------------------	--

M8 INPUT CONNECTOR

0240009010	M8 3-pin straight connector	
------------	-----------------------------	--

GRUB SCREW KIT

0227301800	Grub screw for Multimach HDM/CM	
------------	---------------------------------	--

R17 - PIPE RELEASE SPANNER

2L17001	RL17	50	
---------	------	----	--

FIELDBUS

HDM+AS-Interface	
See at page 86	

HDM+B&R	
See at page 88	

HDM+PROFIBUS-DP	
See at page 86	

HDM+CANopen	
See at page 87	


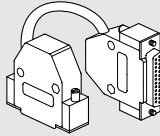


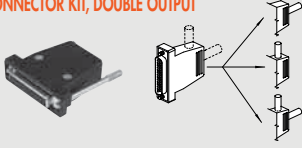
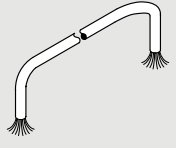
CM+Profinet IO	
See at page 91	

CM+EtherCAT	
See at page 91	

CM+EtherNet/IP	
See at page 92	

CM+CANopen	
See at page 92	

PROFIBUS-DP/CANOPEN/DEVICE-NET FOR MULTIMACH AND BASES FOR PLT-10 MULTIPLE CONNECTION

Code	Description	Code	Description	Code	Description
SLAVES		SLAVE/MULTIMACH CONNECTION KIT		9-PIN PLUG CONNECTOR, STRAIGHT OR 90° OUTPUT FOR MULTIMACH	
					
0240004003	Slave PROFIBUS-DP	0226940000	Slave/Multimach connection kit	0226180102	9-pin plug connector
INPUT / OUTPUT		25-PIN PLUG CONNECTOR KIT, DOUBLE OUTPUT		CABLES	
					
0240004053	DI 8XDC24V unit	0226180105	25-pin plug connector for slave	0226107201	10-wire cable
0240004051	DO 8XDC24V 0.5A unit	0226180106	25-wire connector – double output kit	0226107101	19-wire cable
0240004054	AL 4X16 Bit unit			0226107102	25-wire cable
0240004055	AO 4X12 Bit unit				

INPUT/OUTPUT PROFIBUS-DP IP 67 M12

			
0240008001	8 I/O + 8 I/O/autotest Profibus		

ACCESSORIES FIELDBUS INPUT/OUTPUT PROFIBUS-DP IP 67 M12

90° Elbow without cable 0240009001 90° Elbow without cable	Straight fitting with cable 0240009002 Straight, with 1.5 m cable 0240009003 Straight, with 5 m cable	Female connector for feeding "OUT" 0240009034 Female connector "OUT" feeding
Straight fitting without cable 0240009021 Straight fitting without cable	Y-Distributor with cable and M12 straight connectors 0240009031 Y-Distributor cable 0.6 m 0240009032 Y-Distributor cable 1.5 m	M12 male connector OUT-BUS 0240009035 M12 male connector B coding
90° Elbow with cable 0240009022 90° curve with cable 1.5 m 0240009023 90° curve with cable 5 m	Male connector for feeding "IN" 0240009033 Male connector "IN" feeding	M12 female connector IN-BUS 0240009036 M12 female connector B coding
		Plug M12 0240009040 Plug M12


INPUT PROFIBUS-DP IP67 M8

		
0240008002	IP67 M8 PROFIBUS INPUT	

ACCESSORIES FIELDBUS INPUT PROFIBUS-DP IP67 M8

M12 BUS-OUT male connector 0240009035 M12 male connector B coding	M8 INPUT connector with cable 0240009009 M8-M8 straight connector with 3 m cable	M12 supply connector W0970513001 M12x1 5-pin straight connector W0970513002 5-pin M12x1 straight connector with wire L = 5 m W0970513003 M12x1 5-pin 90° connector W0970513004 M12x1 5-pin 90° connector with wire L = 5 m
M12 BUS-IN female connector 0240009036 M12 female connector B coding	M8 INPUT connector 0240009010 M8 3-pin straight connector	
M8 - M12 plug 0240009039 Plug M8 0240009040 Plug M12		


Code	Description
VERSION 2/2 NO, BRASS VALVE BODY	
W0910900001	EV-FLUID2/2NO mixdrive brass 1/4"Ø10 NBR
W0910900003	EV-FLUID2/2NO mixdrive brass 3/8"Ø12 NBR
W0910900004	EV-FLUID2/2NO mixdrive brass 1/2"Ø12 NBR
W0910900005	EV-FLUID2/2NO mixdrive brass 3/4"Ø18 NBR
W0910900006	EV-FLUID2/2NO mixdrive brass 1"Ø25 NBR
WE910900001	EV-FLUID2/2NO mixdrive brass1/4"Ø10 EPDM
WE910900003	EV-FLUID2/2NO mixdrive brass3/8"Ø12 EPDM
WE910900004	EV-FLUID2/2NO mixdrive brass1/2"Ø12 EPDM
WE910900005	EV-FLUID2/2NO mixdrive brass3/4"Ø18 EPDM
WE910900006	EV-FLUID2/2NO mixdrive brass1"Ø25 EPDM
WV910900001	EV-FLUID2/2NO mixdrive brass 1/4"Ø10 FPM
WV910900003	EV-FLUID2/2NO mixdrive brass 3/8"Ø12 FPM
WV910900004	EV-FLUID2/2NO mixdrive brass 1/2"Ø12 FPM
WV910900005	EV-FLUID2/2NO mixdrive brass 3/4"Ø18 FPM
WV910900006	EV-FLUID2/2NO mixdrive brass 1"Ø25 FPM

Code	Description
SOLENOID VALVES, SERIES EV-FLUID, MIXED ACTION	
	
VERSION 2/2 NC, BRASS VALVE BODY, FKM/FPM GASKETS	
WV910600003	EV-FLUID 2/2NC mixdrive,brass3/8"Ø12 FPM
WV910600004	EV-FLUID 2/2NC mixdrive,brass1/2"Ø12 FPM
WV910600005	EV-FLUID 2/2NC mixdrive,brass3/4"Ø18 FPM
WV910600006	EV-FLUID 2/2NC mixdrive,brass1"Ø25 FPM
WV910610005	EV-FLUID 2/2NC mixdrive,brass3/4"Ø18 FPM
WV910610006	EV-FLUID 2/2NC mixdrive,brass1"Ø25 FPM

Code	Description
COILS AND CONNECTORS see page 75	

ACTUATED VALVES SERIES RV-FLUID

ACTUATED BALL VALVES SERIES RV-FLUID



2-WAYS BRASS ACTUATED BALL VALVES

single acting

W0900300090	RV-FLUID ball 2V OT 1/4 DN8 SE
W0900300091	RV-FLUID ball 2V OT 3/8 DN10 SE
W0900300092	RV-FLUID ball 2V OT 1/2 DN15 SE
W0900300093	RV-FLUID ball 2V OT 3/4 DN20 SE
W0900300094	RV-FLUID ball 2V OT 1 DN25 SE
W0900300095	RV-FLUID ball 2V OT 1-1/4 DN32 SE
W0900300096	RV-FLUID ball 2V OT 1-1/2 DN40 SE
W0900300097	RV-FLUID ball 2V OT 2 DN50 SE
W0900300098	RV-FLUID ball 2V OT 2-1/2 DN65 SE
W0900300099	RV-FLUID ball 2V OT 3 DN80 SE

double acting

W0900300101	RV-FLUID ball 2V OT 1/4 DN8 DE
W0900300102	RV-FLUID ball 2V OT 3/8 DN10 DE
W0900300103	RV-FLUID ball 2V OT 1/2 DN15 DE
W0900300104	RV-FLUID ball 2V OT 3/4 DN20 DE
W0900300105	RV-FLUID ball 2V OT 1 DN25 DE
W0900300106	RV-FLUID ball 2V OT 1-1/4 DN32 DE
W0900300107	RV-FLUID ball 2V OT 1-1/2 DN40 DE
W0900300108	RV-FLUID ball 2V OT 2 DN50 DE
W0900300109	RV-FLUID ball 2V OT 2-1/2 DN65 DE
W0900300110	RV-FLUID ball 2V OT 3 DN80 DE

3-WAYS BRASS ACTUATED BALL VALVES

single acting - "L" shaped ball hole

W0900300141	RV-FLUID ball 3V L OT 1/4 DN8 SE
W0900300142	RV-FLUID ball 3V L OT 3/8 DN10 SE
W0900300143	RV-FLUID ball 3V L OT 1/2 DN15 SE
W0900300144	RV-FLUID ball 3V L OT 3/4 DN20 SE
W0900300145	RV-FLUID ball 3V L OT 1 DN25 SE
W0900300146	RV-FLUID ball 3V L OT 1-1/4 DN32 SE
W0900300147	RV-FLUID ball 3V L OT 1-1/2 DN40 SE
W0900300148	RV-FLUID ball 3V L OT 2 DN50 SE

single acting - "T" shaped ball hole

W0900300151	RV-FLUID ball 3V T OT 1/4 DN8 SE
W0900300152	RV-FLUID ball 3V T OT 3/8 DN10 SE
W0900300153	RV-FLUID ball 3V T OT 1/2 DN15 SE
W0900300154	RV-FLUID ball 3V T OT 3/4 DN20 SE
W0900300155	RV-FLUID ball 3V T OT 1 DN25 SE
W0900300156	RV-FLUID ball 3V T OT 1-1/4 DN32 SE
W0900300157	RV-FLUID ball 3V T OT 1-1/2 DN40 SE
W0900300158	RV-FLUID ball 3V T OT 2 DN50 SE

double acting - "L" shaped ball hole

W0900300121	RV-FLUID ball 3V L OT 1/4 DN8 DE
W0900300122	RV-FLUID ball 3V L OT 3/8 DN10 DE
W0900300123	RV-FLUID ball 3V L OT 1/2 DN15 DE
W0900300124	RV-FLUID ball 3V L OT 3/4 DN20 DE
W0900300125	RV-FLUID ball 3V L OT 1 DN25 DE
W0900300126	RV-FLUID ball 3V L OT 1-1/4 DN32 DE
W0900300127	RV-FLUID ball 3V L OT 1-1/2 DN40 DE
W0900300128	RV-FLUID ball 3V L OT 2 DN50 DE

double acting - "T" shaped ball hole

W0900300131	RV-FLUID ball 3V T OT 1/4 DN8 DE
W0900300132	RV-FLUID ball 3V T OT 3/8 DN10 DE
W0900300133	RV-FLUID ball 3V T OT 1/2 DN15 DE
W0900300134	RV-FLUID ball 3V T OT 3/4 DN20 DE
W0900300135	RV-FLUID ball 3V T OT 1 DN25 DE
W0900300136	RV-FLUID ball 3V T OT 1-1/4 DN32 DE
W0900300137	RV-FLUID ball 3V T OT 1-1/2 DN40 DE
W0900300138	RV-FLUID ball 3V T OT 2 DN50 DE

2-WAYS STAINLESS STEEL ACTUATED BALL VALVES

single acting

W0900300009	RV-FLUID ball 2V stainless 1/4 DN10 SE
W0900300010	RV-FLUID ball 2V stainless 3/8 DN10 SE
W0900300011	RV-FLUID ball 2V stainless 1/2 DN15 SE
W0900300012	RV-FLUID ball 2V stainless 3/4 DN20 SE
W0900300013	RV-FLUID ball 2V stainless 1 DN25 SE
W0900300014	RV-FLUID ball 2V stainless 1-1/4 DN32 SE
W0900300015	RV-FLUID ball 2V stainless 1-1/2 DN40 SE
W0900300016	RV-FLUID ball 2V stainless 2 DN50 SE

double acting

W0900300001	RV-FLUID ball 2V stainless 1/4 DN10 DE
W0900300002	RV-FLUID ball 2V stainless 3/8 DN10 DE
W0900300003	RV-FLUID ball 2V stainless 1/2 DN15 DE
W0900300004	RV-FLUID ball 2V stainless 3/4 DN20 DE
W0900300005	RV-FLUID ball 2V stainless 1 DN25 DE
W0900300006	RV-FLUID ball 2V stainless 1-1/4 DN32 DE
W0900300007	RV-FLUID ball 2V stainless 1-1/2 DN40 DE
W0900300008	RV-FLUID ball 2V stainless 2 DN50 DE

3-WAYS STAINLESS STEEL ACTUATED BALL VALVES

single acting - "L" shaped ball hole

W0900300161	RV-FLUID ball 3V L stainless 1/4 DN8 SE
W0900300162	RV-FLUID ball 3V L stainless 3/8 DN10 SE
W0900300163	RV-FLUID ball 3V L stainless 1/2 DN15 SE
W0900300164	RV-FLUID ball 3V L stainless 3/4 DN20 SE
W0900300165	RV-FLUID ball 3V L stainless 1 DN25 SE
W0900300166	RV-FLUID ball 3V L stainless 1-1/4 DN32 SE
W0900300167	RV-FLUID ball 3V L stainless 1-1/2 DN40 SE
W0900300168	RV-FLUID ball 3V L stainless 2 DN50 SE

single acting - "T" shaped ball hole

W0900300171	RV-FLUID ball 3V T stainless 1/4 DN8 SE
W0900300172	RV-FLUID ball 3V T stainless 3/8 DN10 SE
W0900300173	RV-FLUID ball 3V T stainless 1/2 DN15 SE
W0900300174	RV-FLUID ball 3V T stainless 3/4 DN20 SE
W0900300175	RV-FLUID ball 3V T stainless 1 DN25 SE
W0900300176	RV-FLUID ball 3V T stainless 1-1/4 DN32 SE
W0900300177	RV-FLUID ball 3V T stainless 1-1/2 DN40 SE
W0900300178	RV-FLUID ball 3V T stainless 2 DN50 SE

double acting - "L" shaped ball hole

W0900300080	RV-FLUID ball 3V L stainless 1/4 DN8 DE
W0900300081	RV-FLUID ball 3V L stainless 3/8 DN10 DE
W0900300082	RV-FLUID ball 3V L stainless 1/2 DN15 DE
W0900300083	RV-FLUID ball 3V L stainless 3/4 DN20 DE
W0900300084	RV-FLUID ball 3V L stainless 1 DN25 DE
W0900300085	RV-FLUID ball 3V L stainless 1-1/4 DN32 DE
W0900300086	RV-FLUID ball 3V L stainless 1-1/2 DN40 DE
W0900300087	RV-FLUID ball 3V L stainless 2 DN50 DE

double acting - "T" shaped ball hole

W0900300112	RV-FLUID ball 3V T stainless 1/4 DN8 DE
W0900300113	RV-FLUID ball 3V T stainless 3/8 DN10 DE
W0900300114	RV-FLUID ball 3V T stainless 1/2 DN15 DE
W0900300115	RV-FLUID ball 3V T stainless 3/4 DN20 DE
W0900300116	RV-FLUID ball 3V T stainless 1 DN25 DE
W0900300117	RV-FLUID ball 3V T stainless 1-1/4 DN32 DE
W0900300118	RV-FLUID ball 3V T stainless 1-1/2 DN40 DE
W0900300119	RV-FLUID ball 3V T stainless 2 DN50 DE

3-PIECE STAINLESS STEEL ACTUATED BALL VALVES

single acting

W0900300201	RV-FLUID ball 2V 3PZ stainless 1/4 DN10 SE
W0900300202	RV-FLUID ball 2V 3PZ stainless 3/8 DN10 SE
W0900300203	RV-FLUID ball 2V 3PZ stainless 1/2 DN15 SE
W0900300204	RV-FLUID ball 2V 3PZ stainless 3/4 DN20 SE
W0900300205	RV-FLUID ball 2V 3PZ stainless 1 DN25 SE
W0900300206	RV-FLUID ball 2V 3PZ stainless 1-1/4 DN32 SE
W0900300207	RV-FLUID ball 2V 3PZ stainless 1-1/2 DN40 SE
W0900300208	RV-FLUID ball 2V 3PZ stainless 2 DN50 SE
W0900300209	RV-FLUID ball 2V 3PZ stainless 2-1/2 DN65 SE
W0900300210	RV-FLUID ball 2V 3PZ stainless 3 DN80 SE

double acting

W0900300181	RV-FLUID ball 2V 3PZ stainless 1/4 DN10 DE
W0900300182	RV-FLUID ball 2V 3PZ stainless 3/8 DN10 DE
W0900300183	RV-FLUID ball 2V 3PZ stainless 1/2 DN15 DE
W0900300184	RV-FLUID ball 2V 3PZ stainless 3/4 DN20 DE
W0900300185	RV-FLUID ball 2V 3PZ stainless 1 DN25 DE
W0900300186	RV-FLUID ball 2V 3PZ stainless 1-1/4 DN32 DE
W0900300187	RV-FLUID ball 2V 3PZ stainless 1-1/2 DN40 DE
W0900300188	RV-FLUID ball 2V 3PZ stainless 2 DN50 DE
W0900300189	RV-FLUID ball 2V 3PZ stainless 2-1/2 DN65 DE
W0900300190	RV-FLUID ball 2V 3PZ stainless 3 DN80 DE

WAFER STAINLESS STEEL ACTUATED BALL VALVES

single acting

W0900300031	RV-FLUID ball 2V WF stainless 1/2 DN15 SE
W0900300032	RV-FLUID ball 2V WF stainless 3/4 DN20 SE
W0900300033	RV-FLUID ball 2V WF stainless 1 DN25 SE
W0900300034	RV-FLUID ball 2V WF stainless 1-1/4 DN32 SE
W0900300035	RV-FLUID ball 2V WF stainless 1-1/2 DN40 SE
W0900300036	RV-FLUID ball 2V WF stainless 2 DN50 SE

double acting

W0900300021	RV-FLUID ball 2V WF stainless 1/2 DN15 DE
W0900300022	RV-FLUID ball 2V WF stainless 3/4 DN20 DE
W0900300023	RV-FLUID ball 2V WF stainless 1 DN25 DE
W0900300024	RV-FLUID ball 2V WF stainless 1-1/4 DN32 DE
W0900300025	RV-FLUID ball 2V WF stainless 1-1/2 DN40 DE
W0900300026	RV-FLUID ball 2V WF stainless 2 DN50 DE

Code	Description	Code	Description	Code	Description
------	-------------	------	-------------	------	-------------

ACTUATED BUTTERFLY VALVES SERIES RV-FLUID



ACTUATED BUTTERFLY VALVES

- single acting**
- W0900300051 RV-FLUID butterfly cast-iron 2 DN50 SE
- W0900300052 RV-FLUID butterfly cast-iron 2-1/2 DN65 SE
- W0900300053 RV-FLUID butterfly cast-iron 3 DN80 SE
- W0900300054 RV-FLUID butterfly cast-iron 4 DN100 SE
- W0900300055 RV-FLUID butterfly cast-iron 5 DN125 SE
- W0900300056 RV-FLUID butterfly cast-iron 6 DN150 SE
- W0900300057 RV-FLUID butterfly cast-iron 8 DN200 SE
- double acting**
- W0900300041 RV-FLUID butterfly cast-iron 2 DN50 DE
- W0900300042 RV-FLUID butterfly cast-iron 2-1/2 DN65 DE
- W0900300043 RV-FLUID butterfly cast-iron 3 DN80 DE
- W0900300044 RV-FLUID butterfly cast-iron 4 DN100 DE
- W0900300045 RV-FLUID butterfly cast-iron 5 DN125 DE
- W0900300046 RV-FLUID butterfly cast-iron 6 DN150 DE
- W0900300047 RV-FLUID butterfly cast-iron 8 DN200 DE

ACCESSORIES ACTUATED VALVES SERIES RV-FLUID

- SWITCH BOX WITH ELECTROMECHANICAL MICROSWITCHES FOR ACTUATOR**
- W0900300915 Acc. switch box actuator size 032
- W0900300916 Acc. switch box actuator size 042-050-063
- W0900300917 Acc. switch box actuator size 115-145
- W0900300919 Acc. switch box actuator size 075-085-100

- POSITION INDICATOR FOR ACTUATOR**
- W0900300930 Position indicator for actuator size 032-042-050-063
- W0900300931 Position indicator for actuator size 075-085-100
- W0900300932 Position indicator for actuator size 115-145
- W0900300933 Position indicator for actuator size only without switch box

PEV

PEV Family	F Dimensions	3 Function	PE Operators 14	C Resetting (12)	WP Further details
PEV valve with pedal	3 1/4 0 M5 F Ø4	3 3/2 5 5/2	PE pedal operated	S mechanical springs C mechanical block B bistable	WP not guarded PR guarded

SERIES 70 VALVES

MAV Family	2 Dimensions	3 Function	PP Operators 14	S Resetting (12)	NC Further details
MAV manual valves	2 1/8" 3 1/4" 4 1/2"	3 3/2 5 5/2 6 5/3 8 2 x 3/2	PP drawer VL axial lever LE 90° lever BRE arranged for manual panel actuators	A pneumatic/mechanical springs* S mechanical springs B bistable D differential O differential *on demand	NC normally closed NO normally open OO no indication CC closed centres OC open centres PC pressure centres

MEV Family	2 Dimensions	3 Function	TA Operators 14	S Resetting (12)	NC Further details
MEV mechanically-operated valves	2 1/8"	3 3/2 5 5/2	TA plunger BR bidirectional roller UR unidirectional roller TS sensitive plunger RS sensitive roller AS sensitive aerial LL frontal roller lever	S mechanical springs A pneumatic/mechanical springs* *on demand	OO 5/2 NC normally closed

PNV Family	2 Dimensions	3 Function	PN Operators 14	S Resetting (12)	NC Further details
PNV pneumatic valves	2 1/8" 3 1/4" C 3/8" 4 1/2"	3 3/2 5 5/2 6 5/3 ■ 8 2-3/2	PN pneumatic	S mechanical springs B bistable D differential O stable for 5/3 A pneumatic/mechanical spring* *on demand	OO 5/2 NC normally closed NO normally open CC closed centres OC centri aperti PC open centres ▲ NC-NO normally closed-normally open

■ Available only for 1/8" and 1/4"

▲ Available only for 2-3/2

SOV Family	2 Dimensions	3 Function	SO Operators 14	S Resetting (12)	NC Further details
SOV solenoid/pneumatic	2 1/8" 3 1/4" C 3/8" 4 1/2"	3 3/2 5 5/2 6 5/3 ■ 8 2-3/2	SO solenoid SE solenoid assisted	S mechanical springs B bistable D differential P pneumatic A pneumatic/mechanical spring* *on demand	OO 5/2 NC normally closed NO normally open CC closed centres OC centri aperti PC open centres ▲ NC-NO normally closed-normally open

■ Available only for 1/8" and 1/4"

▲ Available only for 2-3/2

SERIES 70 VALVES ON BASE

PNV Family	B Dimensions	5 Function	PN Operators 14	S Resetting (12)	OO Further details
PNV pneumatic SOV eletro-pneumatic	B 1/8" on base	5 5/2 6 5/3	PN pneumatic SO solenoid SE solenoid assisted	S mechanical springs B bistable D differential	OO 5/2 CC closed centres OC open centres PC pressure centres

VALVOLE NAMUR

PNV Family	A Dimensions	5 Function	PN Operators 14	S Resetting (12)	OO Further details
PNV pneumatic SOV electro-pneumatic	A NAMUR	5 5/2 4 4/2	PN pneumatic SO solenoid	S mechanical springs B bistable	OO 5/2 NC normally closed

10 MM SOLENOID VALVES SERIES PLT-10

722 Family	1 Positioning	1 Power connection	3 Ø Through	3 Power	4 Voltage	0 Led	1 Manual control	OO Version
Solenoid valves series "PLT-10"	1 base and connection on same side	1 Plug-in	3 0.6 mm 6 1.2 mm	3 0.7 W 5 0.8 W 8 3/0.3 W 9 4.2/0.7 W	3 12VDC 4 24VDC	0 - 1 LED	0 - 1 manual monostable	OO Standard
	2 base and connection opposite sides							
	1 Base and connection opposite sides	M M8x1	3 0.6 mm 6 1.2 mm	5 0.8 W 9 4.2/0.7 W	4 24VDC	1 LED		

SOLENOID FOR PLT-10 MULTIPLE CONNECTION

722 Family	1 Positioning	2 Power connection	3 Ø Through	3 Power	4 Voltage	0 Led	1 Manual control	0 Version	0
Solenoid valves series "PLT-10"	1 base and connection on same side	2 for multiple base	3 0.6 mm 6 1.2 mm	3 0.7 W 5 0.8 W 8 3/0.3 W for NC 3/0.7 W for NO 9 4.2/0.7 W	3 12VDC 4 24VDC	0 - 1 LED	0 - 1 manual monostable	0 NC 1 NO	0 Standard

PIV.M

PIV Family	1 Air hole	3 Number of ways	M Dimensions	0 Thread	1 Version	NC Further details
	1 1 mm 3 1.1 mm 6 1.5 mm	3 3 ways	M 15 x 15	0 on base	1 24 VDC 3 24 VAC 5 110 VAC 7 220 VAC	NC normally closed NO normally open

PIV ON BASE

PIV Family	7 Air hole	3 Number of ways	T Connection	0 Thread	O Version	NC Further details
	4 1.2 mm 7 1.6 mm 8 1.8 mm Y 2.4 mm	2 2 ways 3 3 ways	I 22x22 operator Ø 8 T 22x22 operator Ø 9 B 30x30 operator Ø 13	0 on base	O on base with conveyed exhaust B on base S standard	NC normally closed NO normally open

PIV IN-LINE

PIV Family	7 Air hole	2 Number of ways	B Connection	4 Thread	5 Version	NC Further details
	4 1.2 mm 7 1.6 mm 8 1.8 mm Y 2.4 mm W 3 mm X 4 mm Z 6 mm	2 2 ways 3 3 ways	I 22x22 operator Ø 8 B 30x30 operator Ø 13	5 M5 4 G1/4" 8 G1/8"	S standard	NC normally closed NO normally open

MINIMACH VALVES

M S V Family	0 Dimensions	5 Function	S O Operators 14	B Resetting (12)	O O Further details	2 4 V D C Voltage
MSV minivalves solenoid	0 M5	3 3/2 5 5/2 6 5/3	SO solenoid	B bistable S mechanical springs	NC normally closed NO normally open OO 5/2 CC closed centres OC open centres PC pressure centres	24VDC PLUG-IN 24VDC connector M8 M8 24VDC connector

MACH 11 VALVES

M S V Family	1 Dimensions	5 Function	S O Operators 14	B Resetting (12)	O O Further details	2 4 V D C Voltage
MSV mini-solenoid valve MPV mini-pneumatic valve	1 M7	5 5/2 6 5/3	SO solenoid SE solenoid assisted PN pneumatic	B bistable S mechanical springs	OO 5/2 CC closed centres OC open centres PC pressure centres	24VDC PLUG-IN 24VDC connector M8 M8 24VDC connector

MACH 16 VALVES

M S V Family	2 Dimensions	5 Function	S O Operators 14	B Resetting (12)	O O Further details	2 4 V D C Voltage
MSV solenoid/pneumatic MPV pneumatic	2 1/8"	5 5/2 6 5/3	SO solenoid SE solenoid assisted PN pneumatic	P pneumatic spring S mechanical springs B bistable	OO 5/2 CC closed centres OC open centres PC pressure centres	24VDC 24VAC 110VAC 220VAC

MULTIPLE CONNECTORS MACH 16 VALVES

A Family	0 8 No. of positions	B	W C 5	0 8 Size	M M 6 V L	2 4 V D C Voltage
A multiple base for solenoid/pneumatic connection Mach 16	04 4 posn. 06 6 posn. 08 8 posn. 10 10 posn.	M electrical connection only for monostable valves	MCN electrical connection WC5 pre-wired cable 5 m ACM additional connection for monostable battery	08 G 1/8"	M MSV 25 SMS OO V MSV 25 SCS OO L MSV 25 SMP OO J MSV 25 SMB OO K MSV 25 SCB OO G MSV 26 SMS CC O MSV 26 SCS CC E MSV 26 SMS OC F MSV 26 SCS OC B MSV 26 SMS PC C MSV 26 SCS PC A blanking plate D intermediate diaphragm	24VDC 24VAC
B manifold base for Mach 16 solenoid/pneumatic connection	12 12 posn.	B electrical connection for bistable valves				

N.B.: The valve insertion order inside the descriptive key is the following, starting from the connector, from the left towards the right: the first left square corresponds to the first valve close to the connector on the base. There are 12 squares available for the description: if you order a base with less than 12 positions, complete by placing a 0 in the remaining boxes.

ISO 15407-1/VDMA 24563-02 MACH 18 VALVES

M S V Family	D Dimensions	5 Function	S O Operators 14	S Resetting (12)	O O Further details	2 4 V D C Voltage
MSV solenoid/pneumatic MPV pneumatic	D ISO 15407-1/VDMA 24563-02	5 5/2 6 5/3	SO solenoid/pneumatic SE solenoid-pilot-assisted PN pneumatic	S mechanical springs B bistable	OO 5/2 CC closed centres OC open centres PC pressure centres	24VDC 24VAC 110VAC 220VAC

ISO VALVES

IPV Family	5 Dimensions	5 Function	PN Operators 14	S Resetting (12)	OO Further details
IPV ISO pneumatic	5 ISO 1	5 5/2	PN pneumatic	S mechanical springs	OO 5/2
ISV ISO solenoid/pneumatic	6 ISO 2 7 ISO 3	6 5/3	SO solenoid/pneumatic SE electric pilot-assisted * DO solenoid/pneumatic in line * DE solenoid assisted in line M12 ● CO M12 solenoid/pneumatic ● CE M12 solenoid assisted	B bistable D differential	CC closed centres OC open centres PC pressure centres

* Only for ISO 1

● Only for ISO 1 and ISO 2

SAFE AIR VALVES AND SAFE AIR VALVES DOUBLE

SOV Family	2 Dimensions	3 Function	SO Operators 14	S Resetting (12)	NC Further details	3F Sensor
SOV solenoid/pneumatic	2 1/8" 3 1/4" C 3/8"	3 3/2	SO soleoid pneumatic SE electric pilot-assisted	S mechanical springs	NC Normally-Closed DD Double 3/2	3F 2.5 m 3 wires M8 0.3 m M8 AT 2 m ATEX

ISV Family	5 Dimensions	5 Function	SO Operators 14	S Resetting (12)	OO Further details	3F Sensor
ISV solenoid/pneumatic ISO	5 ISO 1 6 ISO 2 7 ISO 3	5 5/2	SO soleoid pneumatic SE electric pilot-assisted	S mechanical springs	OO 5/2 DD double 5/2	3F 2.5 m 3 wires M8 0.3 m M8 AT 2 m ATEX

EB 80 SIGNAL MODULES - S

02282 Family	S Subsystem	0 Supply	1 Type
02282 EB 80	S Signals	0 complete	1 8 M8 digital inputs 2 8 M8 digital outputs 3 6 M8 digital outputs + electrical supply 4 4 M8 analogue inputs 5 4 M8 analogue outputs

EB 80 ELECTRICAL CONNECTION - E

02282 Family	E Subsystem	0 Supply	1 Type
02282 EB 80	E Electrical connection	0 complete	25 25-pin connector 44 44-pin connector EN EtherNet/IP EC EtherCAT PN Profinet IO CN CANopen PB Profibus-DP PL Ethernet PowerLink AD Additional island

EB 80 COMPRESSED-AIR SUPPLY - P

02282 Family	P Subsystem	3 Port pipe 1	1 Pilot servo-assisted	Z Upper part	OO Ports 3 and 5 connection	0 Specialty
02282 EB 80	P Compressed air supply	1 Pipe Ø 8 (5/16") 2 Pipe Ø 10 3 Pipe Ø 12 5 Pipe Ø 1/2"	1 Non-servo-assisted X Servo-assisted	Z The upper part is present	0 Silencer ▲ 1 Pipe Ø 8 (5/16") ▲ 2 Pipe Ø 10 ▲ 3 Pipe Ø 12 ▲ 5 Pipe Ø 1/2" 6 2 pipes Ø 8 (5/16") (one for port 3, one for port 5) 9 Without connection	0 Standard
		9 Module for electric version only	1 Non-servo-assisted			

▲ For ports 3 and 5 use the same pipe Ø of port 1.

EB 80 BASES FOR VALVES - B

02282 Family	B Subsystem	3 Number of positions	0 Ports in the base	6 Number of solenoid pilot controls	8 1 st position (from left)	8 Fittings 2 nd position	8 3 rd position	0 Fittings 4 th position
02282 EB 80	B Base for valve	3 3 positions 4 4 positions	0 Full-flow ports ▲ 1 Port 1 sectioned ▲ 2 Ports 1, 3 and 5 sectioned ▲ 3 Ports 3 and 5 sectioned	▲ 3 3 controls ■ 4 4 controls ▲ 6 6 controls ■ 8 8 controls	1 Without cartridges 2 Pipe fitting Ø 1/4" 4 Pipe fitting Ø 4 (5/32") 6 Pipe fitting Ø 6 8 Pipe fitting Ø 8 (5/16")			▲ 0 (for 3-position base) ■ 1 Without cartridges ■ 2 Pipe fitting Ø 1/4" ■ 4 Pipe fitting Ø 4 (5/32") ■ 6 Pipe fitting Ø 6 ■ 8 Pipe fitting Ø 8 (5/16")

▲ For 3-position base only.

■ For 4-position base only.

EB 80 VALVES

7082 Family	E Type	0 Schema	1 Manual control
7082 EB 80	03 Electric, servo-assisted	Z 2 valves 2/2NC I 2 valves 3/2 NC W 2 valves 3/2 NO L 3/2 NC + 3/2 NO V 5/2 monostable K 5/2 bistable O 5/3 CC N O 5/3 CC Y Bypass	0 Monostable or for dummy valve 1 Bistable 8 For bypass only

EB 80 INTERMEDIATE SUPPORT - M

02282 Family	M Subsystem	3 Port fitting 1	0 Ports in the base	0 Additional electrical power supply	Z Upper part	3 Ports 3 and 5 fitting	0 Electrical connector
02282 EB 80	M Intermediate	1 Pipe fitting Ø 8 (5/16") 2 Pipe fitting Ø 10 3 Pipe fitting Ø 12 5 Pipe fitting Ø 1/2"	0 Full-flow ports 1 Port 1 closed 2 Ports 1, 3 and 5 closed 3 Ports 3 and 5 closed 4 Ports 1, 3, 5 and X closed	■ 0 Without ● 1 With	Z The upper part is present	0 Silencer ▲ 1 Pipe fitting Ø 8 (5/16") ▲ 2 Pipe fitting Ø 10 ▲ 3 Pipe fitting Ø 12 ▲ 5 Pipe fitting Ø 1/2" 6 2 pipes fitting Ø 8 (5/16") (one for port 3, one for port 5)	■ 0 Without ● 1 With

▲ For ports 3/5, use the same Ø pipe as port 1.

■ Same number for both positions.

● Same number for both positions.

EB 80 CLOSED END-PLATE - C

02282 Family	C Subsystem	1 Type
02282 EB 80	C Closed end-plate	1 For islands with multi-pole connection 2 For islands with fieldbus 3 For connection to additional islands

MULTIMACH - HDM

HDM Valve	2 INPUT end-plate	8 Electrical base	M Manual type	16 - W 8 - W 6 - O 4 - L 8 - 5 Type of valve	14 - 16 Further details
Heavy duty Multimach IP65	2 End-plate 1-11 pipe Ø 10 3 End-plate 1 pipe Ø 10 2S End-plate 1-11 pipe Ø 12	8 D-Sub 25 wire	M monostable manual control B bistable manual control	I n° 2 3/2 NC W n° 2 3/2 NO L 3/2 NO + 3/2 NC V 5/2 monostable K 5/2 bistable O 5/3 monostable *F 5/2 monostable 4 right-end-plate 1-11 pipe Ø12 5 blind end-plate 6 passing-intermede 7 blind intermediate 20 exhaust section 4 cartridge 4 6 cartridge 6 8 cartridge 8 - 14 mm 8S cartridge 8 - 23 mm 10 cartridge 10	14 IP65 25-wire shell 16 n° 2 brackets for DIN bar
	3 End-plate 1 pipe Ø 10	Version with standard address AS-4 1 node, 4 out, yellow cable AS-8 2 nodes, 8 out, yellow cable AO-4 1 node, 4 out and 4 in M8, yellow cable AP-4 1 node, 4 out and 4 in M12, yellow cable AZ-4 1 node, 4 out, yellow cable and black cable AZ-8 2 nodes, 8 out, yellow cable and black cable AE-4 1 node, 4 out and 4 in M8, yellow cable and black cable AE-8 2 nodes, 8 out and 8 in M8, yellow cable and black cable			
	2 End-plate 1-11 pipe Ø 10 3 End-plate 1 pipe Ø 10	P Profibus-DP EN EtherNet/IP CAN O CANopen 16 OUTPUT CAN I/O CANopen 8 INPUT and 16 OUTPUT B&R Fit for B&R			

* Uses a single PIN (like the V) and occupies 2 signals.

MULTIMACH - CM

CM Valve	2 INPUT end-plate	Function	M Manual type	16 - W 8 - W 6 - O 4 - L 8 - 5 Type of valve	M8 - M8 - 15 - 16 Further details
Clever Multimach	2 End-plate 1-11 3 End-plate 1	O multi-pole connection, valves only I/O multi-pole connection, valves and inputs ADD additional (slave) valves only PN O Profinet IO, valves only PN I/O Profinet IO, valves and inputs EC O EtherCAT, valves only EC I/O EtherCAT, valves and inputs EN O EtherNet/IP, valves only EN I/O EtherNet/IP, valves and inputs CAN O CANopen, valves only CAN I/O CANopen, valves and inputs	M monostable manual control B bistable manual control	I n° 2 3/2 NC W n° 2 3/2 NO L 3/2 NO + 3/2 NC V 5/2 monostable K 5/2 bistable O 5/3 monostable 5 blind end-plate 6 passing-intermede 7 blind intermediate 20 exhaust section 4 cartridge 4 6 cartridge 6 8 cartridge 8	● M8 module 8 input M8 * 14 shell 44 pin * 15 shell 44 + 44 pin 16 n° 2 brackets for DIN bar


● Not applicable with (add-on) ADD end-plate * For multi-pole connection only

MULTIMACH - MM

M 5 1 Valve	2 INPUT end-plate	8 Electrical base	16 - W 8 - W 6 - O 4 - L 8 - 5 Type of valve	12 - 14 Further details
Multimach IP51	2 End-plate 1-11 3 End-plate 1 4 reduced End-plate 1	8 Axial 25-wire connector base 9 Axial 9-wire connector base 10 25-wire rear connector base 11 9-wire rear connector base	I n° 2 3/2 NC W n° 2 3/2 NO L 3/2 NO + 3/2 NC V 5/2 monostable K 5/2 bistable O 5/3 monostable 5 blind end-plate 6 passing-intermede 7 blind intermediate 20 exhaust section 4 cartridge 4 6 cartridge 6 8 cartridge 8 - 14 mm	12 9-wire connector 14 25-wire connector 16 brackets for DIN bar

NOTES

Size Reference	Code	Code							
		w/out bushing 0	1/8" 1	1/4" 2	3/8" 3	1/2" 4	3/4" 5	1" 6	
FILTER									
	SY1								
	FIL SY1 5 RMSA	561_F10_	X	X	X	X			
	FIL SY1 20 RMSA	561_F20_	X	X	X	X			
	FIL SY1 5 RA	561_F40_	X	X	X	X			
	FIL SY1 20 RA	561_F50_	X	X	X	X			
	SY2								
	FIL SY2 5 RMSA	562_F10_	X			X	X	X	X
	FIL SY2 20 RMSA	562_F20_	X			X	X	X	X
FIL SY2 5 RA	562_F40_	X			X	X	X	X	
FIL SY2 20 RA	562_F50_	X			X	X	X	X	
DEPURATOR									
	SY1								
	DEP SY1 RMSA	561_D10_	X	X	X	X			
SY2									
DEP SY2 RMSA	562_D10_	X			X	X	X	X	
ACTIVE CARBON FILTER									
	SY1								
	AC SY1 RMSA	561_C10_	X	X	X	X			
SY2									
AC SY2 RMSA	562_C10_	X			X	X	X	X	
REGULATOR									
	SY1								
	REG SY1 08	561_R14_	X	X	X	X			
	REG SY1 012	561_R16_	X	X	X	X			
	SY2								
REG SY2 08	562_R14_	X			X	X	X	X	
REG SY2 012	562_R16_	X			X	X	X	X	
PILOT OPERATED REGULATOR									
	SY1								
	PILOT OPERATED REG SY1	561_R00_	X	X	X	X			
	PILOT OPERATED REG SY1 Anti-Corrosion	5X1_R00_	X	X	X	X			
	SY2								
PILOT OPERATED REG SY2	562_R00_	X			X	X	X	X	
PILOT OPERATED REG SY2 Anti-Corrosion	5X2_R00_	X			X	X	X	X	
IN-SERIES REGULATOR									
	SY1								
	REG in-series SY1 08	561_R24_	X	X	X	X			
	REG in-series SY1 012	561_R26_	X	X	X	X			
	SY2								
REG in-series SY2 08	562_R24_	X			X	X	X	X	
REG in-series SY2 012	562_R26_	X			X	X	X	X	
FILTER REGULATOR									
	SY1								
	FR SY1 5 08 RMSA	561_B14_	X	X	X	X			
	FR SY1 20 08 RMSA	561_B24_	X	X	X	X			
	FR SY1 5 08 RA	561_B44_	X	X	X	X			
	FR SY1 20 08 RA	561_B54_	X	X	X	X			
	FR SY1 5 012 RMSA	561_B16_	X	X	X	X			
	FR SY1 20 012 RMSA	561_B26_	X	X	X	X			
	FR SY1 5 012 RA	561_B46_	X	X	X	X			
	FR SY1 20 012 RA	561_B56_	X	X	X	X			
	SY2								
	FR SY2 5 08 RMSA	562_B14_	X			X	X	X	X
	FR SY2 20 08 RMSA	562_B24_	X			X	X	X	X
	FR SY2 5 08 RA	562_B44_	X			X	X	X	X
	FR SY2 20 08 RA	562_B54_	X			X	X	X	X
	FR SY2 5 012 RMSA	562_B16_	X			X	X	X	X
	FR SY2 20 012 RMSA	562_B26_	X			X	X	X	X
	FR SY2 5 012 RA	562_B46_	X			X	X	X	X
	FR SY2 20 012 RA	562_B56_	X			X	X	X	X
LUBRICATOR									
	SY1								
	LUB SY1	561_L10_	X	X	X	X			
SY2									
LUB SY2	562_L10_	X			X	X	X	X	

Size Reference	Code	w/out bushing	1/8"	1/4"	3/8"	1/2"	3/4"	1"	
		0	1	2	3	4	5	6	
V3V - SHUT-OFF VALVE									
	SY1								
	V3V SY1 manual	561_V10_	X	X	X	X			
	V3V SY1 pneumatic	561_V20_	X	X	X	X			
	V3V SY1 solenoid asservite	561_V30_	X	X	X	X			
	V3V SY1 solenoid	561_V70_	X	X	X	X			
	SY2								
	V3V SY2 manual	562_V10_	X			X	X	X	X
	V3V SY2 pneumatic	562_V20_	X			X	X	X	X
	V3V SY2 solenoid asservite	562_V30_	X			X	X	X	X
	V3V SY2 solenoid	562_V70_	X			X	X	X	X
PROGRESSIVE STARTER									
	SY1								
	APR SY1 solenoid	561_A70_	X	X	X	X			
	SY2								
	APR SY2 solenoid	562_A70_	X			X	X	X	X
	APR SY2 solenoid CNOMO	562_A71_	X			X	X	X	X
PRESSURE SWITCHES									
	SY1								
	Pres. cable 2 m SY1	561_S10_	X	X	X	X			
	Pres. connector M8 SY1	561_S20_	X	X	X	X			
	SY2								
	Pres. cable 2 m SY2	562_S10_	X			X	X	X	X
Pres. connector M8 SY2	562_S20_	X			X	X	X	X	
AIR TAKE-OFF									
	SY1								
	PA SY1	561_P10_	X						
	PA SY2	562_P10_	X						
	PA 4 ways SY1	561_P20_	X	X	X	X			
	PA 4 ways SY2	562_P20_	X			X	X	X	X
FR+LUB									
	SY1								
	FR+LUB SY1 20 08 RMSA	561_B24L10_		X	X	X			
	FR+LUB SY1 20 08 RA	561_B54L10_		X	X	X			
	SY2								
	FR+LUB SY2 20 08 RMSA	562_B24L10_				X	X	X	X
	FR+LUB SY2 20 08 RA	562_B54L10_				X	X	X	X
V3V + FR + LUB									
	SY1								
	V3V+FR+LUB SY1 20 08 RMSA	561_V10B24L10_		X	X	X			
	V3V+FR+LUB SY1 20 08 RA	561_V10B54L10_		X	X	X			
	SY2								
	V3V+FR+LUB SY2 20 08 RMSA	562_V10B24L10_				X	X	X	X
	V3V+FR+LUB SY2 20 08 RA	562_V10B54L10_				X	X	X	X
FIL+DEP									
	SY1								
	FIL+DEP SY1 05 RMSA	561_F10D10_		X	X	X			
	FIL+DEP SY1 05 RA	561_F40D10_		X	X	X			
	SY2								
	FIL+DEP SY2 5 RMSA	562_F10D10_				X	X	X	X
	FIL+DEP SY2 5 RA	562_F40D10_				X	X	X	X
FIL+LUB									
	SY1								
	FIL+LUB SY1 20 RMSA	561_F20L10_		X	X	X			
	FIL+LUB SY1 20 RA	561_F50L10_		X	X	X			
	SY2								
	FIL+LUB SY2 20 RMSA	562_F20L10_				X	X	X	X
	FIL+LUB SY2 20 RA	562_F50L10_				X	X	X	X

PRICE LIST SINGLE ELEMENT

Syntesi	Size	IN - threaded port	Element	Typology	OUT - threaded port
SINGLE ELEMENT, CODE AND PRICE LIST EXAMPLE					
56	1: size 1	1: 1/8" port	filter	40: 5 µm RA	3: 3/8" port
56	1: size 1	0 without bushing 1 1/8" port 2 1/4" port 3 3/8" port	F filter R regulator B filter regulator V selec. valv. V3V A start valve D depurator C active carbon filter L lubricator P air take-off S pressure switch	XX change from element to element See the individual product tables below	0 without bushing 1 1/8" port 2 1/4" port 3 3/8" port
56	2: size 2	0 without bushing 3 3/8" port 4 1/2" port 5 3/4" port 6 1" port	F filter R regulator B filter regulator V selec. valv. V3V A start valve D depurator C active carbon filter L lubricator P air take-off S pressure switch	XX change from element to element See the individual product tables below	0 without bushing 3 3/8" port 4 1/2" port 5 3/4" port 6 1" port

F	Tipology
Filter	10: 5 µm RMSA 20: 20 µm RMSA 30: 50 µm RMSA 40: 5 µm RA 50: 20 µm RA 60: 50 µm RA 11: 5 µm SAC 21: 20 µm SAC 31: 50 µm SAC

B	Tipology
Filter regulator	10 5 µm RMSA, 0=2 bar 20 20 µm RMSA, 0=2 bar 30 50 µm RMSA, 0=2 bar 12 5 µm RMSA, 0=4 bar 22 20 µm RMSA, 0=4 bar 32 50 µm RMSA, 0=4 bar 14 5 µm RMSA, 0=8 bar 24 20 µm RMSA, 0=8 bar 34 50 µm RMSA, 0=8 bar 16 5 µm RMSA, 0=12 bar 26 20 µm RMSA, 0=12 bar 36 50 µm RMSA, 0=12 bar 40 5 µm RA, 0=2 bar 50 20 µm RA, 0=2 bar 60 50 µm RA, 0=2 bar 42 5 µm RA, 0=4 bar 52 20 µm RA, 0=4 bar 62 50 µm RA, 0=4 bar 44 5 µm RA, 0=8 bar 54 20 µm RA, 0=8 bar 64 50 µm RA, 0=8 bar 46 5 µm RA, 0=12 bar 56 20 µm RA, 0=12 bar 66 50 µm RA, 0=12 bar 11 5 µm SAC, 0=2 bar 21 20 µm SAC, 0=2 bar 31 50 µm SAC, 0=2 bar 13 5 µm SAC, 0=4 bar 23 20 µm SAC, 0=4 bar 33 50 µm SAC, 0=4 bar 15 5 µm SAC, 0=8 bar 25 20 µm SAC, 0=8 bar 35 50 µm SAC, 0=8 bar 17 5 µm SAC, 0=12 bar 27 20 µm SAC, 0=12 bar 37 50 µm SAC, 0=12 bar

V	Tipology
V3V	10 manual with d3,5 hole 11 manual with d7 hole 20 pneumatic SY1 20 pneumatic SY2 30 solenoid pilot-assisted 70 solenoid

A	Tipology
Start valve	70 solenoid 71* solenoid CNOMO

D	Tipology
Depurator	10 RMSA 11 SAC

C	Tipology
Active carbon filter	10 RMSA

L	Tipology
Lubricator	10 top loading

P	Tipology
Air take-off	10 2 way version 20 4 way version

S	Tipology
Pressure switch	10 2 m cable 20 cable 300 mm and M8 conn.

RMSA: Tap with manual condensate drain and automatic drain when you remove pressure

RA: Tap with automatic condensate drain, independent from the pressure and the flow rate

* Only for the size 2

COMPOUND UNITS PRICE LIST: YOU OBTAIN IT BY ADDING THE LISTS OF THE SINGLE ELEMENTS, CALCULATED WITH THE PORT COMPLETE PRICE

Syntesi	Size	IN - threaded port	Element 1 (with threaded ports)	Typology	Element 2 (with threaded ports)	Typology	Element 3 (with threaded ports)	Typology	OUT - threaded port
UNITS OF THREE ELEMENT, CODE AND PRICE LIST EXAMPLE: V3V + FR + L									
56	1: size 1	1: 1/8" port	V: selec. valv. V3V	10: manual	B: filter regulator	24: 20 µm RMSA, 0-8 bar	L: lubricator	10: top loading	1: 1/8" port
56	1: size 1	1: 1/8" port	F filter	XX: change from element	F filter	XX: change from element	F filter	XX: change from element	1: 1/8" port
		2: 1/4" port	R regulator	to element	R regulator	to element	R regulator	to element	2: 1/4" port
	2: size 2	3: 3/8" port	B filter regulator		B filter regulator		B filter regulator		3: 3/8" port
		4: 1/2" port	V selec. valv. V3V		V selec. valv. V3V		V selec. valv. V3V		4: 1/2" port
		5: 3/4" port	A start valve		A start valve		A start valve		5: 3/4" port
		6: 1" port	D depurator		D depurator		D depurator		6: 1" port
			C active carbon filter		C active carbon filter		C active carbon filter		
			L lubricator		L lubricator		L lubricator		
	P air take-off		P air take-off		P air take-off				
	S pressure switch		S pressure switch		S pressure switch				

ANTI-CORROSION VERSION PRICE LIST: YOU OBTAIN IT BY ADDING THE EXTRA PRICE TO THE STANDARD VERSION

	without bushing	with bushing
FIL, DEP, AC, PA	Basic price +	
LUB	Basic price +	
REG, FR, V3V MAN	Basic price +	

The code will have an "X" at second position
Code example: 5611F101 FIL SY1 1/8 5 RMSA
 5X11F101 FIL SY1 1/8 5 RMSA anti-corrosion

ACCESSORIES SYNTESI

Code	Description	Quantity
MOUNTING BRACKET FOR REG. AND FR KNOB		
9200701	SF100 - BIT - ND 1/4 - SY1	20
9400701	SF200 ND-3/8 1/2 - SY2	20

Code	Description	Quantity
STAINLESS STEEL MOUNTING BRACKET		
9200716X	Stainless less mounting bracket SY1	6
9200717X	Stainless less mounting bracket SY2	6

Code	Description
CONNECTION BRACKETS ON DIN BAR	
9200718X	Connection brackets on DIN bar SY 1-2 anti-corrosion

Code	Description
PRESSURE GAUGE	
	ROUND
9700101	M 40 1/8 12
9700102	M 40 1/8 04
9800101	M 50 1/8 12
9800102	M 50 1/8 04
9900101	M 63 1/4 12
9700110	M 40X40 1/8 0-12

Code	Description
ADAPTOR FOR PRESSURE GAUGES (SY2)	
9210005	1/4 adapter for 1/8 pressure gauge

Code	Description
KIT COILS SIDE 22 IP65	
0222100100	Kit for coils 22 - IP65

Code	Description	Quantity
BOWL DISASSEMBLY SPANNER		
9170601	CS TF - TL BIT/SY1	
9210050	CS TF - TL SY2	

Code	Description	Quantity
CONNECTING NIPPLE KIT		
9210000	Connecting nipple kit SY1	20
9210010	Connecting nipple kit SY2	10
9210000X	Connecting nipple kit SY1 anti-corrosion	20
9210010X	Connecting nipple kit SY2 anti-corrosion	10

Code	Description	Quantity
THREADED PORT		
9210001	Kit IN OUT 1/8 SY1	20
9210002	Kit IN OUT 1/4 SY1	20
9210003	Kit IN OUT 3/8 SY1	20
9210011	Kit IN OUT 3/8 SY2	10
9210012	Kit IN OUT 1/2 SY2	10
9210013	Kit IN OUT 3/4 SY2	10
9210014	Kit IN OUT 1 SY2	10
9210001X	Kit IN OUT 1/8 SY1 anti-corrosion	20
9210002X	Kit IN OUT 1/4 SY1 anti-corrosion	20
9210003X	Kit IN OUT 3/8 SY1 anti-corrosion	20
9210011X	Kit IN OUT 3/8 SY2 anti-corrosion	10
9210012X	Kit IN OUT 1/2 SY2 anti-corrosion	10
9210013X	Kit IN OUT 3/4 SY2 anti-corrosion	10
9210014X	Kit IN OUT 1 SY2 anti-corrosion	10

Code	Description	Quantity
WALL-FIXING SCREW		
9210030	M4 x 55 fixing screw SY1	20
9210031	M5 x 75 fixing screw SY2	20
	Note: no. 20 screws and 20 washers each box	

Code	Description	Quantity
PADLOCK		
9062401	Padlock	

Code	Description	Quantity
KIT CONNECTING REGTRONIC		
9210004	Adaptor for REGTRONIC 1/4 SY1	20

Code	Description
SY1 - SY2 SIZE ADAPTER	
9210006	SY1 - SY2 size adapter
9210006X	SY1 - SY2 size adapter anti-corrosion

Code	Description	Quantity
90° CONNECTION ELEMENT KIT		
9210009	90° connection element kit SY1	20
9210019	90° connection element kit SY2	10
9210009X	90° connection element kit SY1 anti-corrosion	20
9210019X	90° connection element kit SY2 anti-corrosion	10

Code	Description
SY1 - SY2 KIT FOR CONNECTION TO SERIE 70 SAFE AIR® VALVES	
9210015	IN 1/4 SY1 block accessory
9210016	OUT 1/4 SY1 block accessory
9210017	IN 3/8 SY2 block accessory
9210018	OUT 3/8 SY2 block accessory

COILS AND CONNECTORS see page 75

SYNTESI SPARE PARTS

Code Description

SECURITY KNOB



9200703	Security knob apr/pressure switch

AUTOMATIC DRAIN



9000802	RA automatic drain spare part
9000803	SAC automatic drain spare part

BOWL RMSA/RA/SAC



9210100	Bowl FIL FR DEP RMSA SY1
9210101	Bowl FIL FR RA SY1
9210102	Bowl FIL FR DEP SAC SY1
9210105	Bowl FIL FR DEP RMSA SY2
9210106	Bowl FIL FR RA SY2
9210107	Bowl FIL FR DEP SAC SY2

LUBRICATOR BOWL



9210110	Bowl LUB SY1
9210115	Bowl LUB SY2

FILTERING ELEMENT



9210150	Filtering element 5µm (yellow) SY1
9210151	Filtering element 20µm (white) SY1
9210152	Filtering element 50µm (blue) SY1
9210155	Filtering element 5µm (yellow) SY2
9210156	Filtering element 20µm (white) SY2
9210157	Filtering element 50µm (blue) SY2

Code Description

PURIFIER FILTERING ELEMENT



9210160	Cartridge DEP SY1
9210165	Cartridge DEP SY2

AC FILTERING ELEMENT



9210161	Cartridge AC SY1
9210166	Cartridge AC SY2

TRANSPARENT LUBRICATOR COVER



9210180	Transparent cover LUB SY1
9210185	Transparent cover LUB SY2

LUBRICATOR OIL-FILLING CAP



9210181	Oil-filling cap LUB SY1
9210186	Oil-filling cap LUB SY2

SPRINGS FOR REGULATORS AND FR



9210190	Spring 02 SY1
9210191	Spring 04 SY1
9210192	Spring 08 SY1
9210193	Spring 012 SY1
9210195	Spring 02 SY2
9210196	Spring 04 SY2
9210197	Spring 08 SY2
9210198	Spring 012 SY2
9210192X	Spring 08 SY1 anti-corrosion
9210193X	Spring 012 SY1 anti-corrosion
9210197X	Spring 08 SY2 anti-corrosion
9210198X	Spring 012 SY2 anti-corrosion

Code Description

BELL FOR REG AND FR



9210200	Bell 02 SY1
9210201	Bell 04 SY1
9210202	Bell 08 SY1
9210203	Bell 012 SY1
9210220	Bell 02 SY2
9210221	Bell 04 SY2
9210222	Bell 08 SY2
9210223	Bell 012 SY2
9210202X	Bell 08 SY1 anti-corrosion
9210203X	Bell 012 SY1 anti-corrosion
9210222X	Bell 08 SY2 anti-corrosion
9210223X	Bell 012 SY2 anti-corrosion

POPPET FOR REG




9210210	Poppet REG SY1
9210230	Poppet REG SY2
9210210X	Poppet REG SY1 anti-corrosion
9210230X	Poppet REG SY2 anti-corrosion

POPPET FOR FR



9210211	Poppet FR 5mm SY1
9210212	Poppet FR 20mm SY1
9210213	Poppet FR 50mm SY1
9210231	Poppet FR 5µm SY2
9210232	Poppet FR 20µm SY2
9210233	Poppet FR 50µm SY2







CNOMO CONTROL FOR V3V AND APR SY2







9453922	Solenoid CNOMO control kit, manual bistable
---------	---

BIT STANDARD

Size	Code	1/8"	1/4"	
Reference		1	2	
FILTER				
	FIL BIT 5 RMSA	5_01001	X	X
	FIL BIT 5 SAC	5_01004	X	X
	FIL BIT 20 RMSA	5_01002	X	X
	FIL BIT 20 SAC	5_01005	X	X
	FIL BIT 50 RMSA	5_01003	X	X
	FIL BIT 50 SAC	5_01006	X	X
DEPURATOR				
	DEP RMSA	5_12001	X	X
MICRO-REGULATOR				
MICRO-REGULATOR (MR)				
	MR BIT 02	5_07001	X	X
	MR BIT 04	5_07002	X	X
	MR BIT 08	5_07003	X	X
	MR BIT 012	5_07004	X	X
CONTROLLED RELIEF MICROREGULATOR FC				
	MR BIT FC 02	5_11001	X	X
	MR BIT FC 04	5_11002	X	X
QUICK RELIEF MICROREGULATOR SR				
	MR BIT SR 02	5_02001	X	X
	MR BIT SR 04	5_02002	X	X
	MR BIT SR 08	5_02003	X	X
	MR BIT SR 012	5_02004	X	X
WATER MICROREGULATOR MRA				
	MRA BIT 02	5_08001	X	X
	MRA BIT 04	5_08002	X	X
	MRA BIT 08	5_08003	X	X
	MRA BIT 012	5_08004	X	X
PADLOCK MICROREGULATOR				
	MR BIT key 02	5_10001	X	X
	MR BIT key 04	5_10002	X	X
	MR BIT key 08	5_10003	X	X
	MR BIT key 012	5_10004	X	X
FILTER REGULATOR				
	FR BIT 5 02 RMSA	5_05001	X	X
	FR BIT 5 02 SAC	5_05013	X	X
	FR BIT 20 02 RMSA	5_05002	X	X
	FR BIT 20 02 SAC	5_05014	X	X
	FR BIT 50 02 RMSA	5_05003	X	X
	FR BIT 50 02 SAC	5_05015	X	X
	FR BIT 5 04 RMSA	5_05004	X	X
	FR BIT 5 04 SAC	5_05016	X	X
	FR BIT 20 04 RMSA	5_05005	X	X
	FR BIT 20 04 SAC	5_05017	X	X
	FR BIT 50 04 RMSA	5_05006	X	X
	FR BIT 50 04 SAC	5_05018	X	X
	FR BIT 5 08 RMSA	5_05007	X	X
	FR BIT 5 08 SAC	5_05019	X	X
	FR BIT 20 08 RMSA	5_05008	X	X
	FR BIT 20 08 SAC	5_05020	X	X
	FR BIT 50 08 RMSA	5_05009	X	X
	FR BIT 50 08 SAC	5_05021	X	X
	FR BIT 5 012 RMSA	5_05010	X	X
	FR BIT 5 012 SAC	5_05022	X	X
	FR BIT 20 012 RMSA	5_05011	X	X
	FR BIT 20 012 SAC	5_05023	X	X
	FR BIT 50 012 RMSA	5_05012	X	X
	FR BIT 50 012 SAC	5_05024	X	X

Size		Code	1/8"	1/4"
Reference			1	2
LUBRICATOR				
	LUB BIT	5_03001	X	X
AIR INTAKE				
	PAB - BIT	9100401		X
FIL+REG+LUB				
	FRL BIT 20 08 RMSA	5_04008	X	X
	FRL BIT 20 012 RMSA	5_04011	X	X
FR+LUB				
	FR+L BIT 20 08 RMSA	5_06008	X	X
	FR+L BIT 20 012 RMSA	5_06011	X	X
FIL+DEP				
	F+D BIT 5 RMSA	5_14001	X	X
	F+D BIT 5 SAC-RMSA	5_14002	X	X
FIL+LUB				
	F+L BIT 20 RMSA	5_13002	X	X

BIT SERIES F FOR WATER

Size		Code	1/8"	1/4"
Reference			1	2
FILTER				
	FIL BIT F	5_01002F	X	X
REGULATOR				
	WITH BRASS PORTS REG BIT F 02	5_08001F	X	X
	REG BIT F 04	5_08002F	X	X
	REG BIT F 08	5_08003F	X	X
	REG BIT F 012	5_08004F	X	X
	WITH TECHNOPOLYMER PORTS REG BIT F TP 02	5_28001F		X
	REG BIT F TP 04	5_28002F		X
	REG BIT F TP 08	5_28003F		X
	REG BIT F TP 012	5_28004F		X
FILTER-REGULATOR				
	FR BIT F 20 02	5_05102F	X	X
	FR BIT F 20 04	5_05105F	X	X
	FR BIT F 20 08	5_05108F	X	X
	FR BIT F 20 012	5_05111F	X	X

ACCESSORIES BIT STANDARD AND BIT SERIES F FOR WATER

Code	Description	Quantity
PRESSURE GAUGE ROUND		SQUARE
9700101*	M 40 1/8 12	
9700102*	M 40 1/8 04	
9700109*	M 40X40 1/8 04	
9700110*	M 40X40 1/8 012	

* Can not be used with water

Code	Description	Quantity
R/FR FIXING BRACKET		
9200701	SF100 - BIT - ND 1/4 - SY1	20

Code	Description
ASSEMBLY PLATE (PAIR)	
9170201	PAB 1/8 - 1/4 BIT

Code	Description
WALL MOUNTING BRACKET (PAIR)	
9170301	SFB 1/8 - 1/4 BIT

Code	Description
DOME DISASSEMBLY SPANNER	
9220701	Spares cover spanner LUB

Code	Description
COVER DISASSEMBLY SPANNER	
9170401	CS CS BIT

Code	Description
POPPET STRIPPING SPANNER RID.BIT	
9170501	CS OTR BIT

Code	Description
BOWL DISASSEMBLY SPANNER	
9170601	CS TF - TL BIT/SY1

SPARE PARTS BIT STANDARD

Code	Description
UPPER COVER FOR MR	
9250805	Spares CS 1/8 1/4 BIT 02
9250806	Spares CS 1/8 1/4 BIT 04
9250807	Spares CS 1/8 1/4 BIT 08
9250808	Spares CS 1/8 1/4 BIT 012

Code	Description
UPPER COVER FOR MR FC	
9250817	Spares CS FC 1/8 1/4 BIT 02
9250818	Spares CS FC 1/8 1/4 BIT 04

Code	Description
UPPER COVER FOR MRA	
9250809	Spares CSA 1/8 - 1/4 BIT 02
9250814	Spares CSA 1/8 - 1/4 BIT 04
9250815	Spares CSA 1/8 - 1/4 BIT 08
9250816	Spares CSA 1/8 - 1/4 BIT 012

Code	Description
COMPLETE POPPET FOR MR AND MRA	
9250705	Spares poppet for MR
9250706	Spares poppet for MR-SR (rapid drain)
9250708	Spares poppet for MRA

Code	Description
FILTER AND FILTER-REGULATOR BOWL	
9255001	Spares TF 1/8 1/4 BIT RMSA
9255101	Spares TF 1/8 1/4 BIT SAC

Code	Description
AUTOMATIC DRAIN (SAC)	
9000803	Spares SAC automatic drain

Code	Description
LUBRICATOR BOWL	
9251402	Spares TL 1/8 1/4 BIT

Code	Description
FILTER ELEMENT	
9251708	Spares FP 1/8-1/4 BIT 5 (yellow)
9251709	Spares FP 1/8-1/4 BIT 20 (white)
9251710	Spares FP 1/8-1/4 BIT 50 (blue)

Code	Description
FILTER CARTRIDGE	
9251808	Spares filter cartridge BIT 5 (yellow)
9251809	Spares filter cartridge BIT 20 (white)
9251810	Spares filter cartridge BIT 50 (blu)

Code	Description
DEPURATOR FILTER ELEMENT	
9251712	Spares FP DEP. 1/8 1/4 BIT

Code	Description
COMPLETE POPPET FOR FR	
9250905	Spares OTRF 1/8 1/4 BIT 5
9250906	Spares OTRF 1/8 1/4 BIT 20
9250907	Spares OTRF 1/8 1/4 BIT 50

Code	Description
TRANSPARENT LUBRICATOR COVER	
9251302	Spares CVL 100-200-300-400 BIT

Code	Description
SPRING FOR MR AND FR	
9250610	Spares MO 02 BIT
9250611	Spares MO 04 BIT
9250612	Spares MO 08 BIT
9250613	Spares MO 012 BIT

SPARE PARTS BIT F SERIES FOR WATER

Code	Description
FILTER ELEMENT	
9251709	Spares FP 1/8-1/4 BIT 20 (white)

Code	Description
FILTER CARTRIDGE	
9251809	Spares filter cartridge BIT 20 (white)

Code	Description
SPRING FOR MR AND FR	
9250610	Spares MO 02 BIT
9250611	Spares MO 04 BIT
9250612	Spares MO 08 BIT
9250613	Spares MO 012 BIT

Size	Code	Skillair 100			Skillair 200			Skillair 300				Skillair 400					
		w/out end plates	1/4"	3/8"	w/out end plates	1/4"	3/8"	1/2"	w/out end plates	1/2"	3/4"	1"	w/out end plates	1"	1 1/4"	1 1/2"	2"
Reference		32	32	33	34	34	35	36	44	44	45	46	61	61	62	63	64

FILTER



FIL 5 RMSA w/out end plates	88001A	X			X				X				X				
FIL 5 SAC w/out end plates	88007A	X			X								X				
FIL 5 RA w/out end plates	88004A								X				X				
FIL 20 RMSA w/out end plates	88002A	X			X				X				X				
FIL 20 SAC w/out end plates	88008A	X			X								X				
FIL 20 RA w/out end plates	88005A								X				X				
FIL 50 RMSA w/out end plates	88003A	X			X				X				X				
FIL 50 SAC w/out end plates	88009A	X			X								X				
FIL 50 RA w/out end plates	88006A												X				
FIL 5 RMSA	88001		X	X		X	X	X		X	X	X		X	X	X	X
FIL 5 SAC	88007		X	X		X	X	X									
FIL 5 RA	88004									X	X	X		X	X	X	X
FIL 20 RMSA	88002		X	X		X	X	X		X	X	X		X	X	X	X
FIL 20 SAC	88008		X	X		X	X	X									
FIL 20 RA	88005									X	X	X		X	X	X	X
FIL 50 RMSA	88003		X	X		X	X	X		X	X	X		X	X	X	X
FIL 50 SAC	88009		X	X		X	X	X									
FIL 50 RA	88006									X	X	X		X	X	X	X

DEPURATOR



D RMSA w/out end plates	88001A	X			X				X				X				
D RA w/out end plates	88002A								X				X				
D RMSA	88001		X	X		X	X	X		X	X	X		X	X	X	X
D RA	88002									X	X	X		X	X	X	X

ACTIVE CARBON FILTER



FIL AC RMSA w/out end plates	88003A	X			X				X				X				
FIL AC RMSA	88003		X	X	X	X	X	X	X	X	X	X	X	X	X	X	X

DIAPHRAGM DRIER SERIE DRY 100



DRY 100 w/out end plates	3290001A	X															
DRY 100	3_90001	X	X	X													
F+D+PA+DRY 100 1/4" RMSA-RMSA	3_91001		X	X													
F+D+PA+DRY 100 1/4" SAC-RMSA	3_91005		X	X													
F+D+PA+DRY 100 1/4" SAC-SAC	3_91006		X	X													

REGULATORS









REG 02 w/out end plates	02001A	X			X												
REG 04 w/out end plates	02002A	X			X												
REG 08 w/out end plates	02003A	X			X												
REG 012 w/out end plates	02004A	X			X												
REG 02	02001		X	X		X	X	X						X	X	X	X
REG 04	02002		X	X		X	X	X									
REG 08	02003		X	X		X	X	X									
REG 012	02004		X	X		X	X	X									
REG 04 w/out end plates	02001A								X				X				
REG 08 w/out end plates	4402002A								X								
REG 012 w/out end plates	4402003A								X								
REG 04	4_02001									X	X	X					
REG 08	4_02002									X	X	X					
REG 012	4_02003									X	X	X					

100 IN-SERIES REGULATOR




REG batteria 100 02 w/out end plates	3202101A	X															
REG batteria 100 04 w/out end plates	3202102A	X															
REG batteria 100 08 w/out end plates	3202103A	X															
REG batteria 100 012 w/out end plates	3202104A	X															
REG batteria 100 02	3_02101		X	X													
REG batteria 100 04	3_02102		X	X													
REG batteria 100 08	3_02103		X	X													
REG batteria 100 012	3_02104		X	X													


Size	Code	Skillair 100			Skillair 200			Skillair 300				Skillair 400					
		w/out end plates	1/4"	3/8"	w/out end plates	1/4"	3/8"	1/2"	w/out end plates	1/2"	3/4"	1"	w/out end plates	1"	1 1/4"	1 1/2"	2"
Reference		32	32	33	34	34	35	36	44	44	45	46	61	61	62	63	64
PADLOCKABLE REGULATOR																	
	REG key 02 w/out end plates	10001A	X			X				X							
	REG key 04 w/out end plates	10002A	X			X				X							
	REG key 08 w/out end plates	10003A	X			X				X							
	REG key 012 w/out end plates	10004A	X			X				X							
	REG key 02	10001		X	X			X	X	X							
	REG key 04	10002		X	X			X	X	X							
	REG key 08	10003		X	X			X	X	X							
	REG key 012	10004		X	X			X	X	X							
	REG 300 key 02	10000									X	X	X				
	REG 300 key 04	10001									X	X	X				
	REG 300 key 08	10002									X	X	X				
	REG 300 key 012	10003									X	X	X				
PILOT REGULATOR																	
	REG P 02	3206001		X													
	REG P 04	3206002		X													
	REG P 08	3206003		X													
	REG P 012	3206004		X													
PILOT PADLOCKABLE REGULATOR																	
	REG P key 02	3208001		X													
	REG P key 04	3208002		X													
	REG P key 08	3208003		X													
	REG P key 012	3208004		X													
300 PILOT OPERATED REGULATOR																	
	REG pilotato w/out end plates	4403003A								X							
	REG pilotato	03003									X	X	X				
FILTER REGULATOR																	
	FR 5 08 RMSA w/out end plates	83007A	X			X											
	FR 5 08 SAC w/out end plates	83031A	X			X											
	FR 20 08 RMSA w/out end plates	83008A	X			X											
	FR 20 08 SAC w/out end plates	83032A	X			X											
	FR 50 08 RMSA w/out end plates	83009A	X			X											
	FR 50 08 SAC w/out end plates	83033A	X			X											
	FR 5 012 RMSA w/out end plates	83010A	X			X											
	FR 5 012 SAC w/out end plates	83034A	X			X											
	FR 20 012 RMSA w/out end plates	83011A	X			X											
	FR 20 012 SAC w/out end plates	83035A	X			X											
	FR 50 012 RMSA w/out end plates	83012A	X			X											
	FR 50 012 SAC w/out end plates	83036A	X			X											
	FR 300 5 08 RMSA w/out end plates	4483004A								X							
	FR 300 5 08 RA w/out end plates	4483013A								X							
	FR 300 20 08 RMSA w/out end plates	4483005A								X							
	FR 300 20 08 RA w/out end plates	4483014A								X							
	FR 300 50 08 RMSA w/out end plates	4483006A								X							
	FR 300 50 08 RA w/out end plates	4483015A								X							
	FR 300 5 012 RMSA w/out end plates	4483007A								X							
	FR 300 5 012 RA w/out end plates	4483016A								X							
	FR 300 20 012 RMSA w/out end plates	4483008A								X							
	FR 300 20 012 RA w/out end plates	4483017A								X							
	FR 300 50 012 RMSA w/out end plates	4483009A								X							
	FR 300 50 012 RA w/out end plates	4483018A								X							
	FR 5 08 RMSA	83007		X	X		X	X	X								
	FR 5 08 SAC	83031		X	X		X	X	X								
	FR 20 08 RMSA	83008		X	X		X	X	X								
	FR 20 08 SAC	83032		X	X		X	X	X								
	FR 50 08 RMSA	83009		X	X		X	X	X								
	FR 50 08 SAC	83033		X	X		X	X	X								
	FR 5 012 RMSA	83010		X	X		X	X	X								
	FR 5 012 SAC	83034		X	X		X	X	X								
	FR 20 012 RMSA	83011		X	X		X	X	X								
	FR 20 012 SAC	83035		X	X		X	X	X								
	FR 50 012 RMSA	83012		X	X		X	X	X								
	FR 50 012 SAC	83036		X	X		X	X	X								
	FR 300 5 08 RMSA	83004									X	X	X				
	FR 300 5 08 RA	83013									X	X	X				
	FR 300 20 08 RMSA	83005									X	X	X				
	FR 300 20 08 RA	83014									X	X	X				
	FR 300 50 08 RMSA	83006									X	X	X				
	FR 300 50 08 RA	83015									X	X	X				
	FR 300 5 012 RMSA	83007									X	X	X				
	FR 300 5 012 RA	83016									X	X	X				
	FR 300 20 012 RMSA	83008									X	X	X				
	FR 300 20 012 RA	83017									X	X	X				
	FR 300 50 012 RMSA	83009									X	X	X				
	FR 300 50 012 RA	83018									X	X	X				

Size	Code	Skillair 100			Skillair 200			Skillair 300			Skillair 400						
		w/out end plates	1/4"	3/8"	w/out end plates	1/4"	3/8"	1/2"	w/out end plates	1/2"	3/4"	1"	w/out end plates	1"	1 1/4"	1 1/2"	2"
Reference		32	32	33	34	34	35	36	44	44	45	46	61	61	62	63	64
LUBRICATOR																	
	LUB w/out end plates	81001A	X			X			X				X				
	LUB CD manual w/out end plates	81005A	X			X			X								
	LUB CD manual w/out end plates	6181004A											X				
	LUB ML-CD automatic w/out end plates	81006A							X				X				
	LUB	81001		X	X			X	X	X		X	X	X		X	X
	LUB CD manual	81005		X	X			X	X	X		X	X	X			
	LUB CD manual	81004												X	X	X	X
	LUB ML-CD automatic	81006								X	X	X		X	X	X	X


SHUT-OFF VALVE (V3V)

	V3V lockable w/out end plates	70001A	X			X			X								
	V3V pneum. w/out end plates	69000A	X			X			X				X				
	V3V solenoid w/out end plates	69001A	X			X											
	V3V solenoid ass. w/out end plates	69002A	X			X											
	V3V solenoid com. CNOMO w/out end plates	69004A				X			X				X				
	V3V solenoid com. CNOMO ass. w/out end plates	69005A				X			X				X				
	V3V key-operated w/out end plates	6169010A											X				
	V3V lockable w/out end plates	6170002A											X				
	V3V lockable	70001		X	X			X	X	X		X	X	X			
	V3V pneum.	69000		X	X			X	X	X		X	X	X		X	X
	V3V solenoid	69001		X	X			X	X	X							
	V3V solenoid ass.	69002		X	X			X	X	X							
	V3V solenoid com. CNOMO	69004						X	X	X		X	X	X		X	X
	V3V solenoid com. CNOMO ass.	69005						X	X	X		X	X	X		X	X
	V3V key-operated	6.69010											X	X	X	X	X
	V3V lockable	6.70002											X	X	X	X	X

PROGRESSIVE START VALVE (VAP)


	VAP w/out end plates	3271000A	X														
	VAP pneum. w/out end plates	3271500A	X														
	VAP solenoid w/out end plates	3271600A	X														
	VAP solenoid ass. w/out end plates	3271700A	X														
	VAP	3.71000		X	X												
	VAP pneum.	3.71500		X	X												
	VAP solenoid	3.71600		X	X												
	VAP solenoid ass.	3.71700		X	X												










PROGRESSIVE STARTER (APR)

	APR pneumatic w/out end plates	3267001A	X														
	APR solenoid w/out end plates	3267051A	X														
	APR pneumatic w/out end plates	3471000A				X											
	APR elpn. w/out end plates	3471001A				X											
	APR elpn. com. CNOMO w/out end plates	3471004A				X											
	APR pneumatic w/out end plates	4471900A							X								
	APR solenoid CNOMO w/out end plates	4471901A							X								
	APR pneumatic w/out end plates	6171002A											X				
	APR solenoid w/out end plates	6171003A											X				
	APR pneumatic	3.67001		X	X												
	APR solenoid	3.67051		X	X												
	APR pneumatic	3.71000				X	X	X									
	APR solenoid	3.71001				X	X	X									
	APR solenoid com. CNOMO	3.71004				X	X	X									
	APR pneumatic	4.71900							X	X	X						
	APR solenoid CNOMO	4.71901							X	X	X						
	APR pneumatic	6.71002											X	X	X	X	X
	APR solenoid	6.71003											X	X	X	X	X


Size	Code	Skillair 100			Skillair 200			Skillair 300			Skillair 400						
		w/out end plates	1/4"	3/8"	w/out end plates	1/4"	3/8"	1/2"	w/out end plates	1/2"	3/4"	1"	w/out end plates	1"	1 1/4"	1 1/2"	2"
Reference		2	2	1	2	2	3	4	2	2	1	2	1	1	2	3	4



AIR TAKE-OFF


	PA 100 w/out end plates	9200402A	X														
	PA 200 w/out end plates	9300402A				X											
	PA 300 w/out end plates	9400402A							X								
	PA 400 w/out end plates	9700401A											X				
	PA	920040		X	X												
	PA	930040				X	X	X									
	PA 300 1/2	9400402							X								
	PA	950040								X	X						
	PA	970040											X	X	X	X	X


Size	Code	Skillair 100			Skillair 200			Skillair 300				Skillair 400					
		w/out end plates	1/4"	3/8"	w/out end plates	1/4"	3/8"	1/2"	w/out end plates	1/2"	3/4"	1"	w/out end plates	1"	1 1/4"	1 1/2"	2"
Reference		32	32	33	34	34	35	36	44	44	45	46	61	61	62	63	64
PRESSURE SWITCHES																	
	PS 2A NO/NC cable 2 m w/out end plates	3240000A	X														
	PS 2A NO/NC connector M8 w/out end plates	3240001A	X														
	PS 2A NO/NC cable 2 m w/out end plates	3440000A			X												
	PS 2A NO/NC connector M8 w/out end plates	3440001A			X												
	PS 2A NO/NC cable 2 m w/out end plates	4440000A							X								
	PS 2A NO/NC connector M8 w/out end plates	4440001A							X								
SECURITY KNOB																	
	Security knob apr/pressure switch	9200703	X														
SUB-BASE AND ADAPTOR BASE																	
MULTIPLE SUB-BASES FOR REGULATORS																	
	SB 2 100 1/4 3/8	9200202	X														
	SB 2 200 1/4 3/8 1/2	9300202	X														
	SB 2 300 1/2 3/4	9400202	X														
	SB 3 100 1/4 3/8	9200302	X														
	SB 3 200 1/4 3/8 1/2	9300302	X														
	SB 3 300 1/2 3/4	9400302	X														
ADAPTOR BASE																	
	BA 100 1/4 3/8	9201801	X														
	BA 200 1/4 3/8 1/2	9321801	X														
	BA 300 1/2 3/4	9401801	X														
SIZE ADAPTOR																	
	BA 100-200	9301801	X														
	BA 100-300	9301802	X														
	BA 200-300	9301803	X														
FIL+REG+LUB																	
	FRL 20 08 RMSA	82008		X	X		X	X	X								
	FRL 20 012 RMSA	82011		X	X		X	X	X								
	FRL 20 08 RMSA	82005								X	X	X					
	FRL 20 012 RMSA	82008								X	X	X					
	FRL 20 08 RMSA	82002											X	X	X	X	X
	FRL 20 012 RA	82005											X	X	X	X	X
FR+LUB																	
	FR+L 100 20 08 RMSA	84008		X	X		X	X	X								
	FR+L 100 20 012 RMSA	84011		X	X		X	X	X								
	FR+L 300 20 08 RMSA	84005								X	X	X					
	FR+L 300 20 012 RMSA	84008								X	X	X					
V3V+FR+LUB																	
	VFR+L 20 08 RMSA	72008		X	X		X	X	X								
	VFR+L 20 012 RMSA	72011		X	X		X	X	X								
	VFR+L 20 08 RMSA	72005								X	X	X					
	VFR+L 20 012 RMSA	72008								X	X	X					
FIL+LUB																	
	F+L 20 RMSA	85002		X	X	X		X	X	X	X	X		X	X	X	X
	F+L 20 RA	85005											X	X	X	X	X
FIL+DEP																	
	F+D 5 RMSA-RMSA	89001		X	X		X	X	X		X	X	X				
	F+D 5 SAC-RMSA	89005		X	X		X	X	X								
	F+D 5 SAC-SAC	89006		X	X		X	X	X								
	F+D 5 RA-RA	89002								X	X	X					
	F+D 5 RMSA	6_89001											X	X	X	X	X
	F+D 5 RA	6_89002											X	X	X	X	X


ACCESSORIES SKILLAIR

Code	Description	Quantity
MOUNTING BRACKET FOR REG.		
		
9200701	SF100 - BIT - ND 1/4 - SY1	20
9400701	SF 1/2	20
9400702	SF 300 1/2" 3/4"	20

PRESSURE GAUGE		
ROUND	SQUARE	
		
9700101	M 40 1/8 12	
9700102	M 40 1/8 04	
9800101	M 50 1/8 12	
9800102	M 50 1/8 04	
9900101	M 63 1/4 12	
9700110	M 40X40 1/8 0-12	

Code	Description
CONNECTOR KIT FOR SKILLAIR CODE A	
	
9230301	Connector kit 100
9330301	Connector kit 200
9430301	Connector kit 300
9630301	Connector kit 400


Code	Description
INPUT/OUTPUT END PLATE KIT	
	
9230401	IN/OUT end plate kit 100 1/4
9330501	IN/OUT end plate kit 100 3/8
9330601	IN/OUT end plate kit 200 1/4
9330701	IN/OUT end plate kit 200 3/8
9330801	IN/OUT end plate kit 200 1/2
9430701	IN/OUT end plate kit 300 1/2
9530901	IN/OUT end plate kit 300 3/4
9531001	IN/OUT end plate kit 300 1
9631001	IN/OUT end plate kit 400 1
9631101	IN/OUT end plate kit 400 1 1/4
9631201	IN/OUT end plate kit 400 1 1/2
9631301	IN/OUT end plate kit 400 2


KIT COILS SIDE 22 IP65	
	
0222100100	Kit for coils 22 - IP65


COILS AND CONNECTORS see page 75


SKILLAIR SPARE PARTS


FILTER BOWL	
	
9253301	Spares TF 100 RMSA
9255301	Spares TF 100 SAC
9353301	Spares TF 200 RMSA
9355301	Spares TF 200 SAC
9453301	Spares TF 300 RMSA
9453401	Spares TF 300 RA
9653301	Spares TF 400 RMSA
9653401	Spares TF 400 RA


FILTERING/PURIFICATION ELEMENTS	
	
9251711	Spares FP DEP. 100 kit
9351711	Spares FP DEP. 200 kit
9451711	Spares FP DEP. 300 kit
9651711	Spares FP DEP. 400 kit


SPRINGS FOR REDUCERS AND FRs	
	
9250605	Spares MO 100 02
9250606	Spares MO 100 04
9250607	Spares MO 100 08
9250608	Spares MO 100 012
9350605	Spares MO 200 02
9350606	Spares MO 200 04
9350607	Spares MO 200 08
9350608	Spares MO 200 012
9450605	Spares MO 300 04
9450606	Spares MO 300 08
9450607	Spares MO 300 012
9450608	Spares MO 300 02

LUBRICATOR BOWL	
	
9253501	Spares TL 100
9202503	Spares TL 100 CA
9202502	Spares TL 100 CD
9202501	Spares TL 100 ML
9353501	Spares TL 200
9302501	Spares TL 200 CA
9302503	Spares TL 200 CD
9302502	Spares TL 200 ML
9453501	Spares TL 300
9202403	Spares TL 300 CA
9202401	Spares TL 300 CD
9202402	Spares TL 300 ML
9653501	Spares TL 400
9653502	Spares TL 400 CA
9653503	Spares TL 400 CD
9653504	Spares TL 400 ML


CARTRIDGE AC	
	
9251713	Spares cartridge 100 AC
9351713	Spares cartridge 200 AC
9451713	Spares cartridge 300 AC
9651712	Spares cartridge 400 AC

UPPER COVER FOR REGULATOR AND FR	
	
9250800	Spares CS 100 02
9250810	Spares CS 100 04
9250811	Spares CS 100 08
9250812	Spares CS 100 012
9350800	Spares CS 200 02
9350810	Spares CS 200 04
9350811	Spares CS 200 08
9350812	Spares CS 200 012
9450805	Spares CS 300 04
9450806	Spares CS 300 08
9450807	Spares CS 300 012
9450808	Spares CS 300 02

FILTERING ELEMENTS	
	
9251705	Spares FP 100 5
9251706	Spares FP 100 20
9251707	Spares FP 100 50
9351705	Spares FP 200 5
9351706	Spares FP 200 20
9351707	Spares FP 200 50
9451705	Spares FP 300 5
9451706	Spares FP 300 20
9451707	Spares FP 300 50
9651705	Spares FP 400 5
9651706	Spares FP 400 20
9651707	Spares FP 400 50

VENTURI LUBRICATOR DIAPHRAGM	
	
9252001	Spares MB 100
9352001	Spares MB 200
9452001	Spares MB 300
9652601	Spares MB 400

TRANSPARENT LUBRICATOR COVER	
	
9251302	Spares CVL 100-200-300-400 BIT

COMPLETE POPPET FOR REGULATORS	
	
9250704	Spares OTR 100
9350704	Spares OTR 200
9450704	Spares OTR 300
9650704	Spares OTR 400

Code Description
COMPLETE POPPET FOR FR



9250902	Spares OTFR 100 5
9250903	Spares OTFR 100 20
9250904	Spares OTFR 100 50
9350902	Spares OTFR 200 5
9350903	Spares OTFR 200 20
9350904	Spares OTFR 200 50
9450902	Spares OTFR 300 5
9450903	Spares OTFR 300 20
9450904	Spares OTFR 300 50

UPPER COVER DISASSEMBLY SPANNER



9220701	Spares cover spanner LUB
---------	--------------------------

REG AND FR VISUAL DOME DISASSEMBLY SPANNER



9220401	Spares dome disass. spanner 100
9323401	Spares dome disass. spanner 200
9420401	Spares dome disass. spanner 300

POPPET DISASSEMBLY SPANNER (FOR REG.)



9220501	Spares R cap disass. WR. 100
9323501	Spares R cap disass. WR. 200
9420501	Spares R cap disass. WR. 300

POPPET DISASSEMBLY SPANNER (FOR FR)




9220801	Spares FR cap disass. WR. 100
9320801	Spares FR cap disass. WR. 200
9420801	Spares FR cap disass. WR. 300

Code Description
CAP DISASSEMBLY SPANNER




9220601	Spares cap disass. 100
9323601	Spares cap disass. 200
9420601	Spares cap disass. 300

PROVISION FOR SOLENOID CONTROL TO CNOMO FOR APR-300




9454001	Spares PCE to CNOMO
---------	---------------------

PROVISION FOR MICRO SOLENOID CONTROL FOR APR-300



9453601	Spares PCE micro
---------	------------------

PROVISION FOR PNEUMATIC CONTROL FOR APR-300



9453701	Spares PCP pneumatic
---------	----------------------

CNOMO SOLENOID CONTROL FOR APR-300 AND V3V 300



9453901	Spares CEC CNOMO 24CC
9453902	Spares CEC CNOMO 24V
9453903	Spares CEC CNOMO 110V
9453904	Spares CEC CNOMO 220V

MICRO SOLENOID CONTROL FOR APR-300 AND V3V 300 (NO MORE IN THE CATALOGUE)



9453801	Spares CEM micro 24CC
9453802	Spares CEM micro 24V
9453803	Spares CEM micro 110V
9453804	Spares CEM micro 220V

Code Description
MANUAL LOCKABLE V3V 400



9455401	Spares kit C.C. 400
---------	---------------------

MANUAL LOCKABLE V3V 400



9455601	Spares kit lockable 400
---------	-------------------------

INPUT/OUTPUT COVER PLATE



9152103	Spares output cover plate 100
9152105	Spares input cover plate 100
9152115	Spares output cover plate 200
9152116	Spares input cover plate 200
9152104	Spares output cover plate 300
9152106	Spares input cover plate 300
9152118	Spares output cover plate 400
9152119	Spares input cover plate 400

INTERMEDIATE COVER PLATE



9152107	Spares intermediate cover plate 100
9152114	Spares intermediate cover plate 200
9152108	Spares intermediate cover plate 300
9152117	Spares intermediate cover plate 400

AUTOMATIC DRAIN (RA)












9000802	Spares RA automatic drain
---------	---------------------------


SPARES RA AUTOMATIC DRAIN





9000803	Spares SAC automatic drain
---------	----------------------------


		Code	1/4"	3/8"	1/2"	3/4"	1"
Size	Reference		2	3	4	5	6
FILTER							
	FIL 4 RMSA	1_21005	X	X	X	X	X
	FIL 4 RA	1_21009		X	X	X	X
	FIL 4 SAC	1_21013	X	X	X		
	FIL 20 RMSA	1_21006	X	X	X	X	X
	FIL 20 RA	1_21010		X	X	X	X
	FIL 20 SAC	1_21014	X	X	X		
	FIL 50 RMSA	1_21008	X	X	X	X	X
	FIL 50 RA	1_21012		X	X	X	X
	FIL 50 SAC	1_21016	X	X	X		
DEPURATOR							
	DEP RMSA	1_22002		X	X		
	DEP RA	1_22003		X	X		
	DEP SAC	1_22004		X	X		
REGULATOR							
	REG 04	1_02001	X	X	X	X	X
	REG 08	1_02002	X	X	X	X	X
	REG 012	1_02003	X	X	X	X	X
	REG 02	1_02004	X				
PADLOCKABLE REGULATOR							
	REG key 02	1_10011	X				
	REG key 04	1_10012	X	X	X		
	REG key 08	1_10013	X	X	X		
	REG key 012	1_10014	X	X	X		
PILOT-ASSISTED REGULATOR							
	RP pilot-assisted regulator	1_02004		X	X		
REGULATOR-REGULATOR WITH V3V 3/4" AND 1"							
	REGP 00	1_19001				X	X
	REGP 02	1_18001				X	X
	REGP 04	1_18002				X	X
	REGP 08	1_18003				X	X
	REGP 012	1_18004				X	X
3/4" REGULATOR WITH BUILT-IN SHUT-OFF VALVE							
	RV3V 02 ELPN	1_17001				X	X
	RV3V 04 ELPN	1_17002				X	X
	RV3V 08 ELPN	1_17003				X	X
	RV3V 02 key	1_16101				X	X
	RV3V 04 key	1_16102				X	X
	RV3V 08 key	1_16103				X	X
	RV3V 012 key	1_16104				X	X
	RV3V 02 manual	1_16001				X	X
	RV3V 04 manual	1_16002				X	X
	RV3V 08 manual	1_16003				X	X
	RV3V 012 manual	1_16004				X	X
FILTER REGULATOR							
	FR 4 RMSA 08	1_25029	X	X	X		
	FR 4 SAC 08	1_25509	X	X	X		
	FR 4 RMSA 012	1_25053	X	X	X		
	FR 4 012 SAC	1_25513	X	X	X		
	FR 20 RMSA 08	1_25030	X	X	X		
	FR 20 08 SAC	1_25510	X	X	X		
	FR 20 RMSA 012	1_25054	X	X	X		
	FR 20 012 SAC	1_25514	X	X	X		
	FR 50 RMSA 08	1_25032	X	X	X		
	FR 50 08 SAC	1_25511	X	X	X		
	FR 50 RMSA 012	1_25056	X	X	X		
	FR 50 012 SAC	1_25516	X	X	X		


Size Reference	Code					
	1/4"	3/8"	1/2"	3/4"	1"	
	2	3	4	5	6	
LUBRICATOR						
 LUB	1_23001	X	X	X	X	X


SHUT OFF VALVE (V3V)						
 V3V ND	1_70001	48,63	58,20	58,20		

3/4" AND 1" SHUT-OFF VALVE						
 V3V elpn.CNOMO	1_75001				X	X
V3V manual	1_74001				X	X
V3V key	1_74101				X	X
V3V pneumatic	1_76001				X	X


AIR TAKE-OFF						
 PA 1/4 take-off	9200401	X				
PA 1/2 take-off	9400401			X		
PA 3/4 take-off	9600401				X	


SUB-BASE						
 SB 1/4 sub-base 2 pos.	9200201	X				
SB 1/2 sub-base 2 pos.	9400201			X		
SB 3/4 sub-base 2 pos.	9600201				X	
SB 1/4 sub-base 3 pos.	9200301	X				
SB 1/2 sub-base 3 pos.	9400301			X		
SB 3/4 sub-base 3 pos.	9600301				X	


AUTOMATIC CONDENSATE DRAIN						
 Autom. cond. drain 1/2 in line	4589003			X		


FIL+REG+LUB						
 FRL 4 RMSA 08	1_24029	X	X	X		
FRL 4 RA 08	1_24033		X	X		
FRL 4 SAC 08	1_24409	X	X	X		
FRL 20 RMSA 08	1_24030	X	X	X		
FRL 20 RA 08	1_24034		X	X		
FRL 20 SAC 08	1_24410	X	X	X		
FRL 50 RMSA 08	1_24032	X	X	X		
FRL 50 RA 08	1_24036		X	X		
FRL 50 SAC 08	1_24412	X	X	X		
FRL 4 RMSA 012	1_24053	X	X	X		
FRL 4 RA 012	1_24057		X	X		
FRL 4 SAC 012	1_24413	X	X	X		
FRL 20 RMSA 012	1_24054	X	X	X		
FRL 20 RA 012	1_24058		X	X		
FRL 20 SAC 012	1_24414	X	X	X		
FRL 50 RMSA 012	1_24056	X	X	X		
FRL 50 RA 012	1_24060		X	X		
FRL 50 SAC 012	1_24416	X	X	X		


Size Reference	Code	1/4"	3/8"	1/2"	3/4"	1"
		2	3	4	5	6
FRL						
FRL 4 RMSA 08	1_24017				X	X
FRL 4 RA 08	1_24021				X	X
FRL 20 RMSA 08	1_24018				X	X
FRL 20 RA 08	1_24022				X	X
FRL 50 RMSA 08	1_24020				X	X
FRL 50 RA 08	1_24024				X	X
FRL 4 RMSA 012	1_24029				X	X
FRL 4 RA 012	1_24033				X	X
FRL 20 RMSA 012	1_24030				X	X
FRL 20 RA 012	1_24034				X	X
FRL 50 RMSA 012	1_24032				X	X
FRL 50 RA 012	1_24036				X	X

FRPL							
	FRPL 4 08 RMSA	1_28007				X	X
	FRPL 4 08 RA	1_28019				X	X
	FRPL 20 08 RMSA	1_28008				X	X
	FRPL 20 08 RA	1_28020				X	X
	FRPL 50 08 RMSA	1_28009				X	X
	FRPL 50 08 RA	1_28021				X	X
	FRPL 4 012 RMSA	1_28010				X	X
	FRPL 4 012 RA	1_28022				X	X
	FRPL 20 012 RMSA	1_28011				X	X
	FRPL 20 012 RA	1_28023				X	X
	FRPL 50 012 RMSA	1_28012				X	X
	FRPL 50 012 RA	1_28024				X	X


FR+LUB							
	FR+L 3/8 4 RMSA 08	1_26029	X	X	X		
	FR+L 3/8 4 SAC 08	1_26409	X	X	X		
	FR+L 3/8 4 RMSA 012	1_26053	X	X	X		
	FR+L 3/8 4 SAC 012	1_26413	X	X	X		
	FR+L 3/8 20 RMSA 08	1_26030	X	X	X		
	FR+L 3/8 20 RA 08	1_26034		X	X		
	FR+L 3/8 20 SAC 08	1_26410	X	X	X		
	FR+L 3/8 20 RMSA 012	1_26054	X	X	X		
	FR+L 3/8 20 RA 012	1_26058		X	X		
	FR+L 3/8 20 SAC 012	1_26414	X	X	X		
	FR+L 3/8 50 RMSA 08	1_26032	X	X	X		
	FR+L 3/8 50 SAC 08	1_26412	X	X	X		
	FR+L 3/8 50 RMSA 012	1_26056	X	X	X		
	FR+L 3/8 50 SAC 012	1_26416	X	X	X		



V3V+FR+LUB							
	VFR+L 20 RMSA 08 N	1_72030	X	X	X		
	VFR+L 20 RMSA 012 N	1_72054	X	X	X		
	VFR+L 50 RMSA 08 N	1472032			X		
	VFR+L 50 RMSA 012 N	1472056			X		


FIL+DEP							
	F+D 4 RMSA-RMSA	1_27004		X	X		
	F+D 4 RA-RA	1_27007		X	X		
	F+D 4 SAC-RMSA	1_27104		X	X		

FIL+LUB							
	F+L 20 RMSA	1_33006	X	X	X	X	X


ACCESSORIES NEW DEAL


Code	Description	Code	Description
MOUNTING BRACKET FOR REG			
			
9200701	SF100 - BIT - ND 1/4 - SY1	20	
9400701	SF 1/2	20	


PRESSURE GAUGE			
Code	Description	Code	Description
	ROUND		SQUARE
			
9700102	M 40 1/8 04		
9700101	M 40 1/8 12		
9800102	M 50 1/8 04		
9800101	M 50 1/8 12		
9900101	M 63 1/4 12		
9700110	M 40X40 1/8 0-12		


TIE RODS			
Code	Description	Code	Description
			
9200901	T 1/4 F+L tie rods		
9400901	T 1/2 F+L tie rods		
9600901	T 3/4 F+L tie rods		
9604402	T V3V+F+R 3/4-1 tie rods		

ADAPTORS FOR V3V			
Code	Description	Code	Description
			
9201001	Adapt. X V3V+FR/D 1/4		
9401001	Adapt. X V3V+D 3/8		
9401002	Adapt. X V3V+D 1/2		
9601001	Adapt. X V3V+F 1		


REGULATOR CONNECTION BLOCK			
Code	Description	Code	Description
			
9200501	BC 1/4 block		
9400501	BC 1/2 block		
9600501	BC 3/4 block		


SPACERS FOR FRL WALL MOUNTING			
Code	Description	Code	Description
			
9200601	DF 1/4 spacer		
9400601	DF 1/2 spacer		
9600601	DF 3/4 spacer		

BOWL DISASSEMBLY SPANNER			
Code	Description	Code	Description
			
9601501	Disassembly key		


ASSEMBLY SCREWS (2 PIECES)			
Code	Description	Code	Description
			
9250001	CVA 1/4 screw M4x40		
9250002	CVA 1/4 screw M4x82 V3V+F+R		
9450001	CVA 1/2 screw M5x55		
9450002	CVA 3/8 1/2 screw M5x60 V3V+R		
9450003	CVA 3/8 1/2 screw M5x120 V3V+F+R		
9650001	CVA 3/4 screw M6X70		


REVERSE PLATE CNOMO CONTROL FOR V3V 3/4"-1"			
Code	Description	Code	Description
			
9640201	Reverse plate kit V3V CNOMO control		


PLATE FOR REMOTE CONTROL FOR V3V 3/4"-1"			
Code	Description	Code	Description
			
9640001	Remote control plate kit		

REGULATOR OR V3V END PLATE			
Code	Description	Code	Description
			
9640101	End plate kit for regulator or V3V		

KEY CONTROL FOR V3V 3/4"-1"			
Code	Description	Code	Description
			
9640301	Key control kit for V3V		

MANUAL CONTROL FOR V3V 3/4"-1"			
Code	Description	Code	Description
			
9640401	Manual control kit for V3V		


CNOMO CONTROL FOR V3V 3/4"-1"			
Code	Description	Code	Description
			
9453920	Solenoid CNOMO control kit, manual monostable		
9453922	Solenoid CNOMO control kit, manual bistable		

PILOT REGULATOR FOR ND 3/4"-1"			
Code	Description	Code	Description
			
9640501	02 pilot regulator kit		
9640502	04 pilot regulator kit		
9640503	08 pilot regulator kit		
9640504	012 pilot regulator kit		

KIT COILS SIDE 22 IP65			
Code	Description	Code	Description
			
0222100100	Kit for coils 22 - IP65		


COILS AND CONNECTORS see page 75


NEW DEAL SPARE PARTS


Code	Description
FILTER AND FILTER REGULATOR FILTERING ELEMENT	
	
9450102	Spares FP 1/2 20
9450103	Spares FP 1/2 4
9450101	Spares FP 1/2 50
9250102	Spares FP 1/4 20
9250103	Spares FP 1/4 4
9250101	Spares FP 1/4 50
9650103	Spares FP 3/4 4
9650102	Spares FP 3/4 20
9650101	Spares FP 3/4 50


Code	Description
FILTERING ELEMENT FOR DEPURATOR	
	
9450105	Spares kit FP DEP. 3/8 1/2

Code	Description
METAL FILTER BOWL	
	
9450301	Spares TMVF 1/2 RMSA
9455201	Spares TMVF 1/2 SAC
9250301	Spares TMVF 1/4 RMSA
9255201	Spares TMVF 1/4 SAC
9650301	Spares TMVF 3/4 1 RMSA

Code	Description
VENTURI LUBRICATOR DIAPHRAGM	
	
9252001	Spares MB 100
9352001	Spares MB 200
9652002	Spares MB 3/4-1


Code	Description
AUTOMATIC DRAIN (RA)	
	
9000802	Spares RA automatic drain


Code	Description
AUTOMATIC DRAIN (SAC)	
	
9000803	Spares SAC automatic drain


Code	Description
SPRINGS FOR REGULATORS AND FILTER REGULATOR	
	
9250601	Spares MO 02 1/4
9250602	Spares MO 04 1/4
9250603	Spares MO 08 1/4
9250604	Spares MO 12 1/4
9450601	Spares MO 04 1/2
9450602	Spares MO 08 1/2
9450603	Spares MO 12 1/2
9650601	Spares MO 04 3/4
9650602	Spares MO 08 3/4
9650603	Spares MO 12 3/4

Code	Description
METAL LUBRICATOR BOWL	
	
9251201	Spares TMVL 1/4
9451201	Spares TMVL 1/2
9651201	Spares TMVL 3/4

Code	Description
TRANSPARENT LUBRICATOR COVER	
	
9251302	Spares CVL 100-200-300-400 BIT

Code	Description
COMPLETE POPPET FOR FILTER REGULATOR	
	
9250901	Spares OTRF 1/4
9450901	Spares OTRF 1/2

Code	Description
COMPLETE POPPET FOR REGULATOR	
	
9250701	Spares OTR 1/4
9450701	Spares OTR 1/2
9650701	Spares OTR 3/4

Code	Description
UPPER COVER FOR REGULATOR AND FILTER REGULATOR	
	
9250801	Spares CS 1/4 02
9250802	Spares CS 1/4 04
9250803	Spares CS 1/4 08
9250804	Spares CS 1/4 012
9450801	Spares CS 1/2 04
9450802	Spares CS 1/2 08
9450803	Spares CS 1/2 12
9650801	Spares CS 3/4 04
9650802	Spares CS 3/4 08
9650803	Spares CS 3/4 12

Code	Description
DOMES DISASSEMBLY SPANNER	
	
9220701	Spares cover spanner LUB

Code	Description
POPPE DISASSEMBLY SPANNER (FOR REG)	
	
9220501	Spares R cap disass. WR. 100

UNIT CAPTION

- P Pilot = Precision pilot regulator (for Skillair regulators series 300 and 400 pilotable).
- CA Lubricator = Lubricator with automatic oil loading.
- ML Lubricator = Lubricator with signal of oil minimum level.
- CAML Lubricator = Lubricator with automatic oil loading and signal of oil minimum level.
- CD Lubricator = Lubricator with vacuum loading.
- CDML Lubricator = Lubricator with vacuum loading and signal of oil minimum level.
- CDV Lubricator = Lubricator with automatic vacuum loading.
- RMSA Filter = Filter having condensate drain tap with combined. Functions: manual and semi-automatic.
- RA Filter = Filter having automatic condensate drain tap (big sizes).
- RSC Filter = Filter having conveyed drain tap.
- SAC Filter = Filter having automatic condensate drain tap (small sizes).
- All the combinations are available in the following versions:
 - Register spring with regulation field:
 - 0=2 bar, 0=4 bar, 0=8 bar, 0=12 bar;
 - Filtering element of 5µ; 20µ; 50µ;
 - Condensate drain tap having manual function;
 - semi-automatic; automatic.
- An "A" placed at the end of the code indicates the Skillair product supplied without end plates.
- The Skillair and Bit series can be supplied in the version for water.



ONE electric or ONE not electric		Air intake	Degree of filtration	Clogged filter signal	Condensate drain	Pressure regulator	Valves	Pressure switch	Air outlet	Miscellaneous special version
5	4	3	2	1	1	8	7	1	3	0
53 : ONE not electric		1: 1/4"	2: 20 µm	0: No	0: RMSA	2: 0,5-2 bar	0: None	0: No	1: 1/4"	0 0 : Standard
54: ONE electric, i.e. with pressure switch and/or V3V electric and /or APR electric		2: 3/8"	5: 5 µm	1: Si	1: Auto-matico	4: 0,5-4 bar	1: V3V manual	1: Yes	2: 3/8"	
		3: 1/2"				8: 0,5-8 bar	2: V3V manual with padlock		3: 1/2"	
		4: 3/4"					3: V3V manual and soft start valve		4: 3/4"	
		5: 1"					4: V3V manual with padlock and soft start valve		5: 1"	
							5: V3V manual and V3V electric			
							6: V3V manual with padlock and V3V electric			
							7: V3V manual and APR electric			
							8: V3V manual with padlock and APR electric			
							9: Only V3V electric			
							A: Only APR electric			

ACCESSORIES ONE

Code Description

PANEL MOUNTING BRACKETS



9200702 Kit - panel mounting brackets

Code Description

STRAIGHT CONNECTOR



W0970513001 M12x1 5-pin straight connector

Code Description

90° CONNECTOR WITH WIRE



W0970513004 M12x1 5-pin 90° connector with wire L = 5 m

COVER DISASSEMBLY WRENCH



9170401 CS CS BIT

STRAIGHT CONNECTOR WITH WIRE



W0970513002 5-pin M12x1 straight connector with wire L = 5 m

SECURITY KNOB



9200703 Security knob apr/pressure switch

90° CONNECTOR



W0970513003 M12x1 5-pin 90° connector

ONE SPARE PARTS

Code **Description**
ONE SPARE PARTS



9700106 M 39 1/8 04
 9700107 M 39 1/8 12

Code **Description**
FILTER PLUG WITH FILTER ELEMENT



9251723 Spares plug + filter element 5 mm ONE
 9251724 Spares plug + filter element 20 mm ONE

Code **Description**
PRESSURE SWITCH



9000500 Spare press. switch for ONE

FILTER ELEMENT



9251720 Spares filter element 5 mm for ONE
 9251721 Spares filter element 20 mm for ONE

POPPET



9250707 Spares poppet for ONE

AUTOMATIC DRAIN (RA)



9000802 Spares RA automatic drain

PILOT REGULATOR



9250820 Spares pilot reg. 0.5 to 2 bar for ONE
 9250821 Spares pilot reg. 0.5 to 4 bar for ONE
 9250822 Spares pilot reg. 0.5 to 8 bar for ONE

SOLENOID VALVE NEW



722123840101 PLF-10 722123810101

THREADED PORT



9232001 Spares 1/4" thr. port for ONE
 9232002 Spares 3/8" thr. port for ONE
 9232003 Spares 1/2" thr. port for ONE
 9232004 Spares 3/4" thr. port for ONE
 9232005 Spares 1" thr. port for ONE

ELETIC BOARD





9232010 Spare electric board for ONE

PRECISION PRESSURE REGULATOR WITH HIGH EXHAUST FLOW, SERIE GS



Size	Code	1/8"	1/4"
Reference		1	2
REG. GS 02	551_200	X	X
REG. GS 04	551_300	X	X
REG. GS 08	551_400	X	X

ACCESSORIES PRECISION PRESSURE REGULATOR WITH HIGH EXHAUST FLOW, SERIE GS

Code	Description	Quantity	Code	Description	Code	Description	
R/FR FIXING BRACKET			FIXING BRACKET KIT			PRESSURE GAUGE	
						ROUND	SQUARE
							
9200701	SF100 - BIT - ND 1/4 - SY1	20	9200710	Fixing bracket kit	9700102	M 40 1/8 04	
					9700101	M 40 1/8 12	
					9700110	M 40X40 1/8 0-12	

SPARE PARTS PRECISION PRESSURE REGULATOR WITH HIGH EXHAUST FLOW, SERIE GS

UPPER COVER FOR REG GS



9250835	Spares CS REG GS 02					
9250836	Spares CS REG GS 04					
9250837	Spares CS REG GS 04					

PROPORTIONAL PRECISION PRESSURE REGULATOR "REGTRONIC" SERIES

REGTRONIC M5



5520500	REGTRONIC M5 with display	
5520502	REGTRONIC M5 remote control	
5530500	REGTRONIC IO-Link M5 with display	
5530502	REGTRONIC IO-Link M5 remote control	

REGTRONIC NEW DEAL



1520003	REGTRONIC ND 3/4 with display	
1520004	REGTRONIC ND 3/4 remote control	
1620003	REGTRONIC ND 1 with display	
1620004	REGTRONIC ND 1 remote control	
1520033	REGTRONIC IO-Link ND 3/4 with display	
1520034	REGTRONIC IO-Link ND 3/4 remote control	
1620033	REGTRONIC IO-Link ND 1 with display	
1620034	REGTRONIC IO-Link ND 1 remote control	

REGTRONIC 300




4402012A	REGTRONIC 300 with display without end plates	
4402013A	REGTRONIC 300 remote control without end plates	
4402012	REGTRONIC 300 1/2 with display	
4402013	REGTRONIC 300 1/2 remote control	
4502012	REGTRONIC 300 3/4 with display	
4502013	REGTRONIC 300 3/4 remote control	
4602012	REGTRONIC 300 1 with display	
4602013	REGTRONIC 300 1 remote control	
4402312A	REGTRONIC IO-Link 300 display without end plates	
4402313A	REGTRONIC IO-Link 300 remote control without end plates	
4402312	REGTRONIC IO-Link 300 1/2 display	
4402313	REGTRONIC IO-Link 300 1/2 remote control	
4502312	REGTRONIC IO-Link 300 3/4 display	
4502313	REGTRONIC IO-Link 300 3/4 remote control	
4602312	REGTRONIC IO-Link 300 1 display	
4602313	REGTRONIC IO-Link 300 1 remote control	

REGTRONIC 1/8"; 1/4"



5521500	REGTRONIC 1/8 with display	
5521502	REGTRONIC 1/8 remote control	
5522500	REGTRONIC 1/4 with display	
5522502	REGTRONIC 1/4 remote control	
5531500	REGTRONIC IO-Link 1/8 with display	
5531502	REGTRONIC IO-Link 1/8 remote control	
5532500	REGTRONIC IO-Link 1/4 with display	
5532502	REGTRONIC IO-Link 1/4 remote control	

Code	Description	Code	Description	Code	Description
REGTRONIC 400					
					
6102012A	REGTRONIC 400 with display without end plates	6302013	REGTRONIC 400 1 1/2 control remote		
6102013A	REGTRONIC 400 control remote without end plates	6402012	REGTRONIC 400 2 with display		
6102012	REGTRONIC 400 1 with display	6402013	REGTRONIC 400 2 control remote		
6102013	REGTRONIC 400 1 control remote	6102312A	REGTRONIC IO-Link 400 display without end plates		
6202012	REGTRONIC 400 1 1/4 with display	6102313A	REGTRONIC IO-Link 400 remote control without end plates		
6202013	REGTRONIC 400 1 1/4 control remote	6102312	REGTRONIC IO-Link 400 1 display		
6302012	REGTRONIC 400 1 1/2 with display	6102313	REGTRONIC IO-Link 400 1 remote control		
		6202312	REGTRONIC IO-Link 400 1 1/4 display		
		6202313	REGTRONIC IO-Link 400 1 1/4 remote control		
		6302312	REGTRONIC IO-Link 400 1 1/2 display		
		6302313	REGTRONIC IO-Link 400 1 1/2 remote control		
		6402312	REGTRONIC IO-Link 400 2 display		
		6402313	REGTRONIC IO-Link 400 2 remote control		


ACCESSORIES PROPORTIONAL PRECISION PRESSURE REGULATOR "REGTRONIC" SERIES

M12X1 PRE-WIRED 8-PIN FEMALE STRAIGHT CONNECTOR



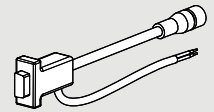
W0970513010 M12X1 pre-wired 8-pin straight connector, cable L= 5 m

CONNECTOR KIT FOR SKILLAIR CODE A



9430301 Connector kit 300
9630301 Connector kit 400

CONFIGURATION CABLE




W0970513019 Cable configuration Regtronic

M12X1 PRE-WIRED 8-PIN FEMALE 90° CONNECTOR



W0970513011 M12X1 pre-wired 8-pin 90° connector, cable L= 5 m

INPUT/OUTPUT END PLATE KIT FOR SKILLAIR



9430701 IN/OUT end plate kit 300 1/2
9530901 IN/OUT end plate kit 300 3/4
9531001 IN/OUT end plate kit 300 1
9631001 IN/OUT end plate kit 400 1
9631101 IN/OUT end plate kit 400 1 1/4
9631201 IN/OUT end plate kit 400 1 1/2
9631301 IN/OUT end plate kit 400 2

FIXING BRACKET KIT FOR REGTRONIC M5



9200711 Regtronic M5 fixing bracket kit

FIXING BRACKET KIT FOR REGTRONIC 1/8" E 1/4"



9200710 Fixing bracket kit

PRESSURE SWITCH



9000401 1/8 2A NO/NC pressure switch, 2-metre cable
9000402 1/8 2A NO/NC pressure switch, M8 connector



ACCESSORIES PRESSURE SWITCHES

SECURITY KNOB



9200703 Security knob apr/pressure switch

DIGITAL PRESSURE SWITCH

Code	Description	Code	Description	Code	Description
					
					
9000600	Digital pressure switch 600 series				
9000640	Digital pressure switch 640 series				

ACCESSORIES: DIGITAL PRESSURE SWITCH 600 SERIES

FIXING BRACKET KIT



9000601 Kit of fixing brackets for digital pressure switches 600 series

PANEL FIXING KIT



9000602 Kit for panel fixing for the digital pressure switch 600 series

PANEL FIXING KIT WITH VIDEO SCREEN



9000603 Kit for panel fixing with screen for the digital pressure switch 600 series

ACCESSORIES: DIGITAL PRESSURE SWITCH 640 SERIES

FIXING PARALLEL BRACKET KIT



9000641 Kit of fixing parallel brackets for digital pressure switches 640 series

FIXING 90° BRACKET KIT



9000644 Kit of fixing 90° brackets for digital pressure switches 640 series

PANEL FIXING KIT



9000642 Kit for panel fixing for the digital pressure switch 640 series


PANEL FIXING KIT WITH VIDEO SCREEN





9000643 Kit for panel fixing with screen for the digital pressure switch 640 series


PUSH-IN FITTINGS


BRASS FITTINGS FOR mm TUBES AND G (BSP) or METRIC THREAD


Code	Description	Quantity
STRAIGHT, CYLINDRICAL, MALE (R1)		
		
2001B01	R1 Ø 3 M3	50
2001B02	R1 Ø 3 M5	50
2001A01	R1 Ø 3.17 M3	50
2001A02	R1 Ø 3.17/1.5 M5	50
2101001	RL1 Ø 4 M5	50
2101020	RL1 Ø 4 M7	50
2101002	RL1 Ø 4 1/8	50
2101003	RL1 Ø 4 1/4	50
2001004	R1 Ø 5 M5	50
2001005	R1 Ø 5 1/8	50
2001006	R1 Ø 5 1/4	50
2101000	RL1 Ø 6 M5	50
2101021	RL1 Ø 6 M7	50
2101007	RL1 Ø 6 1/8	50
2101008	RL1 Ø 6 1/4	50
2101101	RL1 Ø 6-M12X1.5	50
2101009	RL1 Ø 8 1/8	50
2101010	RL1 Ø 8 1/4	50
2101011	RL1 Ø 8 3/8	50
2101102	RL1 Ø 8-M12X1.5	50
2101012	RL1 Ø 10-1/4	50
2101013	RL1 Ø 10-3/8	50
2101018	RL1 Ø 10-1/2	25
2001019	RL1 Ø 12 1/4	25
2001014	RL1 Ø 12 3/8	25
2001015	RL1 Ø 12 1/2	25
2001016	RL1 Ø 14 3/8	25
2001017	RL1 Ø 14 1/2	25


Code	Description	Quantity
STRAIGHT, CONICAL, MALE (R1C)		
		
2101C02	RL1/C Ø 4 1/8	50
2101C07	RL1/C Ø 6 1/8	50
2101C08	RL1/C Ø 6 1/4	50
2001Z07	RL1/C Ø 6 M12X1	50
2001Z08	RL1/C Ø 6 M12X1.25	50
2101C09	RL1/C Ø 8 1/8	50
2101C10	RL1/C Ø 8 1/4	50
2101C11	RL1/C Ø 8 3/8	50
2101C13	RL1/C Ø 10 1/4	50
2101C14	RL1/C Ø 10 3/8	50
2001C15	RL1/C Ø 12 3/8	25
2001C16	RL1/C Ø 12 1/2	25

Code	Description	Quantity
STRAIGHT, FEMALE (R2)		
		
2002B02	R2 Ø 3 M5	50
2002A02	R2 Ø 3.17 M5	50
2102001	RL2 Ø 4 1/8	50
2102002	RL2 Ø 4 1/4	50
2002003	R2 Ø 5 1/8	50
2002004	R2 Ø 5 1/4	50
2102005	RL2 Ø 6 1/8	50
2102006	RL2 Ø 6 1/4	50
2102007	RL2 Ø 8 1/8	50
2102008	RL2 Ø 8 1/4	50
2102009	RL2 Ø 10 1/4	50
2102010	RL2 Ø 10 3/8	50
2102011	RL2 Ø 12 3/8	25
2102012	RL2 Ø 12 1/2	25


Code	Description	Quantity
STRAIGHT, INTERMEDIATE (R3)		
		
2003A02	R3 Ø 3	50
2003A01	R3 Ø 3.17	50
2103001	RL3 Ø 4	50
2003002	R3 Ø 5	50
2103003	RL3 Ø 6	50
2103004	RL3 Ø 8	50
2103005	RL3 Ø 10	50
2003006	RL3 Ø 12	25
2003007	RL3 Ø 14	25
2103301	RL3 Ø 4 Ø6	50
2103302	RL3 Ø 4 Ø8	50
2103303	RL3 Ø 6 Ø8	50
2103304	RL3 Ø 6 Ø10	50
2103305	RL3 Ø 8 Ø10	50
2103306	RL3 Ø 6 Ø12	25
2103307	RL3 Ø 8 Ø12	25
2103308	RL3 Ø 10 Ø12	25


Code	Description	Quantity
ELBOW, INTERMEDIATE (R4)		
		
2004A02	R4 Ø 3	50
2004A01	R4 Ø 3.17	50
2104001	RL4 Ø 4	50
2004002	R4 Ø 5	50
2104003	RL4 Ø 6	50
2104004	RL4 Ø 8	50
2104005	RL4 Ø 10	50
2004006	RL4 Ø 12	25
2004007	RL4 Ø 14	20


Code	Description	Quantity
TEE, INTERMEDIATE (R5)		
		
2005A02	R5 Ø 3	50
2005A01	R5 Ø 3.17	50
2105001	RL5 Ø 4	50
2005002	R5 Ø 5	50
2105003	RL5 Ø 6	50
2105004	RL5 Ø 8	50
2105005	RL5 Ø 10	20
2005006	RL5 Ø 12	20
2005007	RL5 Ø 14	10

Code	Description	Quantity
THREADED ADAPTOR (R6)		
		
2006A02	R6 Ø 3 M5	100
2006A01	R6 Ø 3.17 M5	100
2006001	R6 Ø 4 M5	50
2006020	R6 Ø 4 M7	50
2006002	R6 Ø 4 1/8	50
2006003	R6 Ø 4 1/4	50
2006004	R6 Ø 5 M5	50

Code	Description	Quantity
2006005	R6 Ø 5 1/8	50
2006006	R6 Ø 5 1/4	50
2006000	R6 Ø 6 M5	50
2006021	R6 Ø 6 M7	50
2006007	R6 Ø 6 1/8	50
2006008	R6 Ø 6 1/4	50
2006009	R6 Ø 8 1/8	50
2006010	R6 Ø 8 1/4	50
2006011	R6 Ø 8 3/8	50
2006012	R6 Ø 10 1/4	50
2006013	R6 Ø 10 3/8	50
2006022	R6 Ø 10 1/2	50
2006019	R6 Ø 12 1/4	25
2006014	R6 Ø 12 3/8	25
2006015	R6 Ø 12 1/2	25
2006016	R6 Ø 14 3/8	25
2006017	R6 Ø 14 1/2	25
2006101	R6 Ø 6 M12X1.5	50
2006102	R6 Ø 8 M12X1.5	50

Code	Description	Quantity
EXTENDED THREADED ADAPTOR (R18)		
		
2018002	R18 Ø 4 1/8	50
2018007	R18 Ø 6 1/8	50
2018008	R18 Ø 6 1/4	50
2018009	R18 Ø 8 1/8	50
2018010	R18 Ø 8 1/4	50
2018011	R18 Ø 8 3/8	25
2018012	R18 Ø 10 1/4	50
2018013	R18 Ø 10 3/8	25

Code	Description	Quantity
EXTENSION (R7)		
		
2007001	R7 Ø 4	100
2007002	R7 Ø 5	50
2007003	R7 Ø 6	50
2007005	R7 Ø 10	50
2007006	R7 Ø 12	25
2007007	R7 Ø 14	20
2107004	RL7 Ø 8	50

Code	Description	Quantity
REDUCER (R8)		
		
2008A01	R8 Ø 4 Ø 3	50
2008A02	R8 Ø 4 Ø 3.17	50
2008001	RL8 Ø 5 Ø 4	50
2108002	RL8 Ø 6 Ø 4	50
2008003	R8 Ø 6 Ø 5	50
2108004	RL8 Ø 8 Ø 4	50
2008005	R8 Ø 8 Ø 5	50
2108006	RL8 Ø 8 Ø 6	50
2108007	RL8 Ø 10 Ø 6	50
2108008	RL8 Ø 10 Ø 8	50
2008009	RL8 Ø 12 Ø 4	25
2008010	RL8 Ø 12 Ø 6	25
2008011	RL8 Ø 12 Ø 8	25
2008015	RL8 Ø 10 Ø 12	25
2008014	RL8 Ø 14 Ø 8	25
2008017	RL8 Ø 14 Ø 10	25
2008018	RL8 Ø 14 Ø 12	25

Code	Description	Quantity
Addition		
2009001	RL8/M Ø 4 Ø 6	50

Code	Description	Quantity
PLUG (R9)		
2010A02	R9 Ø 3	100
2L10A01	RL9T Ø 3.17	100
2L10001	RL9T Ø 4	50
2010002	R9 Ø 5	50
2L10003	RL9T Ø 6	50
2L10004	RL9T Ø 8	50
2L10005	RL9T Ø 10	50
2L10006	RL9T Ø 12	50
2010007	R9 Ø 14	25

STRAIGHT, INTERMEDIATE, BULKMTAD (R10)

Code	Description	Quantity
2011A02	R10 Ø 3	50
2011A01	R10 Ø 3.17	50
2L11001	RL10 Ø 4	50
2011002	R10 Ø 5	50
2L11003	RL10 Ø 6	50
2L11004	RL10 Ø 8	50
2L11005	RL10 Ø 10	25
2011006	RL10 Ø 12	25
2011007	RL10 Ø 14	25
2L11301	RL10 Ø 6 Ø 4	50
2L11302	RL10 Ø 8 Ø 4	50
2L11303	RL10 Ø 8 Ø 6	50
2L11304	RL10 Ø 10 Ø 6	50
2L11305	RL10 Ø 10 Ø 8	25
2L11306	RL10 Ø 12 Ø 6	25
2L11307	RL10 Ø 12 Ø 8	25
2L11308	RL10 Ø 12 Ø 10	25

SINGLE RING (R13)

Code	Description	Quantity
2012A02	R13 Ø 3 M5	100
2012A01	R13 Ø 3.17 M5	50
2012001	RL13 Ø 4 M5	50
2012002	RL13 Ø 4 1/8	50
2012003	R13 Ø 5 M5	50
2012004	R13 Ø 5 1/8	50
2012005	RL13 Ø 6 1/8	50
2012006	RL13 Ø 6 1/4	50
2012007	RL13 Ø 8 1/8	50
2012008	RL13 Ø 8 1/4	50
2012009	RL13 Ø 8 3/8	50
2012010	RL13 Ø 10 1/4	50
2012011	RL13 Ø 10 3/8	50
2012012	RL13 Ø 12 3/8	25
2012013	RL13 Ø 12 1/4	25
2012014	RL13 Ø 12 1/2	20

DUAL RING (R14)

Code	Description	Quantity
2013001	RL14 Ø 4 M5	50
2013002	RL14 Ø 4 1/8	50
2013003	R14 Ø 5 M5	50
2013004	R14 Ø 5 1/8	50
2013005	RL14 Ø 6 1/8	50
2013006	RL14 Ø 6 1/4	50
2013007	RL14 Ø 8 1/8	50
2013008	RL14 Ø 8 1/4	50
2013009	RL14 Ø 8 3/8	25
2013010	RL14 Ø 10 1/4	25
2013011	RL14 Ø 10 3/8	20

Code	Description	Quantity
ROD, MALE SINGLE ROTARY RING (R15)		
2014101	R15 Ø 3 M3	100
2014102	R15 Ø 3.17 M3	100
2014103	R15 Ø 3 M5	100
2014104	R15 Ø 3.17 M5	100
2L14001	RL15 Ø 4 M5	50
2L14020	RL15 Ø 4 M7	50
2L14002	RL15 Ø 4 1/8	50
2014003	R15 Ø 5 M5	50
2014004	R15 Ø 5 1/8	50
2L14106	RL15 Ø 6 M5	50
2L14021	RL15 Ø 6 M7	50
2L14005	RL15 Ø 6 1/8	50
2L14007	RL15 Ø 6 1/4	50
2L14006	RL15 Ø 8 1/8	50
2L14008	RL15 Ø 8 1/4	50
2L14013	RL15 Ø 8 3/8	25
2L14009	RL15 Ø 10 1/4	50
2L14014	RL15 Ø 10 3/8	25
2014010	RL15 Ø 12 1/4	25
2014011	RL15 Ø 12 3/8	25
2014012	RL15 Ø 12 1/2	20

ROD, MALE DUAL ROTARY RING (R16)

Code	Description	Quantity
2L15001	RL16 Ø 4 M5	50
2L15020	RL16 Ø 4 M7	50
2L15002	RL16 Ø 4 1/8	50
2015003	R16 Ø 5 M5	50
2015004	R16 Ø 5 1/8	50
2L15106	RL16 Ø 6 M5	50
2L15021	RL16 Ø 6 M7	50
2L15005	RL16 Ø 6 1/8	50
2L15007	RL16 Ø 6 1/4	25
2L15006	RL16 Ø 8 1/8	50
2L15008	RL16 Ø 8 1/4	25
2L15013	RL16 Ø 8 3/8	25
2L15009	RL16 Ø 10 1/4	25
2L15014	RL16 Ø 10 3/8	25
2015010	RL16 Ø 12 1/4	25
2015011	RL16 Ø 12 3/8	20
2015012	RL16 Ø 12 1/2	10

ROTARY ELBOW, MALE, CYLINDRICAL (R31)

Code	Description	Quantity
2L31001	RL31 Ø 4 M5	50
2L31002	RL31 Ø 4 1/8	50
2L31003	RL31 Ø 4 1/4	50
2031004	R31 Ø 5 M5	50
2031005	R31 Ø 5 1/8	50
2031006	R31 Ø 5 1/4	50
2L31007	RL31 Ø 6 M5	50
2L31008	RL31 Ø 6 1/8	50
2L31009	RL31 Ø 6 1/4	50
2L31010	RL31 Ø 8 1/8	50
2L31011	RL31 Ø 8 1/4	50
2L31012	RL31 Ø 8 3/8	50
2L31013	RL31 Ø 10 1/4	50
2L31014	RL31 Ø 10 3/8	25
2031015	RL31 Ø 10 1/2	25
2031016	RL31 Ø 12 1/4	25
2031017	RL31 Ø 12 3/8	25
2031018	RL31 Ø 12 1/2	25
2031019	RL31 Ø 14 1/2	20

Code	Description	Quantity
ROTARY ELBOW, MALE, CONICAL (R31C)		
2L31C02	RL31/C Ø 4 1/8	50
2L31C03	RL31/C Ø 4 1/4	50
2L31C08	RL31/C Ø 6 1/8	50
2L31C09	RL31/C Ø 6 1/4	50
2L31C10	RL31/C Ø 8 1/8	50
2L31C11	RL31/C Ø 8 1/4	50
2L31C12	RL31/C Ø 8 3/8	50
2L31C13	RL31/C Ø 10 1/4	25
2L31C14	RL31/C Ø 10 3/8	25
2031C15	RL31/C Ø 12 3/8	25
2031C16	RL31/C Ø 12 1/2	25

CENTRAL TEE, MALE, CYLINDRICAL, ROTARY (R32)

Code	Description	Quantity
2L32001	RL32 Ø 4 M5	50
2L32002	RL32 Ø 4 1/8	50
2L32003	RL32 Ø 4 1/4	50
2L32004	RL32 Ø 6 M5	50
2032005	R32 Ø 5 1/8	50
2L32008	RL32 Ø 6 1/8	50
2L32009	RL32 Ø 6 1/4	50
2L32010	RL32 Ø 8 1/8	50
2L32011	RL32 Ø 8 1/4	50
2L32012	RL32 Ø 8 3/8	50
2L32013	RL32 Ø 10 1/4	25
2L32014	RL32 Ø 10 3/8	25
2032017	RL32 Ø 12 3/8	20
2032018	RL32 Ø 12 1/2	10
2032019	RL32 Ø 14 1/2	10

CENTRAL TEE, MALE, CONICAL, ROTARY (RL32C)

Code	Description	Quantity
2L32C02	RL32/C Ø 4 1/8	50
2L32C03	RL32/C Ø 4 1/4	50
2L32C08	RL32/C Ø 6 1/8	50
2L32C09	RL32/C Ø 6 1/4	50
2L32C10	RL32/C Ø 8 1/8	50
2L32C11	RL32/C Ø 8 1/4	50
2L32C12	RL32/C Ø 8 3/8	50
2L32C13	RL32/C Ø 10 1/4	25
2L32C14	RL32/C Ø 10 3/8	25

LATERAL TEE, MALE, CYLINDRICAL, ROTARY (R38)

Code	Description	Quantity
2L38002	RL38 Ø 4 1/8	50
2L38008	RL38 Ø 6 1/8	50
2L38009	RL38 Ø 6 1/4	50
2L38010	RL38 Ø 8 1/8	50
2L38011	RL38 Ø 8 1/4	50
2L38013	RL38 Ø 10 1/4	25
2L38014	RL38 Ø 10 3/8	25
2038005	RL38 Ø 5 1/8	50
2038015	RL38 Ø 12 3/8	25
2038016	RL38 Ø 12 1/2	20

Code Description Quantity
ELBOW, MALE, CONICAL (R39C)



2L39C02	RL39/C Ø 4 1/8	50
2L39C08	RL39/C Ø 6 1/8	50
2L39C09	RL39/C Ø 6 1/4	50
2039Z07	RL39/Z Ø 6 M12X1	50
2039Z08	RL39/Z Ø 6 M12X1.25	50
2L39C10	RL39/C Ø 8 1/8	50
2L39C11	RL39/C Ø 8 1/4	50
2L39C13	RL39/C Ø 10 1/4	25

CROSS FITTING (RL40)



2L40001	RL40 Ø 4	10
2L40003	RL40 Ø 6	10
2L40004	RL40 Ø 8	10

DUAL ROD SINGLE ROTARY RINGS (R50)



2L50001	RL50 Ø 4 M5	25
2L50002	RL50 Ø 4 1/8	25
2033002	R33 Ø 5 1/8	25
2L50007	RL50 Ø 6 M5	25
2L50008	RL50 Ø 6 1/8	25
2L50009	RL50 Ø 6 1/4	25
2L50010	RL50 Ø 8 1/8	25
2L50011	RL50 Ø 8 1/4	25
2L50013	RL50 Ø 10 1/4	25

DUAL ROD DUAL ROTARY RINGS (RL51)



2L51001	RL51 Ø 4 M5	25
2L51002	RL51 Ø 4 1/8	25
2L51007	RL51 Ø 6 M5	25
2L51008	RL51 Ø 6 1/8	25
2L51009	RL51 Ø 6 1/4	25
2L51010	RL51 Ø 8 1/8	25
2L51011	RL51 Ø 8 1/4	25
2L51013	RL51 Ø 10 1/4	10

Code Description Quantity
TRIPLE ROD SINGLE ROTARY RINGS (RL52)



2L52002	RL52 Ø 4 1/8	25
2L52008	RL52 Ø 6 1/8	25
2L52009	RL52 Ø 6 1/4	25
2L52010	RL52 Ø 8 1/8	25
2L52011	RL52 Ø 8 1/4	25
2L52013	RL52 Ø 10 1/4	10

TRIPLE ROD DUAL ROTARY RINGS (RL53)



2L53002	RL53 Ø 4 1/8	20
2L53008	RL53 Ø 6 1/8	20
2L53009	RL53 Ø 6 1/4	10
2L53010	RL53 Ø 8 1/8	10
2L53011	RL53 Ø 8 1/4	10
2L53013	RL53 Ø 10 1/4	10

MALE ROD, SINGLE SWIVEL RING (RL54)



2L54001	RL54 Ø 4 M5	50
2L54002	RL54 Ø 4 1/8	50
2L54007	RL54 Ø 6 M5	50
2L54008	RL54 Ø 6 1/8	50
2L54009	RL54 Ø 6 1/4	50
2L54010	RL54 Ø 8 1/8	50
2L54011	RL54 Ø 8 1/4	50
2L54012	RL54 Ø 8 3/8	25
2L54013	RL54 Ø 10 1/4	50
2L54014	RL54 Ø 10 3/8	25
2L54018	RL54 Ø 12 1/4	50
2L54016	RL54 Ø 12 3/8	25
2L54017	RL54 Ø 12 1/2	25

MALE ROD, DUAL SWIVEL RING (RL55)



2L55001	RL55 Ø 4 M5	50
2L55002	RL55 Ø 4 1/8	50
2L55007	RL55 Ø 6 M5	50
2L55008	RL55 Ø 6 1/8	50
2L55009	RL55 Ø 6 1/4	25
2L55010	RL55 Ø 8 1/8	50
2L55011	RL55 Ø 8 1/4	25
2L55012	RL55 Ø 8 3/8	25
2L55013	RL55 Ø 10 1/4	25
2L55014	RL55 Ø 10 3/8	25
2L55018	RL55 Ø 12 1/4	25
2L55016	RL55 Ø 12 3/8	10
2L55017	RL55 Ø 12 1/2	10

Code Description Quantity
DUAL ROD, MALE SINGLE SWIVEL RINGS (RL56)



2L56001	RL56 Ø 4 M5	25
2L56002	RL56 Ø 4 1/8	25
2L56007	RL56 Ø 6 M5	25
2L56008	RL56 Ø 6 1/8	25
2L56009	RL56 Ø 6 1/4	25
2L56010	RL56 Ø 8 1/8	25
2L56011	RL56 Ø 8 1/4	25
2L56012	RL56 Ø 8 3/8	25
2L56013	RL56 Ø 10 1/4	25
2L56014	RL56 Ø 10 3/8	10
2L56016	RL56 Ø 12 3/8	10
2L56017	RL56 Ø 12 1/2	10

DUAL ROD, MALE DUAL SWIVEL RINGS (RL57)



2L57001	RL57 Ø 4 M5	25
2L57002	RL57 Ø 4 1/8	25
2L57007	RL57 Ø 6 M5	25
2L57008	RL57 Ø 6 1/8	25
2L57009	RL57 Ø 6 1/4	25
2L57010	RL57 Ø 8 1/8	25
2L57011	RL57 Ø 8 1/4	25
2L57012	RL57 Ø 8 3/8	10
2L57013	RL57 Ø 10 1/4	10
2L57014	RL57 Ø 10 3/8	10
2L57016	RL57 Ø 12 3/8	10
2L57017	RL57 Ø 12 1/2	5

BRASS PUSH-IN FITTINGS FOR INCH TUBES AND UNF or NPT THREAD

Code Description Quantity
RU1 - MALE CONNECTORS



2U01A02	RU1 Ø1/8 10/32 UNF	50
2U01A03	RU1 Ø1/8 1/8 NPT	50
2U01001	RU1 Ø5/32 10/32 UNF	50
2U01002	RU1 Ø5/32 1/8 NPT	50
2U01003	RU1 Ø5/32 1/4 NPT	50
2U01000	RU1 Ø1/4 10/32 UNF	50
2U01007	RU1 Ø1/4 1/8 NPT	50
2U01008	RU1 Ø1/4 1/4 NPT	50
2U01020	RU1 Ø1/4 3/8 NPT	50
2U01009	RU1 Ø5/16 1/8 NPT	50
2U01010	RU1 Ø5/16 1/4 NPT	50
2U01011	RU1 Ø5/16 3/8 NPT	50
2U01012	RU1 Ø3/8 1/4 NPT	50
2U01013	RU1 Ø3/8 3/8 NPT	50
2U01021	RU1 Ø3/8 1/2 NPT	25
2U01014	RU1 Ø1/2 3/8 NPT	25
2U01015	RU1 Ø1/2 1/2 NPT	25

RU2 - FEMALE CONNECTORS



2U02A03	RU2 Ø1/8 1/8 NPT	50
2U02001	RU2 Ø5/32 1/8 NPT	50
2U02002	RU2 Ø5/32 1/4 NPT	50
2U02005	RU2 Ø1/4 1/8 NPT	50
2U02006	RU2 Ø1/4 1/4 NPT	50
2U02007	RU2 Ø5/16 1/8 NPT	50
2U02008	RU2 Ø5/16 1/4 NPT	50

RU3 - STRAIGHT UNION



2003A01	R3 Ø3.17	50
2L03001	RL3 Ø4	50
2U03003	RU3 Ø1/4 INCH	50
2L03004	RL3 Ø8	50
2U03005	RU3 Ø3/8 INCH	50
2U03006	RU3 Ø1/2 INCH	25

RU4 - UNION ELBOWS



2004A01	R4 Ø3.17	50
2L04001	RL4 Ø4	50
2U04003	RU4 Ø1/4 INCH	50
2L04004	RL4 Ø8	50
2U04005	RU4 Ø3/8 INCH	50
2U04006	RU4 Ø1/2 INCH	25

Code Description Quantity
RU5 - UNION TEES



2005A01	R5 Ø3.17	50
2L05001	RL5 Ø4	50
2U05003	RU5 Ø1/4 INCH	50
2L05004	RL5 Ø8	50
2U05005	RU5 Ø3/8 INCH	25
2U05006	RU5 Ø1/2 INCH	20

RU6 - STEM ADAPTORS



2U06A01	RU6 Ø1/8 1/8 NPT	100
2U06A02	RU6 Ø1/8 10/32 UNF	50
2U06001	RU6 Ø5/32 1/4 NPT	50
2U06002	RU6 Ø5/32 1/8 NPT	50
2U06003	RU6 Ø5/32 10/32 UNF	50
2U06000	RU6 Ø1/4 1/4 NPT	50
2U06007	RU6 Ø1/4 1/8 NPT	50
2U06008	RU6 Ø1/4 10/32 UNF	50
2U06020	RU6 Ø1/4 3/8 NPT	50
2U06009	RU6 Ø5/16 1/4 NPT	50
2U06010	RU6 Ø5/16 1/8 NPT	50
2U06011	RU6 Ø5/16 3/8 NPT	50
2U06012	RU6 Ø3/8 1/2 NPT	50
2U06013	RU6 Ø3/8 1/4 NPT	50
2U06022	RU6 Ø3/8 3/8 NPT	50
2U06014	RU6 Ø1/2 1/2 NPT	25
2U06015	RU6 Ø1/2 3/8 NPT	25

RU7 - STRAIGHT CONNECTORS



2007001	R7 Ø4	100
2U07003	RU7 Ø1/4 INCH	50
2L07004	RL7 Ø8	50
2U07005	RU7 Ø3/8 INCH	50
2U07006	RU7 Ø1/2 INCH	25

RU8 - PLUG IN REDUCERS



2008A02	R8 Ø4 Ø3.17	50
2U08002	RU8 Ø1/4-Ø5/32 INCH	50
2L08004	RL8 Ø8 Ø4	50
2U08006	RU8 Ø5/16-Ø1/4 INCH	50
2U08007	RU8 Ø3/8-Ø1/4 INCH	50
2U08010	RU8 Ø1/2-Ø1/4 INCH	25
2U08011	RU8 Ø1/2-Ø5/16 INCH	25
2U08015	RU8 Ø1/2-Ø3/8 INCH	25

Code Description Quantity
RU9 BLANKING PLUGS IN PLASTIC



2L10A01	RL9T Ø3.17	100
2L10001	RL9T Ø4	50
2U10003	RU9 Ø1/4	50
2L10004	RL9T Ø8	50
2U10005	RU9 Ø3/8	50
2U10006	RU9 Ø1/2	50

RU10 - BULKHEAD UNIONS



2011A01	R10 Ø3.17	50
2L11001	RL10 Ø4	50
2U11003	RU10 1/4 INCH	50
2L11004	RL10 Ø8	50
2U11005	RU10 3/8 INCH	25
2U11006	RU10 1/2 INCH	25

RU15 - ROTARY FITTINGS SINGLE




2U14104	RU15 Ø1/8 10/32 UNF	100
2U14001	RU15 Ø5/32 1/8 NPT	50
2U14002	RU15 Ø5/32 10/32 UNF	50
2U14106	RU15 Ø1/4 1/4 NPT	50
2U14005	RU15 Ø1/4 1/8 NPT	50
2U14007	RU15 Ø1/4 10/32 UNF	50
2U14006	RU15 Ø5/16 1/4 NPT	50
2U14008	RU15 Ø5/16 1/8 NPT	50
2U14013	RU15 Ø5/16 3/8 NPT	25
2U14009	RU15 Ø3/8 1/4 NPT	50
2U14014	RU15 Ø3/8 3/8 NPT	25
2U14011	RU15 Ø1/2 1/2 NPT	25
2U14012	RU15 Ø1/2 3/8 NPT	20


RU16 - ROTARY FITTINGS DOUBLE




2U15001	RU16 Ø5/32 1/8 NPT	50
2U15002	RU16 Ø5/32 10/32 UNF	50
2U15106	RU16 Ø1/4 1/4 NPT	50
2U15005	RU16 Ø1/4 1/8 NPT	50
2U15007	RU16 Ø1/4 10/32 UNF	25
2U15006	RU16 Ø5/16 1/4 NPT	50
2U15008	RU16 Ø5/16 1/8 NPT	25
2U15013	RU16 Ø5/16 3/8 NPT	25
2U15009	RU16 Ø3/8 1/4 NPT	25
2U15014	RU16 Ø3/8 3/8 NPT	25
2U15011	RU16 Ø1/2 1/2 NPT	20
2U15012	RU16 Ø1/2 3/8 NPT	10


Code	Description	Quantity
RU31 - MALE ELBOWS		
		
2U31001	RU31 Ø5/32 1/4 NPT	50
2U31002	RU31 Ø5/32 1/8 NPT	50
2U31003	RU31 Ø5/32 10/32 UNF	50
2U31007	RU31 Ø1/4 1/4 NPT	50
2U31008	RU31 Ø1/4 1/8 NPT	50
2U31009	RU31 Ø1/4 10/32 UNF	50
2U31010	RU31 Ø5/16 1/4 NPT	50
2U31011	RU31 Ø5/16 1/8 NPT	50
2U31012	RU31 Ø5/16 3/8 NPT	50
2U31013	RU31 Ø3/8 1/2 NPT	50
2U31014	RU31 Ø3/8 1/4 NPT	50
2U31015	RU31 Ø3/8 3/8 NPT	25
2U31017	RU31 Ø1/2 1/2 NPT	25
2U31018	RU31 Ø1/2 3/8 NPT	25

Code	Description	Quantity
RU54 - SINGLE BANJO		
		
2U54001	RU54 Ø5/32 1/8 NPT	50
2U54002	RU54 Ø5/32 10/32 UNF	50
2U54007	RU54 Ø1/4 1/4 NPT	50
2U54008	RU54 Ø1/4 1/8 NPT	50
2U54009	RU54 Ø1/4 10/32 UNF	50
2U54010	RU54 Ø5/16 1/4 NPT	50
2U54011	RU54 Ø5/16 1/8 NPT	50
2U54012	RU54 Ø5/16 3/8 NPT	25
2U54013	RU54 Ø3/8 1/4 NPT	50
2U54014	RU54 Ø3/8 3/8 NPT	25
2U54016	RU54 Ø1/2 1/2 NPT	25
2U54017	RU54 Ø1/2 3/8 NPT	25

Code	Description	Quantity
RU56 - DOUBLE STACKING BANJO, 2 PIPE CONNECTIONS		
		
2U56001	RU56 Ø5/32 1/8 NPT	25
2U56002	RU56 Ø5/32 10/32 UNF	25
2U56007	RU56 Ø1/4 1/4 NPT	25
2U56008	RU56 Ø1/4 1/8 NPT	25
2U56009	RU56 Ø1/4 10/32 UNF	25
2U56010	RU56 Ø5/16 1/4 NPT	25
2U56011	RU56 Ø5/16 1/8 NPT	25
2U56012	RU56 Ø5/16 3/8 NPT	25
2U56013	RU56 Ø3/8 1/4 NPT	25
2U56014	RU56 Ø3/8 3/8 NPT	10
2U56016	RU56 Ø1/2 1/2 NPT	10
2U56017	RU56 Ø1/2 3/8 NPT	10

Code	Description	Quantity
RU32 - BRANCH TEES		
		
2U32002	RU32 Ø5/32 1/4 NPT	50
2U32003	RU32 Ø5/32 1/8 NPT	50
2U32007	RU32 Ø1/4 1/4 NPT	50
2U32008	RU32 Ø1/4 1/8 NPT	50
2U32009	RU32 Ø1/4 10/32 UNF	50
2U32010	RU32 Ø5/16 1/4 NPT	50
2U32011	RU32 Ø5/16 1/8 NPT	50
2U32012	RU32 Ø5/16 3/8 NPT	50
2U32013	RU32 Ø3/8 1/2 NPT	25
2U32014	RU32 Ø3/8 1/4 NPT	25
2U32015	RU32 Ø3/8 3/8 NPT	25
2U32017	RU32 Ø1/2 1/2 NPT	25
2U32018	RU32 Ø1/2 3/8 NPT	20

Code	Description	Quantity
RU55 - DOUBLE BANJO		
		
2U55001	RU55 Ø5/32 1/8 NPT	50
2U55002	RU55 Ø5/32 10/32 UNF	50
2U55007	RU55 Ø1/4 1/4 NPT	50
2U55008	RU55 Ø1/4 1/8 NPT	50
2U55009	RU55 Ø1/4 10/32 UNF	25
2U55010	RU55 Ø5/16 1/4 NPT	50
2U55011	RU55 Ø5/16 1/8 NPT	25
2U55012	RU55 Ø5/16 3/8 NPT	25
2U55013	RU55 Ø3/8 1/4 NPT	25
2U55014	RU55 Ø3/8 3/8 NPT	25
2U55016	RU55 Ø1/2 1/2 NPT	20
2U55017	RU55 Ø1/2 3/8 NPT	10

Code	Description	Quantity
RU57 - DOUBLE STACKING BANJO, 4 PIPE CONNECTIONS		
		
2U57001	RU57 Ø5/32 1/8 NPT	25
2U57002	RU57 Ø5/32 10/32 UNF	25
2U57007	RU57 Ø1/4 1/4 NPT	25
2U57008	RU57 Ø1/4 1/8 NPT	25
2U57009	RU57 Ø1/4 10/32 UNF	25
2U57010	RU57 Ø5/16 1/4 NPT	25
2U57011	RU57 Ø5/16 1/8 NPT	10
2U57012	RU57 Ø5/16 3/8 NPT	10
2U57013	RU57 Ø3/8 1/4 NPT	10
2U57014	RU57 Ø3/8 3/8 NPT	10
2U57016	RU57 Ø1/2 1/2 NPT	10
2U57017	RU57 Ø1/2 3/8 NPT	5

ADAPTORS AND PLUGS FOR G (BSP) AND NPT THREAD


Code	Description	Quantity
AU5/G - NPT FEMALE BSP MALE ADAPTORS		
2105100U	AU5/G M5 M-10/32 UNF F	100
2105101U	AU5/G G1/8 M-1/8 NPT F	100
2105103U	AU5/G G1/4 M-1/4 NPT F	50
2105105U	AU5/G G3/8 M-3/8 NPT F	25
2105107U	AU5/G G1/2 M-1/2 NPT F	25


Code	Description	Quantity
AU7 - BLANKING PLUGS		
2107000U	AU7 10/32 UNF	100
2107001U	AU7 1/8 NPT	100
2107002U	AU7 1/4 NPT	100
2107003U	AU7 3/8 NPT	50
2107004U	AU7 1/2 NPT	50


Code	Description	Quantity
AU5/N - NPT MALE BSP FEMALE ADAPTORS		
2105200U	AU5/N 10/32 UNF M-M5 F	50
2105201U	AU5/N 1/8 NPT M-G 1/8 F	100
2105203U	AU5/N 1/4 NPT M-G 1/4 F	50
2105205U	AU5/N 3/8 NPT M-G 3/8 F	25
2105207U	AU5/N 1/2 NPT M-G 1/2 F	25


TECHNOPOLYMER PUSH-IN FITTINGS FOR mm TUBES AND G (BSP) or METRIC THREAD


Code	Description	Quantity
STRAIGHT, INTERMEDIATE, TECHNOPOLYMER (R19)		
		
2019001	RL19 Ø 4	50
2019002	RL19 Ø 5	50
2019003	RL19 Ø 6	50
2019004	RL19 Ø 8	50
2019005	RL19 Ø 10	50
2019006	RL19 Ø 12	25


Code	Description	Quantity
MALE ROD, SINGLE ROTARY RING, TECHNOPOLYMER (R20)		
		
2020001	RL20 Ø 4 M5	50
2020002	RL20 Ø 4 1/8	50
2020003	R20 Ø 5 M5	50
2020004	R20 Ø 5 1/8	50
2020016	RL20 Ø 6 M5	50
2020005	RL20 Ø 6 1/8	50
2020007	RL20 Ø 6 1/4	50
2020006	RL20 Ø 8 1/8	50
2020008	RL20 Ø 8 1/4	50
2020009	RL20 Ø 10 1/4	50
2020010	RL20 Ø 12 1/4	25
2020011	RL20 Ø 12 3/8	25
2020012	RL20 Ø 12 1/2	20
2L20017	R20 Ø 10 3/8	25


Code	Description	Quantity
MALE ROD, DUAL ROTARY RING, TECHNOPOLYMER (R20/A)		
		
2020A01	R20/A Ø 4 M5	50
2020A02	R20/A Ø 4 1/8	50
2020A03	R20/A Ø 5 M5	50
2020A04	R20/A Ø 5 1/8	50
2020A05	R20/A Ø 6 1/8	50
2020A06	R20/A Ø 8 1/8	50
2020A07	R20/A Ø 6 1/4	25
2020A08	R20/A Ø 8 1/4	25
2020A09	R20/A Ø 10 1/4	25
2020A10	R20/A Ø 12 1/4	25
2020A11	R20/A Ø 12 3/8	20
2020A12	R20/A Ø 12 1/2	10


Code	Description	Quantity
ELBOW, INTERMEDIATE, TECHNOPOLYMER (R21)		
		
2L21001	RL21 Ø 4	50
2021002	R21 Ø 5	50
2L21003	RL21 Ø 6	50
2L21004	RL21 Ø 8	50
2021005	RL21 Ø 10	50
2021006	RL21 Ø 12	25

Code	Description	Quantity
INTERMEDIATE TEE, TECHNOPOLYMER (R22)		
		
2L22001	RL22 Ø 4	50
2022002	R22 Ø 5	50
2L22003	RL22 Ø 6	50
2L22004	RL22 Ø 8	50
2022005	RL22 Ø 10	25
2022006	RL22 Ø 12	20


Code	Description	Quantity
WYE (R23)		
		
2023001	RL23 Ø 4 Ø 4	50
2023002	R23 Ø 5 Ø 5	50
2023003	RL23 Ø 6 Ø 6	50
2023004	RL23 Ø 8 Ø 8	50
2L23005	RL23 Ø 10 Ø 10	25
2L23006	RL23 Ø 12 Ø 12	25
2L23301	RL23 Ø 6 Ø 4	50
2L23303	RL23 Ø 8 Ø 6	50
2L23306	RL23 Ø 10 Ø 8	25
2L23309	RL23 Ø 12 Ø 10	25

Code	Description	Quantity
Y TECHNOPOLYMER, THREADED INPUT (RL23/M)		
		
2L23401	RL23/M Ø 4 M5	25
2L23402	RL23/M Ø 4 1/8	25
2L23403	RL23/M Ø 4 1/4	25
2L23406	RL23/M Ø 6 1/8	25
2L23407	RL23/M Ø 6 1/4	25
2L23409	RL23/M Ø 8 1/8	25
2L23410	RL23/M Ø 8 1/4	25
2L23412	RL23/M Ø 8 3/8	25
2L23413	RL23/M Ø 10 1/4	10
2L23415	RL23/M Ø 10 3/8	10
2L23419	RL23/M Ø 12 3/8	10
2L23420	RL23/M Ø 12 1/2	10

Code	Description	Quantity
Y BRANCH WITH ADAPTOR, TECHNOPOLYMER (R24)		
		
2024001	RL24 Ø 4 Ø 4	50
2024003	RL24 Ø 6 Ø 6	50
2L24004	RL24 Ø 8 Ø 8	50
2L24005	RL24 Ø 10 Ø 10	25
2L24006	RL24 Ø 12 Ø 12	25
2L24301	RL24 Ø 6 Ø 4	50
2L24303	RL24 Ø 8 Ø 6	50
2L24306	RL24 Ø 10 Ø 8	25
2L24309	RL24 Ø 12 Ø 10	25

Code	Description	Quantity
TECHNOPOLYMER PARALLEL Y, THREADED INPUT (RL25)		
		
2L25001	RL25 Ø 4 M5	10
2L25002	RL25 Ø 4 M7	10
2L25003	RL25 Ø 4 1/8	10
2L25004	RL25 Ø 6 1/8	10
2L25005	RL25 Ø 6 1/4	10
2L25008	RL25 Ø 8 1/4	10
2L25009	RL25 Ø 8 3/8	10

Code	Description	Quantity
SINGLE RING, TECHNOPOLYMER (R28)		
		
2012102	R28 Ø 4 1/8	50
2012104	R28 Ø 5 1/8	50
2012106	R28 Ø 6 1/8	50
2012107	R28 Ø 6 1/4	50
2012108	R28 Ø 8 1/8	50
2012109	R28 Ø 8 1/4	50
2012110	R28 Ø 8 3/8	50
2012111	R28 Ø 10 1/4	50
2012112	R28 Ø 10 3/8	50
2012113	R28 Ø 12 1/4	25
2012114	R28 Ø 12 3/8	25
2012115	R28 Ø 12 1/2	25

Code	Description	Quantity
DUAL RING, TECHNOPOLYMER (R29)		
		
2013102	R29 Ø 4 1/8	50
2013104	R29 Ø 5 1/8	50
2013106	R29 Ø 6 1/8	50
2013107	R29 Ø 6 1/4	50
2013108	R29 Ø 8 1/8	50
2013109	R29 Ø 8 1/4	50
2013110	R29 Ø 8 3/8	25
2013111	R29 Ø 10 1/4	25
2013112	R29 Ø 10 3/8	25
2013113	R29 Ø 12 1/4	25
2013114	R29 Ø 12 3/8	25
2013115	R29 Ø 12 1/2	20

Code **Description** **Quantity**
ROTARY ELBOW, MALE, TECHNOPOLYMER (RL34)



2L34001	RL34 Ø 4 M5	50
2L34020	RL34 Ø 4 M7	50
2L34002	RL34 Ø 4 1/8	50
2L34003	RL34 Ø 4 1/4	50
2L34006	RL34 Ø 6 M5	50
2L34021	RL34 Ø 6 M7	50
2L34007	RL34 Ø 6 1/8	50
2L34008	RL34 Ø 6 1/4	50
2L34009	RL34 Ø 8 1/8	50
2L34010	RL34 Ø 8 1/4	50
2L34011	RL34 Ø 8 3/8	50
2L34013	RL34 Ø 10 1/4	50
2L34014	RL34 Ø 10 3/8	25
2L34016	RL34 Ø 12 3/8	25
2L34017	RL34 Ø 12 1/2	25

ELBOW, FEMALE, ROTARY, TECHNOPOLYMER (RL34/F)



2L34F01	RL34/F Ø 4 M5	50
2L34F05	RL34/F Ø 4 1/8	50
2L34F06	RL34/F Ø 6 M5	50
2L34F07	RL34/F Ø 6 1/8	50
2L34F08	RL34/F Ø 6 1/4	50
2L34F09	RL34/F Ø 8 1/8	50
2L34F10	RL34/F Ø 8 1/4	50
2L34F13	RL34/F Ø 10 1/4	25
2L34F14	RL34/F Ø 10 3/8	25
2L34F16	RL34/F Ø 12 3/8	25
2L34F17	RL34/F Ø 12 1/2	25

CENTRAL TEE, MALE, TECHNOPOLYMER (RL35)



2L35001	RL35 Ø 4 M5	50
2L35020	RL35 Ø 4 M7	50
2L35002	RL35 Ø 4 1/8	50
2L35003	RL35 Ø 4 1/4	50
2L35006	RL35 Ø 6 M5	50
2L35007	RL35 Ø 6 1/8	50
2L35008	RL35 Ø 6 1/4	50
2L35009	RL35 Ø 8 1/8	50
2L35010	RL35 Ø 8 1/4	50
2L35011	RL35 Ø 8 3/8	50
2L35013	RL35 Ø 10 1/4	25
2L35014	RL35 Ø 10 3/8	25
2L35016	RL35 Ø 12 3/8	25
2L35017	RL35 Ø 12 1/2	25

CENTRAL TEE, FEMALE, ROTARY, TECHNOPOLYMER (RL35/F)



2L35F01	RL35/F Ø 4 M5	50
2L35F06	RL35/F Ø 6 M5	50
2L35F07	RL35/F Ø 6 1/8	50
2L35F08	RL35/F Ø 6 1/4	25
2L35F09	RL35/F Ø 8 1/8	50
2L35F10	RL35/F Ø 8 1/4	25
2L35F13	RL35/F Ø 10 1/4	25
2L35F14	RL35/F Ø 10 3/8	25
2L35F16	RL35/F Ø 12 3/8	25
2L35F17	RL35/F Ø 12 1/2	25

Code **Description** **Quantity**
ROTARY ELBOW, MALE, EXTENDED, TECHNOPOLYMER (RL36)



2L36001	RL36 Ø 4 M5	50
2L36020	RL36 Ø 4 M7	50
2L36002	RL36 Ø 4 1/8	50
2L36006	RL36 Ø 6 M5	50
2L36021	RL36 Ø 6 M7	50
2L36007	RL36 Ø 6 1/8	50
2L36008	RL36 Ø 6 1/4	50
2L36009	RL36 Ø 8 1/8	50
2L36010	RL36 Ø 8 1/4	50
2L36012	RL36 Ø 10 1/4	25

CENTRAL TEE, MALE, ROTARY, EXTENDED, TECHNOPOLYMER (RL37)



2L37001	RL37 Ø 4 M5	50
2L37020	RL37 Ø 4 M7	50
2L37002	RL37 Ø 4 1/8	50
2L37006	RL37 Ø 6 M5	50
2L37007	RL37 Ø 6 1/8	50
2L37008	RL37 Ø 6 1/4	50
2L37009	RL37 Ø 8 1/8	50
2L37010	RL37 Ø 8 1/4	50
2L37012	RL37 Ø 10 1/4	50

DUAL Y BRANCH TECHNOPOLYMER (RL42)



2L42001	RL42 Ø 4X4 Ø 4X1	10
2L42002	RL42 Ø 4X4 Ø 6X1	10
2L42004	RL42 Ø 6X4 Ø 6X1	10
2L42005	RL42 Ø 6X4 Ø 8X1	10

DUAL Y BRANCH TECHNOPOLYMER, THREADED INPUT (RL43)



2L43001	RL43 Ø 4 M5	10
2L43002	RL43 Ø 4 1/8	10
2L43003	RL43 Ø 4 1/4	10
2L43008	RL43 Ø 6 1/8	10
2L43009	RL43 Ø 6 1/4	10

MULTIPLE MANIFOLD, TECHNOPOLYMER (RL44)



2L44001	RL44 Ø 6X2 Ø 4X3	10
2L44003	RL44 Ø 8X2 Ø 6X3	10

Code **Description** **Quantity**
MULTIPLE MANIFOLD, INPUT, THREADED, TECHNOPOLYMER (RL45)



2L45001	RL45 Ø 6X1 Ø 4X3 G1/8	10
2L45002	RL45 Ø 6X1 Ø 4X3 G1/4	10
2L45007	RL45 Ø 8X1 Ø 6X3 G1/8	10
2L45008	RL45 Ø 8X1 Ø 6X3 G1/4	10
2L45009	RL45 Ø 8X1 Ø 6X3 G3/8	10

PLUG-IN ELBOWS (RL46)



2L46001	RL46 Ø 4 Ø 4	50
2L46002	RL46 Ø 6 Ø 6	50
2L46003	RL46 Ø 8 Ø 8	50
2L46004	RL46 Ø 10 Ø 10	25

EXTENDED PLUG-IN ELBOWS (RL47)



2L47001	RL47 Ø 4 Ø 4	50
2L47002	RL47 Ø 6 Ø 6	50
2L47003	RL47 Ø 8 Ø 8	50

DOUBLE ELBOW (RL48)




2L48001	RL48 Ø 4X1 Ø 4X2	10
2L48002	RL48 Ø 6X1 Ø 6X2	10
2L48003	RL48 Ø 8X1 Ø 8X2	10
2L48004	RL48 Ø 10 Ø 10	10

DOUBLE LATERAL ELBOW (RL49)





2L49001	RL49 Ø 4X1 Ø 4X2	10
2L49003	RL49 Ø 6X1 Ø 6X2	10
2L49004	RL49 Ø 8X1 Ø 8X2	10
2L49005	RL49 Ø 10X1 Ø 10X2	10
2L49006	RL49 Ø 12X1 Ø 12X2	10


CARTRIDGES AND ACCESSORIES


Code	Description	Quantity	Code	Description	Quantity	Code	Description	Quantity
BRASS CARTRIDGE WITH THREAD (R26)			TOOL FOR SLOT R27					
								
2026A02	R26 Ø 3	50	For aluminium					
2026A01	R26 Ø 3.17	50	2027021	UT.SE R27 Ø 4 AL.				
2026001	R26 Ø 4	50	2027022	UT.SE R27 Ø 5 AL.				
2026002	R26 Ø 5	50	2027023	UT.SE R27 Ø 6 AL.				
2026003	R26 Ø 6	50	2027024	UT.SE R27 Ø 8 AL.				
2026004	R26 Ø 8	50	2027025	UT.SE R27 Ø 10 AL.				
2026005	R26 Ø 10	50	For technopolymer					
2026006	R26 Ø 12	50	2027011	UT.SE R27 Ø 4 P.				
			2027012	UT.SE R27 Ø 5 P.				
			2027013	UT.SE R27 Ø 6 P.				
			2027014	UT.SE R27 Ø 8 P.				
			2027015	UT.SE R27 Ø 10 P.				
TOOL FOR SLOT (R26)								
								
2025010	UT.SE R26 Ø 3 Ø 3.17							
2025011	UT.SE R26 Ø 4							
2025012	UT.SE R26 Ø 5							
2025013	UT.SE R26 Ø 6							
2025014	UT.SE R26 Ø 8							
2025015	UT.SE R26 Ø 10							
2025016	UT.SE R26 Ø 12							
MALE FOR CARTRIDGE SLOT (R26)								
								
2025020	MA R26 Ø 3 Ø 3.17		R17 - DISASSEMBLY KEY					
2025021	MA R26 Ø 4		2L17001	RL17	50			
2025022	MA R26 Ø 5		2017001	R17	50			
2025023	MA R26 Ø 6							
2025024	MA R26 Ø 8							
2025025	MA R26 Ø 10							
2025026	MA R26 Ø 12							
BRASS COMPRESSION CARTRIDGE (R27)								
								
2027001	R27 Ø 4	50	R41 - CARTRIDGE KEY R26					
2027002	R27 Ø 5	50	2041001	R41 Ø 4				
2027003	R27 Ø 6	50	2041002	R41 Ø 5				
2027004	R27 Ø 8	50	2041003	R41 Ø 6				
2027005	R27 Ø 10	50	2041004	R41 Ø 8				
2027006	R27 Ø 12	50	2041005	R41 Ø 10				
			2041006	R41 Ø 12				


SERIES F-E PUSH-IN FITTINGS FOR USE IN THE FOOD INDUSTRY


Code	Description	Quantity
STRAIGHT, CYLINDRICAL, MALE R1 F-E		
		
2F01001	R1 F-E Ø 4 M5	50
2F01002	R1 F-E Ø 4 1/8	50
2F01003	R1 F-E Ø 4 1/4	50
2F01000	R1 F-E Ø 6 M5	50
2F01007	R1 F-E Ø 6 1/8	50
2F01008	R1 F-E Ø 6 1/4	50
2F01009	R1 F-E Ø 8 1/8	50
2F01010	R1 F-E Ø 8 1/4	50
2F01011	R1 F-E Ø 8 3/8	50
2F01012	R1 F-E Ø 10 1/4	50
2F01013	R1 F-E Ø 10 3/8	50
2F01022	R1 F-E Ø 10 1/2	50


Code	Description	Quantity
STRAIGHT, CONICAL, MALE R1C F-E		
		
2F01C02	R1C F-E Ø 4 1/8	50
2F01C07	R1C F-E Ø 6 1/8	50
2F01C08	R1C F-E Ø 6 1/4	50
2F01C09	R1C F-E Ø 8 1/8	50
2F01C10	R1C F-E Ø 8 1/4	50
2F01C11	R1C F-E Ø 8 3/8	50
2F01C13	R1C F-E Ø 10 1/4	50
2F01C14	R1C F-E Ø 10 3/8	25


Code	Description	Quantity
STRAIGHT, FEMALE R2 F-E		
		
2F02001	R2 F-E Ø 4 1/8	50
2F02005	R2 F-E Ø 6 1/8	50
2F02006	R2 F-E Ø 6 1/4	50
2F02007	R2 F-E Ø 8 1/8	50
2F02008	R2 F-E Ø 8 1/4	50
2F02011	R2 F-E Ø 10 1/4	50


Code	Description	Quantity
STRAIGHT, INTERMEDIATE R3 F-E		
		
2F03001	R3 F-E Ø 4	50
2F03003	R3 F-E Ø 6	50
2F03004	R3 F-E Ø 8	50
2F03005	R3 F-E Ø 10	50


Code	Description	Quantity
ELBOW, INTERMEDIATE R4 F-E		
		
2F04001	R4 F-E Ø 4	50
2F04003	R4 F-E Ø 6	50
2F04004	R4 F-E Ø 8	50
2F04005	R4 F-E Ø 10	50


Code	Description	Quantity
TEE, INTERMEDIATE R5 F-E		
		
2F05001	R5 F-E Ø 4	50
2F05003	R5 F-E Ø 6	50
2F05004	R5 F-E Ø 8	50
2F05005	R5 F-E Ø 10	20


Code	Description	Quantity
THREADED ADAPTOR R6 F-E		
		
2F06001	R6 F-E Ø 4 M5	50
2F06002	R6 F-E Ø 4 1/8	50
2F06003	R6 F-E Ø 4 1/4	50
2F06000	R6 F-E Ø 6 M5	50
2F06007	R6 F-E Ø 6 1/8	50
2F06008	R6 F-E Ø 6 1/4	50
2F06009	R6 F-E Ø 8 1/8	50
2F06010	R6 F-E Ø 8 1/4	50
2F06011	R6 F-E Ø 8 3/8	50
2F06012	R6 F-E Ø 10 1/4	50
2F06013	R6 F-E Ø 10 3/8	50


Code	Description	Quantity
STRAIGHT, INTERMEDIATE, BULKHEAD UNIONS R10 F-E		
		
2F11001	R10 F-E Ø 4	50
2F11003	R10 F-E Ø 6	50
2F11004	R10 F-E Ø 8	50
2F11005	R10 F-E Ø 10	25

Code	Description	Quantity
ROTARY ELBOW, MALE, CYLINDRICAL R31 F-E		
		
2F31001	R31 F-E Ø 4 M5	50
2F31002	R31 F-E Ø 4 1/8	50
2F31003	R31 F-E Ø 4 1/4	50
2F31007	R31 F-E Ø 6 M5	50
2F31008	R31 F-E Ø 6 1/8	50
2F31009	R31 F-E Ø 6 1/4	50
2F31010	R31 F-E Ø 8 1/8	50
2F31011	R31 F-E Ø 8 1/4	50
2F31012	R31 F-E Ø 8 3/8	50
2F31013	R31 F-E Ø 10 1/4	50
2F31014	R31 F-E Ø 10 3/8	25
2F31015	R31 F-E Ø 10 1/2	25


Code	Description	Quantity
ROTARY ELBOW, MALE, CONICAL R31C F-E		
		
2F31C02	R31C F-E Ø 4 1/8	50
2F31C03	R31C F-E Ø 4 1/4	50
2F31C08	R31C F-E Ø 6 1/8	50
2F31C09	R31C F-E Ø 6 1/4	50
2F31C10	R31C F-E Ø 8 1/8	50
2F31C11	R31C F-E Ø 8 1/4	50
2F31C12	R31C F-E Ø 8 3/8	50
2F31C13	R31C F-E Ø 10 1/4	25
2F31C14	R31C F-E Ø 10 3/8	25

Code	Description	Quantity
CENTRAL TEE, MALE, CYLINDRICAL, ROTARY R32 F-E		
		
2F32002	R32 F-E Ø 4 1/8	50
2F32008	R32 F-E Ø 6 1/8	50
2F32009	R32 F-E Ø 6 1/4	50
2F32010	R32 F-E Ø 8 1/8	50
2F32011	R32 F-E Ø 8 1/4	50
2F32012	R32 F-E Ø 8 3/8	50
2F32013	R32 F-E Ø 10 1/4	25
2F32014	R32 F-E Ø 10 3/8	25


Code	Description	Quantity
LATERAL TEE, MALE, CYLINDRICAL, ROTARY R38 F-E		
		
2F38002	R38 F-E Ø 4 1/8	50
2F38008	R38 F-E Ø 6 1/8	50
2F38009	R38 F-E Ø 6 1/4	50
2F38010	R38 F-E Ø 8 1/8	50
2F38011	R38 F-E Ø 8 1/4	50
2F38013	R38 F-E Ø 10 1/4	25
2F38014	R38 F-E Ø 10 3/8	25

Code	Description	Quantity
ELBOW, MALE, CONICAL R39C F-E		
		
2F39C02	R39C F-E Ø 4 1/8	50
2F39C08	R39C F-E Ø 6 1/8	50
2F39C09	R39C F-E Ø 6 1/4	50
2F39C10	R39C F-E Ø 8 1/8	50
2F39C11	R39C F-E Ø 8 1/4	50
2F39C12	R39C F-E Ø 8 3/8	50
2F39C13	R39C F-E Ø 10 1/4	25


SERIES F-NSF PUSH-IN FITTINGS FOR USE IN THE FOOD INDUSTRY

Code	Description	Quantity
STRAIGHT, CYLINDRICAL, MALE R1 F-NSF		
		
2F01051	R1 F-NSF Ø 4 M5	50
2F01052	R1 F-NSF Ø 4 1/8	50
2F01053	R1 F-NSF Ø 4 1/4	50
2F01050	R1 F-NSF Ø 6 M5	50
2F01057	R1 F-NSF Ø 6 1/8	50
2F01058	R1 F-NSF Ø 6 1/4	50
2F01059	R1 F-NSF Ø 8 1/8	50
2F01060	R1 F-NSF Ø 8 1/4	50
2F01061	R1 F-NSF Ø 8 3/8	50
2F01062	R1 F-NSF Ø 10 1/4	50
2F01063	R1 F-NSF Ø 10 3/8	50
2F01072	R1 F-NSF Ø 10 1/2	50

STRAIGHT, CONICAL, MALE R1C F-NSF

		
2F01C52	R1C F-NSF Ø 4 1/8	50
2F01C57	R1C F-NSF Ø 6 1/8	50
2F01C58	R1C F-NSF Ø 6 1/4	50
2F01C59	R1C F-NSF Ø 8 1/8	50
2F01C60	R1C F-NSF Ø 8 1/4	50
2F01C61	R1C F-NSF Ø 8 3/8	50
2F01C63	R1C F-NSF Ø 10 1/4	50
2F01C64	R1C F-NSF Ø 10 3/8	25


STRAIGHT, FEMALE R2 F-NSF

		
2F02051	R2 F-NSF Ø 4 1/8	50
2F02055	R2 F-NSF Ø 6 1/8	50
2F02056	R2 F-NSF Ø 6 1/4	50
2F02057	R2 F-NSF Ø 8 1/8	50
2F02058	R2 F-NSF Ø 8 1/4	50
2F02061	R2 F-NSF Ø 10 1/4	50

STRAIGHT, INTERMEDIATE R3 F-NSF


		
2F03051	R3 F-NSF Ø 4	50
2F03053	R3 F-NSF Ø 6	50
2F03054	R3 F-NSF Ø 8	50
2F03055	R3 F-NSF Ø 10	50

ELBOW, INTERMEDIATE R4 F-NSF

		
2F04051	R4 F-NSF Ø 4	50
2F04053	R4 F-NSF Ø 6	50
2F04054	R4 F-NSF Ø 8	50
2F04055	R4 F-NSF Ø 10	50

Code	Description	Quantity
TEE, INTERMEDIATE R5 F-NSF		
		
2F05051	R5 F-NSF Ø 4	50
2F05053	R5 F-NSF Ø 6	50
2F05054	R5 F-NSF Ø 8	50
2F05055	R5 F-NSF Ø 10	20


THREADED ADAPTOR R6 F-NSF


		
2F06051	R6 F-NSF Ø 4 M5	50
2F06052	R6 F-NSF Ø 4 1/8	50
2F06053	R6 F-NSF Ø 4 1/4	50
2F06050	R6 F-NSF Ø 6 M5	50
2F06057	R6 F-NSF Ø 6 1/8	50
2F06058	R6 F-NSF Ø 6 1/4	50
2F06059	R6 F-NSF Ø 8 1/8	50
2F06060	R6 F-NSF Ø 8 1/4	50
2F06061	R6 F-NSF Ø 8 3/8	50
2F06062	R6 F-NSF Ø 10 1/4	50
2F06063	R6 F-NSF Ø 10 3/8	50

STRAIGHT, INTERMEDIATE, BULKHEAD UNIONS R10 F-NSF


		
2F11051	R10 F-NSF Ø 4	50
2F11053	R10 F-NSF Ø 6	50
2F11054	R10 F-NSF Ø 8	50
2F11055	R10 F-NSF Ø 10	25

ROTARY ELBOW, MALE, CYLINDRICAL R31 F-NSF

		
2F31051	R31 F-NSF Ø 4 M5	50
2F31052	R31 F-NSF Ø 4 1/8	50
2F31053	R31 F-NSF Ø 4 1/4	50
2F31057	R31 F-NSF Ø 6 M5	50
2F31058	R31 F-NSF Ø 6 1/8	50
2F31059	R31 F-NSF Ø 6 1/4	50
2F31060	R31 F-NSF Ø 8 1/8	50
2F31061	R31 F-NSF Ø 8 1/4	50
2F31062	R31 F-NSF Ø 8 3/8	50
2F31063	R31 F-NSF Ø 10 1/4	50
2F31064	R31 F-NSF Ø 10 3/8	25
2F31065	R31 F-NSF Ø 10 1/2	25

Code	Description	Quantity
ROTARY ELBOW, MALE, CONICAL R31C F-NSF		
		
2F31C52	R31C F-NSF Ø 4 1/8	50
2F31C53	R31C F-NSF Ø 4 1/4	50
2F31C58	R31C F-NSF Ø 6 1/8	50
2F31C59	R31C F-NSF Ø 6 1/4	50
2F31C60	R31C F-NSF Ø 8 1/8	50
2F31C61	R31C F-NSF Ø 8 1/4	50
2F31C62	R31C F-NSF Ø 8 3/8	50
2F31C63	R31C F-NSF Ø 10 1/4	25
2F31C64	R31C F-NSF Ø 10 3/8	25


CENTRAL TEE, MALE, CYLINDRICAL, ROTARY R32 F-NSF

		
2F32052	R32 F-NSF Ø 4 1/8	50
2F32058	R32 F-NSF Ø 6 1/8	50
2F32059	R32 F-NSF Ø 6 1/4	50
2F32060	R32 F-NSF Ø 8 1/8	50
2F32061	R32 F-NSF Ø 8 1/4	50
2F32062	R32 F-NSF Ø 8 3/8	50
2F32063	R32 F-NSF Ø 10 1/4	25
2F32064	R32 F-NSF Ø 10 3/8	25

LATERAL TEE, MALE, CYLINDRICAL, ROTARY R38 F-NSF


		
2F38052	R38 F-NSF Ø 4 1/8	50
2F38058	R38 F-NSF Ø 6 1/8	50
2F38059	R38 F-NSF Ø 6 1/4	50
2F38060	R38 F-NSF Ø 8 1/8	50
2F38061	R38 F-NSF Ø 8 1/4	50
2F38063	R38 F-NSF Ø 10 1/4	25
2F38064	R38 F-NSF Ø 10 3/8	25


ELBOW, MALE, CONICAL R39C F-NSF


		
2F39C52	R39C F-NSF Ø 4 1/8	50
2F39C58	R39C F-NSF Ø 6 1/8	50
2F39C59	R39C F-NSF Ø 6 1/4	50
2F39C60	R39C F-NSF Ø 8 1/8	50
2F39C61	R39C F-NSF Ø 8 1/4	50
2F39C62	R39C F-NSF Ø 8 3/8	50
2F39C63	R39C F-NSF Ø 10 1/4	25


FITTING A, B, C, and D SERIES


STANDARD FITTING SERIES A


Code	Description	Quantity
NIPPLE, PARALLEL (A1)		
		
2101A00	A1 M5-M5	100
2101000	A1 M5-1/8	100
2101001	A1 1/8-1/8	100
2101002	A1 1/8-1/4	100
2101003	A1 1/8-3/8	50
2101004	A1 1/4-1/4	100
2101005	A1 1/4-3/8	50
2101006	A1 1/4-1/2	50
2101007	A1 3/8-3/8	50
2101008	A1 3/8-1/2	50
2101009	A1 1/2-1/2	50
2101010	A1 1/2-3/4	20
2101011	A1 3/4-3/4	25


Code	Description	Quantity
NIPPLE, CONICAL (A2)		
		
2102001	A2 1/8-1/8	100
2102002	A2 1/8-1/4	100
2102003	A2 1/8-3/8	50
2102004	A2 1/4-1/4	100
2102005	A2 1/4-3/8	50
2102006	A2 1/4-1/2	25
2102007	A2 3/8-3/8	50
2102008	A2 3/8-1/2	50
2102009	A2 1/2-1/2	50
2102010	A2 1/2-3/4	25
2102011	A2 3/4-3/4	25

Code	Description	Quantity
SLEEVE (A3)		
		
2103000	A3 M5	100
2103001	A3 1/8	100
2103002	A3 1/4	50
2103003	A3 3/8	25
2103004	A3 1/2	20


Code	Description	Quantity
REDUCER, CONICAL (A4)		
		
2104001	A4 1/4-1/8	100
2104002	A4 3/8-1/8	100
2104003	A4 3/8-1/4	100
2104004	A4 1/2-1/4	50
2104005	A4 1/2-3/8	50
2104006	A4 3/4-1/2	50


Code	Description	Quantity
REDUCER, PARALLEL (A4/Z)		
		
2151000	A4/Z M5-1/8	100
2151001	A4/Z 1/4-1/8	100
2151002	A4/Z 3/8-1/8	100
2151003	A4/Z 3/8-1/4	100
2151004	A4/Z 1/2-1/4	50
2151005	A4/Z 1/2-3/8	50


Code	Description	Quantity
REDUCER, CONICAL (A5)		
		
2105001	A5 1/8-1/8	100
2105002	A5 1/8-1/4	100
2105003	A5 1/4-1/4	50
2105004	A5 1/4-3/8	25
2105005	A5 3/8-3/8	25
2105006	A5 3/8-1/2	50
2105007	A5 1/2-1/2	25


Code	Description	Quantity
REDUCER, PARALLEL (A5/Z)		
		
2152001	A5/Z M5-1/8	100
2152002	A5/Z 1/8-1/8	100
2152003	A5/Z 1/8-1/4	100
2152004	A5/Z 1/4-1/4	100
2152005	A5/Z 1/4-3/8	50
2152006	A5/Z 3/8-3/8	25
2152007	A5/Z 3/8-1/2	50
2152008	A5/Z 1/2-1/2	50


Code	Description	Quantity
REDUCER (A6)		
		
2106001	A6 1/8-1/4	50
2106002	A6 1/8-3/8	50
2106003	A6 1/4-3/8	25
2106004	A6 1/4-1/2	50
2106005	A6 3/8-1/2	50


Code	Description	Quantity
PLUG WITH EXAGON EMBEDDED (A7)		
		
2107000	A7 M5	100
2107005	A7 M7	100
2107M01	A7 1/8 miniaturized	100
2107001	A7 1/8	100
2107002	A7 1/4	100
2107003	A7 3/8	50
2107004	A7 1/2	50

Code	Description	Quantity
NUT (A8)		
		
2108001	A8 1/8	100
2108002	A8 1/4	100
2108003	A8 3/8	50
2108004	A8 1/2	50

Code	Description	Quantity
ELBOW, FEMALE (A9)		
		
2109001	A9 1/8-1/8	50
2109002	A9 1/4-1/4	50
2109003	A9 3/8-3/8	20
2109004	A9 1/2-1/2	20

Code	Description	Quantity
ELBOW, MALE-FEMALE (A10)		
		
2110001	A10 1/8-1/8	100
2110002	A10 1/4-1/4	50
2110003	A10 3/8-3/8	25
2110004	A10 1/2-1/2	25

Code	Description	Quantity
TEE, FEMALE (A11)		
		
2111001	A11 1/8	50
2111002	A11 1/4	20
2111003	A11 3/8	20
2111004	A11 1/2	10

Code	Description	Quantity
TEE, CENTRAL MALE (A12)		
		
2112001	A12 1/8-1/8	100
2112002	A12 1/4-1/4	20
2112003	A12 3/8-3/8	25
2112004	A12 1/2-1/2	10

Code Description Quantity
TEE, LATERAL MALE (A13)



2113001	A13 1/8-1/8	100
2113002	A13 1/4-1/4	20
2113003	A13 3/8-3/8	25
2113004	A13 1/2-1/2	10

Code Description Quantity
TEE, LATERAL FEMALE (A18)



2118000	A18 1/8	100
2118001	A18 1/4	50
2118002	A18 3/8	25
2118003	A18 1/2	10

Code Description Quantity
Y, FEMALE 90° (A23)



2123001	A23 1/8	50
2123002	A23 1/4	50
2123003	A23 3/8	25
2123004	A23 1/2	20

EQUAL FEMALE CROSS (A14)



2114001	A14 1/8	50
2114002	A14 1/4	25
2114003	A14 3/8	10

EXTENSION (A19)



2119001	A19 Ø7 1/8	100
2119002	A19 Ø7 1/4	100
2119003	A19 Ø8 1/8	100
2119004	A19 Ø9 1/8	50
2119005	A19 Ø9 1/4	50
2119006	A19 Ø9 3/8	100
2119007	A19 Ø12 1/4	50
2119008	A19 Ø12 3/8	50
2119009	A19 Ø12 1/2	50
2119010	A19 Ø17 3/8	25
2119011	A19 Ø17 1/2	50

Y, MALE 90° (A24)



2124001	A24 1/8	50
2124002	A24 1/4	50
2124003	A24 3/8	25
2124004	A24 1/2	10

ELBOW, MALE (A15)



2115001	A15 1/8	100
2115002	A15 1/4	100
2115003	A15 3/8	25
2115004	A15 1/2	25

MALE-FEMALE EQUAL CROSS (A20)



2120001	A20 1/8-1/8	50
2120002	A20 1/4-1/4	25

EXTENSION (A25)



2150003	A25 1/8 L=22	50
2150004	A25 1/8 L=42	50
2150005	A25 1/8 L=51	50
2150006	A25 1/4 L=35	50
2150007	A25 1/4 L=51	50

TEE, MALE (A16)



2116001	A16 1/8	100
2116002	A16 1/4	50
2116003	A16 3/8	20
2116004	A16 1/2	10

TEE CROSS (A21)




2121001	A21 1/8	25
2121002	A21 1/4	25
2121003	A21 3/8	10
2121004	A21 1/2	10

TEE, CENTRAL FEMALE (A17)




2117001	A17 1/4	50
2117002	A17 1/8	50
2117003	A17 3/8	20
2117004	A17 1/2	10


COMPRESSION FITTINGS SERIES B


Code	Description	Quantity
STRAIGHT, MALE CONICAL (B1)		
		
2201001	B1 4/2-1/8	100
2201002	B1 6/4-1/8	100
2201003	B1 6/4-1/4	100
2201004	B1 8/6-1/8	100
2201005	B1 8/6-1/4	50
2201006	B1 8/6-3/8	100
2201007	B1 10/8-1/4	50
2201008	B1 10/8-3/8	50
2201009	B1 10/8-1/2	25
2201010	B1 12/10-3/8	50
2201011	B1 12/10-1/2	20
2201012	B1 15/12-1/2	25


Code	Description	Quantity
ELBOW, MALE (B5)		
		
2205001	B5 4/2-1/8	100
2205002	B5 6/4-1/8	100
2205003	B5 6/4-1/4	50
2205004	B5 8/6-1/8	50
2205005	B5 8/6-1/4	100
2205006	B5 8/6-3/8	50
2205007	B5 10/8-1/4	50
2205008	B5 10/8-3/8	50
2205009	B5 10/8-1/2	25
2205010	B5 12/10-3/8	25
2205011	B5 12/10-1/2	25
2205012	B5 15/12-1/2	10


Code	Description	Quantity
TEE, MALE (B9)		
		
2209001	B9 4/2	100
2209002	B9 6/4	50
2209003	B9 8/6	50
2209004	B9 10/8	20
2209005	B9 12/10	10
2209006	B9 15/12	10


Code	Description	Quantity
STRAIGHT, FEMALE (B2)		
		
2202001	B2 6/4-1/8	100
2202002	B2 6/4-1/4	100
2202003	B2 8/6-1/8	50
2202004	B2 8/6-1/4	100
2202005	B2 8/6-3/8	50
2202006	B2 10/8-1/4	25
2202007	B2 10/8-3/8	25


Code	Description	Quantity
ELBOW, FEMALE (B6)		
		
2206001	B6 4/2	100
2206002	B6 6/4	50
2206003	B6 8/6	50
2206004	B6 10/8	25
2206005	B6 12/10	25
2206006	B6 15/12	10


Code	Description	Quantity
NUT (B10)		
		
2210001	B10 4/2 M8X1	100
2210002	B10 6/4 M10X1	100
2210003	B10 8/6 M12X1	100
2210004	B10 10/8 M16X1.5	50
2210005	B10 12/10 M18X1.5	50
2210006	B10 15/12 M22X1.5	25


Code	Description	Quantity
STRAIGHT, CONNECTOR (B3)		
		
2203001	B3 4/2	50
2203002	B3 6/4	50
2203003	B3 8/6	50
2203004	B3 10/8	50
2203005	B3 12/10	25
2203006	B3 15/12	20

Code	Description	Quantity
TEE, CENTRAL MALE (B7)		
		
2207001	B7 4/2-1/8	100
2207002	B7 6/4-1/8	100
2207003	B7 6/4-1/4	50
2207004	B7 8/6-1/8	50
2207005	B7 8/6-1/4	50
2207006	B7 8/6-3/8	20
2207007	B7 10/8-1/4	25
2207008	B7 10/8-3/8	25
2207010	B7 12/10-3/8	10
2207011	B7 12/10-1/2	10
2207012	B7 15/12-1/2	10

Code	Description	Quantity
OLIVE (B11)		
		
2211001	B11 4/2	100
2211002	B11 6/4	100
2211003	B11 8/6	100
2211004	B11 10/8	100
2211005	B11 12/10	100
2211006	B11 15/12	100

Code	Description	Quantity
BULKHEAD CONNECTOR (B4)		
		
2204001	B4 6/4	50
2204002	B4 8/6	50
2204003	B4 10/8	25
2204004	B4 12/10	25
2204005	B4 15/12	10

Code	Description	Quantity
TEE, LATERAL MALE (B8)		
		
2208000	B8 4/2-1/8	100
2208001	B8 6/4-1/8	100
2208002	B8 6/4-1/4	50
2208003	B8 8/6-1/8	50
2208004	B8 8/6-1/4	50
2208005	B8 8/6-3/8	25
2208006	B8 10/8-1/4	25
2208007	B8 10/8-3/8	25
2208009	B8 12/10-3/8	10
2208010	B8 12/10-1/2	10
2208011	B8 15/12-1/2	10

Code	Description	Quantity
INTERNAL BUSH (B12)		
		
2212001	B12 6/4	100
2212002	B12 8/6	100
2212003	B12 10/8	100
2212004	B12 12/10	100
2212005	B12 15/12	100

QUICK FITTINGS SERIES C

Code Description Quantity

STRAIGHT, MALE CONICAL (C1)



2301017	C1 5/3-1/8	50
2301001	C1 6/4-1/8	100
2301002	C1 6/4-1/4	100
2301003	C1 8/6-1/8	50
2301004	C1 8/6-1/4	100
2301005	C1 8/6-3/8	100
2301020	C1 10/8-1/8	50
2301006	C1 10/8-1/4	50
2301007	C1 10/8-3/8	50
2301008	C1 10/8-1/2	50
2301009	C1 12/10-3/8	25
2301010	C1 12/10-1/2	50
2301015	C1 15/12.5-1/2	25

STRAIGHT, MALE PARALLEL WITH O-RING (C1/Z)



2351001	C1/Z 4/2-M5	100
2351002	C1/Z 6/4-M5	100
2351003	C1/Z 6/4-1/8	50
2351004	C1/Z 6/4-1/4	50
2351005	C1/Z 8/6-1/8	100
2351006	C1/Z 8/6-1/4	50
2351007	C1/Z 8/6-3/8	100
2351008	C1/Z 10/8-1/4	100
2351009	C1/Z 10/8-3/8	50
2351010	C1/Z 10/8-1/2	50
2351011	C1/Z 12/10-3/8	25
2351012	C1/Z 12/10-1/2	50

STRAIGHT, MALE METRIC THREAD (C1/C)



2356001	C1/C 5/3-M5	50
2356002	C1/C 6/4-M6	50
2356003	C1/C 6/4-M12X1.5	50
2356004	C1/C 6/4-3/8	50
2356005	C1/C 8/6-M12X1.5	50

STRAIGHT, FEMALE (C2)



2302001	C2 6/4-1/8	100
2302002	C2 6/4-1/4	50
2302012	C2 6/4-3/8	50
2302003	C2 8/6-1/8	100
2302004	C2 8/6-1/4	50
2302005	C2 8/6-3/8	50
2302006	C2 10/8-1/4	100
2302007	C2 10/8-3/8	50
2302008	C2 10/8-1/2	25

Code Description Quantity

STRAIGHT, CONNECTOR (C3)



2303001	C3 6/4	100
2303002	C3 8/6	50
2303003	C3 10/8	100
2303004	C3 12/10	50

BULKHEAD CONNECTOR (C4)



2304001	C4 6/4	100
2304002	C4 8/6	50
2304003	C4 10/8	50
2304004	C4 12/10	50

ELBOW, MALE CONICAL (C5)



2305016	C5 5/3-1/8	100
2305001	C5 6/4-1/8	100
2305002	C5 6/4-1/4	50
2305003	C5 8/6-1/8	50
2305004	C5 8/6-1/4	50
2305005	C5 8/6-3/8	100
2305006	C5 10/8-1/4	100
2305007	C5 10/8-3/8	25
2305008	C5 10/8-1/2	50
2305009	C5 12/10-3/8	50
2305010	C5 12/10-1/2	25
2305017	C5 15/12.5-1/2	25

ELBOW FEMALE (C5/F)



2352001	C5/F 6/4-1/8	50
2352002	C5/F 8/6-1/4	50

ELBOW, MALE METRIC THREAD (C5/C)



2357001	C5/C 6/4-M12X1.5	50
2357002	C5/C 8/6-M12X1.5	50

ELBOW CONNECTOR (C6)



2306001	C6 6/4	50
2306002	C6 8/6	100
2306003	C6 10/8	50
2306004	C6 12/10	25
2306006	C6 15/12.5	25

Code Description Quantity

TEE, CENTRAL MALE (C7)



2307001	C7 6/4-1/8	100
2307002	C7 6/4-1/4	100
2307003	C7 8/6-1/8	50
2307004	C7 8/6-1/4	50
2307005	C7 8/6-3/8	50
2307006	C7 10/8-1/4	50
2307007	C7 10/8-3/8	50
2307008	C7 10/8-1/2	25
2307009	C7 12/10-3/8	25
2307010	C7 12/10-1/2	25
2307015	C7 5/3-1/8	50
2307016	C7 15/12.5-1/2	10

TEE, LATERAL MALE (C8)



2308012	C8 5/3-1/8	50
2308001	C8 6/4-1/8	100
2308002	C8 6/4-1/4	100
2308003	C8 8/6-1/8	50
2308004	C8 8/6-1/4	50
2308005	C8 8/6-3/8	50
2308006	C8 10/8-1/4	50
2308007	C8 10/8-3/8	50
2308008	C8 10/8-1/2	25
2308009	C8 12/10-3/8	25
2308010	C8 12/10-1/2	25

TEE CONNECTOR (C9)



2309001	C9 6/4	100
2309002	C9 8/6	50
2309003	C9 10/8	50
2309004	C9 12/10	25
2309007	C9 15/12.5	10

NUT (C10)



2310001	C10 4/2 M7X0.5	100
2310009	C10 6/4-M8X0.75	100
2310002	C10 6/4 M8X0.5	100
2310003	C10 6/4 M10X1	100
2310004	C10 8/6 M12X1	100
2310005	C10 10/8 M14X1	100
2310006	C10 12/10 M16X1	100
2310011	C10 15/12.5-M20X1	100

EQUAL CROSS CONNECTOR (C11)



2311001	C11 6/4	50
2311002	C11 8/6	50
2311003	C11 10/8	25

BANJO FITTINGS SERIES D

Code Description Quantity

SINGLE BANJO BODY (D5)



2405000	D5 4/2-M5	100
2405018	D5 5/3 M5	100
2405013	D5 5/3 1/8	100
2405001	D5 6/4-M5	100
2405002	D5 6/4-1/8	100
2405003	D5 6/4-1/4	100
2405005	D5 8/6-1/8	100
2405006	D5 8/6-1/4	100
2405007	D5 8/6-3/8	25
2405009	D5 10/8-1/4	50
2405010	D5 10/8-3/8	50
2405011	D5 10/8-1/2	20
2405012	D5 12/10-1/2	20
2405017	D5 12/10-3/8	50

Code Description Quantity

BANJO STEM DOUBLE (D8)



Version with washer D11 for models R13-R14-D5-D6-D12-D17		
2408001	D8 1/8	100
2408002	D8 1/4	50
2408003	D8 3/8	20
2408004	D8 1/2	25
Version with O-ring for models R28-R29		
2408102	D8 1/8 with OR	100
2408103	D8 1/4 with OR	50
2408104	D8 3/8 with OR	20

Code Description Quantity

WASHER (D11)



2411001	D11 M5	100
2411002	D11 1/8	200
2411003	D11 1/4	100
2411004	D11 3/8	100
2411005	D11 1/2	100

Code Description Quantity

DOUBLE BANJO BODY (D6)



2406001	D6 6/4-1/8	100
2406002	D6 6/4-1/4	50
2406004	D6 8/6-1/8	50
2406005	D6 8/6-1/4	50
2406006	D6 8/6-3/8	50
2406008	D6 10/8-1/4	50
2406009	D6 10/8-3/8	25
2406010	D6 10/8-1/2	25
2406011	D6 12/10-1/2	25

Code Description Quantity

BANJO PASSING TROUGHT SINGLE (D9)



Version with washer D11 for models R13-R14-D5-D6-D12-D17		
2409001	D9 1/8	100
2409002	D9 1/4	50
2409003	D9 3/8	20
2409004	D9 1/2	25
Version with O-ring for models R28-R29		
2409102	D9 1/8 with OR	100
2409103	D9 1/4 with OR	50
2409104	D9 3/8 with OR	20

Code Description Quantity

SINGLE BANJO PASSING TROUGHT BODY (D12)



2412001	D12 1/8-1/8 M	50
2412002	D12 1/4-1/4 M	50
2412003	D12 3/8-3/8 M	50

Code Description Quantity

BANJO STEM SINGLE (D7)



Version with washer D11 for models R13-R14-D12-D17-D5-D6		
2407001	D7 M5	100
2407002	D7 1/8	100
2407003	D7 1/4	50
2407004	D7 3/8	50
2407005	D7 1/2	25
2407006	D7 M12X1.5	50
Version with O-ring for models R28-R29		
2407102	D7 1/8 with OR	100
2407103	D7 1/4 with OR	50
2407104	D7 3/8 with OR	50

Code Description Quantity

BANJO PASSING TROUGHT STEM DOUBLE (D10)



Version with washer D11 for models R13-R14-D5-D6-D12-D17		
2410001	D10 1/8	100
2410002	D10 1/4	50
2410003	D10 3/8	25
2410004	D10 1/2	10
Version with O-ring for models R28-R29		
2410102	D10 1/8 with OR	100
2410103	D10 1/4 with OR	50
2410104	D10 3/8 with OR	20

Code Description Quantity

SINGLE BANJO WITH "B" INTERFACE (D17)



2417006	D17 4/2-1/8	50
2417003	D17 6/4-1/4	50
2417002	D17 6/4-1/8	50
2417005	D17 8/6-1/4	50
2417004	D17 8/6-1/8	50

TAPERED THREAD FITTINGS WITH PTFE

Fittings with a PTFE thread have the same code as the standard fitting, with the addition of the suffix T.

Example: The 1/8" 1/8" A2 fitting has code 2102001, so the PTFE version has code 2102001T.

STAINLESS STEEL FITTINGS

PUSH-IN FITTINGS, STAINLESS STEEL

Code Description Quantity
STRAIGHT, CYLINDRICAL, MALE (XR1)



2L01001X	XR1 Ø4 - M5 - AISI 316L	10
2L01002X	XR1 Ø4 - 1/8" - AISI 316L	10
2L01000X	XR1 Ø6 - M5 - AISI 316L	10
2L01007X	XR1 Ø6 - 1/8" - AISI 316L	10
2L01008X	XR1 Ø6 - 1/4" - AISI 316L	10
2L01009X	XR1 Ø8 - 1/8" - AISI 316L	10
2L01010X	XR1 Ø8 - 1/4" - AISI 316L	10
2L01012X	XR1 Ø10 - 1/4" - AISI 316L	10
2L01013X	XR1 Ø10 - 3/8" - AISI 316L	10
2001014X	XR1 Ø12 - 3/8" - AISI 316L	5
2001015X	XR1 Ø12 - 1/2" - AISI 316L	5

STRAIGHT, CONICAL, MALE (XR1C)



2L01C02X	XR1/C Ø4 - 1/8 - AISI 316L	10
2L01C03X	XR1/C Ø4 - 1/4 - AISI 316L	10
2L01C07X	XR1/C Ø6 - 1/8 - AISI 316L	10
2L01C08X	XR1/C Ø6 - 1/4 - AISI 316L	10
2L01C09X	XR1/C Ø8 - 1/8 - AISI 316L	10
2L01C10X	XR1/C Ø8 - 1/4 - AISI 316L	10
2L01C13X	XR1/C Ø10 - 1/4 - AISI 316L	10
2L01C14X	XR1/C Ø10 - 3/8 - AISI 316L	10
2001C15X	XR1/C Ø12 - 3/8 - AISI 316L	5
2001C16X	XR1/C Ø12 - 1/2 - AISI 316L	5

STRAIGHT, INTERMEDIATE (XR3)



2L03001X	XR3 Ø4 - Ø4 - AISI 316L	10
2L03010X	XR3 Ø6 - Ø4 - AISI 316L	10
2L03003X	XR3 Ø6 - Ø6 - AISI 316L	10
2L03030X	XR3 Ø8 - Ø6 - AISI 316L	10
2L03004X	XR3 Ø8 - Ø8 - AISI 316L	10
2L03005X	XR3 Ø10 - Ø10 - AISI 316L	10
2003006X	XR3 Ø12 - Ø12 - AISI 316L	5

ELBOW, INTERMEDIATE (XR4)



2L04001X	XR4 Ø4 - Ø4 - AISI 316L	10
2L04003X	XR4 Ø6 - Ø6 - AISI 316L	10
2L04004X	XR4 Ø8 - Ø8 - AISI 316L	10
2L04005X	XR4 Ø10 - Ø10 - AISI 316L	10
2L04006X	XR4 Ø12 - Ø12 - AISI 316L	5

Code Description Quantity
TEE, INTERMEDIATE (XR5)



2L05001X	XR5 Ø4 - Ø4 - AISI 316L	10
2L05003X	XR5 Ø6 - Ø6 - AISI 316L	10
2L05004X	XR5 Ø8 - Ø8 - AISI 316L	10
2L05005X	XR5 Ø10 - Ø10 - AISI 316L	10
2L05006X	XR5 Ø12 - Ø12 - AISI 316L	5

REDUCER (XR8)



2L08002X	XR8 Ø4 - Ø6 - AISI 316L	10
2L08006X	XR8 Ø6 - Ø8 - AISI 316L	10
2L08008X	XR8 Ø8 - Ø10 - AISI 316L	10

STRAIGHT, INTERMEDIATE, BULKMTAD (XR10)



2L11001X	XR10 Ø4 - Ø4 - AISI 316L	10
2L11003X	XR10 Ø6 - Ø6 - AISI 316L	10
2L11004X	XR10 Ø8 - Ø8 - AISI 316L	10
2L11005X	XR10 Ø10 - Ø10 - AISI 316L	10
2L11006X	XR10 Ø12 - Ø12 - AISI 316L	5

SINGLE RING (XR13)



2012002X	XR13 Ø4 - 1/8" - AISI 316L	10
2012005X	XR13 Ø6 - 1/8" - AISI 316L	10
2012006X	XR13 Ø6 - 1/4" - AISI 316L	10
2012007X	XR13 Ø8 - 1/8" - AISI 316L	10
2012008X	XR13 Ø8 - 1/4" - AISI 316L	10
2012010X	XR13 Ø10 - 1/4" - AISI 316L	10
2012011X	XR13 Ø10 - 3/8" - AISI 316L	10
2012012X	XR13 Ø12 - 3/8" - AISI 316L	10
2012014X	XR13 Ø12 - 1/2" - AISI 316L	10

BANJO STEM SINGLE (XD7)



2407002X	XD7 1/8" - AISI 316L	10
2407003X	XD7 1/4" - AISI 316L	10
2407004X	XD7 3/8" - AISI 316L	10
2407005X	XD7 1/2" - AISI 316L	10

Code Description Quantity
ROTARY ELBOW, MALE, CYLINDRICAL (XR31)



2L31001X	XR31 Ø4 - M5 - AISI 316L	10
2L31002X	XR31 Ø4 - 1/8" - AISI 316L	10
2L31007X	XR31 Ø6 - M5 - AISI 316L	10
2L31008X	XR31 Ø6 - 1/8" - AISI 316L	10
2L31009X	XR31 Ø6 - 1/4" - AISI 316L	10
2L31010X	XR31 Ø8 - 1/8" - AISI 316L	10
2L31011X	XR31 Ø8 - 1/4" - AISI 316L	10
2L31013X	XR31 Ø10 - 1/4" - AISI 316L	10
2L31014X	XR31 Ø10 - 3/8" - AISI 316L	10
2031017X	XR31 Ø12 - 3/8" - AISI 316L	5
2031018X	XR31 Ø12 - 1/2" - AISI 316L	5

ROTARY ELBOW, MALE, CONICAL (XR31C)



2L31C02X	XR31/C Ø4 - 1/8 - AISI 316L	10
2L31C08X	XR31/C Ø6 - 1/8 - AISI 316L	10
2L31C09X	XR31/C Ø6 - 1/4 - AISI 316L	10
2L31C10X	XR31/C Ø8 - 1/8 - AISI 316L	10
2L31C11X	XR31/C Ø8 - 1/4 - AISI 316L	10
2L31C13X	XR31/C Ø10 - 1/4 - AISI 316L	10
2L31C14X	XR31/C Ø10 - 3/8 - AISI 316L	10
2031C15X	XR31/C Ø12 - 3/8 - AISI 316L	5
2031C16X	XR31/C Ø12 - 1/2 - AISI 316L	5

CENTRAL TEE, MALE, CYLINDRICAL, ROTARY (XR32)



2L32001X	XR32 Ø4 - M5 - AISI 316L	10
2L32002X	XR32 Ø4 - 1/8 - AISI 316L	10
2L32008X	XR32 Ø6 - 1/8 - AISI 316L	10
2L32009X	XR32 Ø6 - 1/4 - AISI 316L	10
2L32010X	XR32 Ø8 - 1/8 - AISI 316L	10
2L32011X	XR32 Ø8 - 1/4 - AISI 316L	10
2L32013X	XR32 Ø10 - 1/4 - AISI 316L	10
2L32014X	XR32 Ø10 - 3/8 - AISI 316L	10

CENTRAL TEE, MALE, CONICAL, ROTARY (XR32C)






2L32C02X	XR32/C Ø4 - 1/8 - AISI 316L	10
2L32C08X	XR32/C Ø6 - 1/8 - AISI 316L	10
2L32C09X	XR32/C Ø6 - 1/4 - AISI 316L	10
2L32C10X	XR32/C Ø8 - 1/8 - AISI 316L	10
2L32C11X	XR32/C Ø8 - 1/4 - AISI 316L	10
2L32C13X	XR32/C Ø10 - 1/4 - AISI 316L	10
2L32C14X	XR32/C Ø10 - 3/8 - AISI 316L	10




ELBOW, MALE, CONICAL (XR39C)









2L39C02X	XR39/C Ø4 - 1/8 - AISI 316L	10
2L39C08X	XR39/C Ø6 - 1/8 - AISI 316L	10
2L39C09X	XR39/C Ø6 - 1/4 - AISI 316L	10
2L39C10X	XR39/C Ø8 - 1/8 - AISI 316L	10
2L39C11X	XR39/C Ø8 - 1/4 - AISI 316L	10
2L39C13X	XR39/C Ø10 - 1/4 - AISI 316L	10

STANDARD FITTINGS SERIES XA

Code	Description	Quantity	Code	Description	Quantity	Code	Description	Quantity
NIPPLE, CONICAL (XA2)			PLUG WITH EXAGON EMBEDDED (XA7)			TEE, FEMALE (XA11)		
								
2102001X	XA2 1/8" - 1/8" - AISI 316L	10	2107001X	XA7 1/8" - AISI 316L	10	2111001X	XA11 1/8" - 1/8" - AISI 316L	10
2102002X	XA2 1/8" - 1/4" - AISI 316L	10	2107002X	XA7 1/4" - AISI 316L	10	2111002X	XA11 1/4" - 1/4" - AISI 316L	10
2102004X	XA2 1/4" - 1/4" - AISI 316L	10	2107003X	XA7 3/8" - AISI 316L	10	2111003X	XA11 3/8" - 3/8" - AISI 316L	10
2102005X	XA2 1/4" - 3/8" - AISI 316L	10	2107004X	XA7 1/2" - AISI 316L	10	2111004X	XA11 1/2" - 1/2" - AISI 316L	10
2102007X	XA2 3/8" - 3/8" - AISI 316L	10						
2102008X	XA2 3/8" - 1/2" - AISI 316L	10						
2102009X	XA2 1/2" - 1/2" - AISI 316L	10						

Code	Description	Quantity	Code	Description	Quantity	Code	Description	Quantity
SLEEVE (XA3)			TAPER MALE PLUG (XA7C)			TEE, CENTRAL MALE (XA12)		
								
2103001X	XA3 1/8" - AISI 316L	10	2107C01X	XA7/C 1/8" - AISI 316L	10	2112001X	XA12 1/8" - 1/8" - AISI 316L	10
2103002X	XA3 1/4" - AISI 316L	10	2107C02X	XA7/C 1/4" - AISI 316L	10	2112002X	XA12 1/4" - 1/4" - AISI 316L	10
2103003X	XA3 3/8" - AISI 316L	10	2107C03X	XA7/C 3/8" - AISI 316L	10	2112003X	XA12 3/8" - 3/8" - AISI 316L	10
2103004X	XA3 1/2" - AISI 316L	10	2107C04X	XA7/C 1/2" - AISI 316L	10	2112004X	XA12 1/2" - 1/2" - AISI 316L	10

Code	Description	Quantity	Code	Description	Quantity	Code	Description	Quantity
REDUCER, CONICAL (XA4)			ELBOW, FEMALE (XA9)			ELBOW, MALE (XA15)		
								
2104001X	XA4 1/8" - 1/4" - AISI 316L	10	2109001X	XA9 1/8" - 1/8" - AISI 316L	10	2115001X	XA15 1/8" - 1/8" - AISI 316L	10
2104002X	XA4 1/8" - 3/8" - AISI 316L	10	2109002X	XA9 1/4" - 1/4" - AISI 316L	10	2115002X	XA15 1/4" - 1/4" - AISI 316L	10
2104009X	XA4 1/8" - 1/2" - AISI 316L	10	2109003X	XA9 3/8" - 3/8" - AISI 316L	10	2115003X	XA15 3/8" - 3/8" - AISI 316L	10
2104003X	XA4 1/4" - 3/8" - AISI 316L	10	2109004X	XA9 1/2" - 1/2" - AISI 316L	10	2115004X	XA15 1/2" - 1/2" - AISI 316L	10
2104004X	XA4 1/4" - 1/2" - AISI 316L	10						
2104005X	XA4 3/8" - 1/2" - AISI 316L	10						

Code	Description	Quantity	Code	Description	Quantity	Code	Description	Quantity
REDUCER, PARALLEL (XA4Z)			ELBOW, MALE-FEMALE (XA10)			SINGLE BANJO PASSING TROUGH BODY (XD12)		
								
2151000X	XA4/Z M5 - 1/8" - AISI 316L	10	2110001X	XA10 1/8" - 1/8" - AISI 316L	10	2412001X	XD12 1/8" - AISI 316L	10
2151001X	XA4/Z 1/8" - 1/4" - AISI 316L	10	2110002X	XA10 1/4" - 1/4" - AISI 316L	10	2412002X	XD12 1/4" - AISI 316L	10
2151003X	XA4/Z 1/4" - 3/8" - AISI 316L	10	2110003X	XA10 3/8" - 3/8" - AISI 316L	10	2412003X	XD12 3/8" - AISI 316L	10
			2110004X	XA10 1/2" - 1/2" - AISI 316L	10	2412004X	XD12 1/2" - AISI 316L	10

QUICK FITTINGS SERIES XC

Code **Description** **Quantity**
STRAIGHT, MALE CONICAL (XC1)



Code	Description	Quantity
2301001X	XC1 Ø6 - 1/8" - AISI 316L	10
2301002X	XC1 Ø6 - 1/4" - AISI 316L	10
2301003X	XC1 Ø8 - 1/8" - AISI 316L	10
2301004X	XC1 Ø8 - 1/4" - AISI 316L	10
2301006X	XC1 Ø10 - 1/4" - AISI 316L	10
2301007X	XC1 Ø10 - 3/8" - AISI 316L	10

Code **Description** **Quantity**
TEE, CENTRAL MALE (XC7)



Code	Description	Quantity
2307001X	XC7 Ø6 - 1/8" - AISI 316L	10
2307002X	XC7 Ø6 - 1/4" - AISI 316L	10
2307003X	XC7 Ø8 - 1/8" - AISI 316L	10
2307004X	XC7 Ø8 - 1/4" - AISI 316L	10
2307006X	XC7 Ø10 - 1/4" - AISI 316L	10


Code **Description** **Quantity**

STRAIGHT, CONNECTOR (XC3)



Code	Description	Quantity
2303001X	XC3 Ø6 - AISI 316L	10
2303002X	XC3 Ø8 - AISI 316L	10
2303003X	XC3 Ø10 - AISI 316L	10

TEE, LATERAL MALE (XC8)



Code	Description	Quantity
2308001X	XC8 Ø6 - 1/8" - AISI 316L	10
2308002X	XC8 Ø6 - 1/4" - AISI 316L	10
2308003X	XC8 Ø8 - 1/8" - AISI 316L	10
2308004X	XC8 Ø8 - 1/4" - AISI 316L	10
2308006X	XC8 Ø10 - 1/4" - AISI 316L	10

ELBOW, MALE CONICAL (XC5)



Code	Description	Quantity
2305001X	XC5 Ø6 - 1/8" - AISI 316L	10
2305002X	XC5 Ø6 - 1/4" - AISI 316L	10
2305003X	XC5 Ø8 - 1/8" - AISI 316L	10
2305004X	XC5 Ø8 - 1/4" - AISI 316L	10
2305006X	XC5 Ø10 - 1/4" - AISI 316L	10

TEE CONNECTOR (XC9)



Code	Description	Quantity
2309001X	XC9 Ø6 - AISI 316L	10
2309002X	XC9 Ø8 - AISI 316L	10
2309003X	XC9 Ø10 - AISI 316L	10

ELBOW CONNECTOR (XC6)



Code	Description	Quantity
2306001X	XC6 Ø6 - AISI 316L	10
2306002X	XC6 Ø8 - AISI 316L	10
2306003X	XC6 Ø10 - AISI 316L	10

NUT (XC10)



Code	Description	Quantity
2310002X	XC10 Ø6 - AISI 316L	10
2310004X	XC10 Ø8 - AISI 316L	10
2310005X	XC10 Ø10 - AISI 316L	10

IN-LINE PNEUMATIC VALVE SERIES PNV L

Code Description
PNV L 3/2 NC PIPE - PIPE



9067616 PNV L 3/2 NC Ø 6-Ø 6
9067624 PNV L 3/2 NC Ø 8-Ø 8

Code Description
PNV L 3/2 NC PIPE - THREAD



9067808 PNV L 3/2 NC Ø 6-1/8
9067809 PNV L 3/2 NC Ø 6-1/4
9067810 PNV L 3/2 NC Ø 8-1/8
9067811 PNV L 3/2 NC Ø 8-1/4
9067812 PNV L 3/2 NC Ø 8-3/8

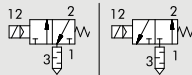
Code Description
PNV L 3/2 NC THREAD - PIPE



9067708 PNV L 3/2 NC 1/8-Ø 6
9067709 PNV L 3/2 NC 1/4-Ø 6
9067710 PNV L 3/2 NC 1/8-Ø 8
9067711 PNV L 3/2 NC 1/4-Ø 8
9067712 PNV L 3/2 NC 3/8-Ø 8

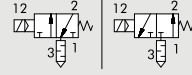
IN-LINE SOLENOID VALVE SERIES SOV L

SOV L 3/2 NC-NO PIPE-PIPE SILENCED EXHAUST



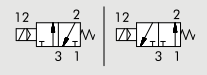

9069016 SOV L 3/2 NC Ø 6-Ø 6
9069116 SOV L 3/2 NO Ø 6-Ø 6
9069024 SOV L 3/2 NC Ø 8-Ø 8
9069124 SOV L 3/2 NO Ø 8-Ø 8

SOV L 3/2 NC-NO PIPE-THREAD SILENCED EXHAUST



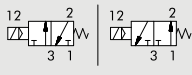

9069408 SOV L 3/2 NC Ø 6-1/8
9069508 SOV L 3/2 NO Ø 6-1/8
9069409 SOV L 3/2 NC Ø 6-1/4
9069509 SOV L 3/2 NO Ø 6-1/4
9069410 SOV L 3/2 NC Ø 8-1/8
9069510 SOV L 3/2 NO Ø 8-1/8
9069411 SOV L 3/2 NC Ø 8-1/4
9069511 SOV L 3/2 NO Ø 8-1/4
9069412 SOV L 3/2 NC Ø 8-3/8
9069512 SOV L 3/2 NO Ø 8-3/8

SOV L 3/2 NC-NO PIPE-THREAD CONVEYED EXHAUST



9069608 SOV L 3/2 NC Ø 6-1/8-Ø 6
9069708 SOV L 3/2 NO Ø 6-1/8-Ø 6
9069609 SOV L 3/2 NC Ø 6-1/4-Ø 6
9069709 SOV L 3/2 NO Ø 6-1/4-Ø 6
9069610 SOV L 3/2 NC Ø 8-1/8-Ø 8
9069710 SOV L 3/2 NO Ø 8-1/8-Ø 8
9069611 SOV L 3/2 NC Ø 8-1/4-Ø 8
9069711 SOV L 3/2 NO Ø 8-1/4-Ø 8
9069612 SOV L 3/2 NC Ø 8-3/8-Ø 8
9069712 SOV L 3/2 NO Ø 8-3/8-Ø 8

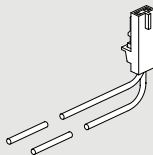
SOV L 3/2 NC-NO PIPE-PIPE CONVEYED EXHAUST



9069216 SOV L 3/2 NC Ø 6-Ø 6-Ø 6
9069224 SOV L 3/2 NC Ø 8-Ø 8-Ø 8
9069316 SOV L 3/2 NO Ø 6-Ø 6-Ø 6
9069324 SOV L 3/2 NO Ø 8-Ø 8-Ø 8

ACCESSORIES IN-LINE SOLENOID VALVE SERIES SOV L

PLUG-IN CONNECTOR



W0970512000 Plug-in connector for MACH 11 L = 300


SPARE PARTS IN-LINE SOLENOID VALVE SERIES SOV L


PLUG-IN PILOT





722213541100 PLT 10 24 VDC 0.9W with LED man


MINIATURE REDUCER/ECONOMIZER, SERIES RML, RMC AND RMS


Code	Description
LINE-MOUNTED MINIATURE REDUCER, SERIES RML	
	
9061316	RML Ø 6-Ø 6
9061324	RML Ø 8-Ø 8

Code	Description
LINE-MOUNTED F/R MINIATURE REDUCER, SERIES RML	
	
9061508	RML Ø 6-1/8
9061509	RML Ø 6-1/4
9061510	RML Ø 8-1/8
9061511	RML Ø 8-1/4
9061512	RML Ø 8-3/8


Code	Description
CARTRIDGE REDUCER, SERIES RMS	
	
9061001	RMS 1/8
9061002	RMS 1/4


Code	Description
LINE-MOUNTED R/F MINIATURE REDUCER SERIES RML	
	
9061408	RML 1/8-Ø 6
9061409	RML 1/4-Ø 6
9061410	RML 1/8-Ø 8
9061411	RML 1/4-Ø 8
9061412	RML 3/8-Ø 8

Code	Description
MINIATURE REDUCER, SERIES RMC	
	
9061102	RMC 1/8-Ø 4
9061108	RMC 1/8-Ø 6
9061109	RMC 1/4-Ø 6
9061110	RMC 1/8-Ø 8
9061111	RMC 1/4-Ø 8


Code	Description
TOOL FOR RMS SEAT	
	
9062001	UT.SE 1/8
9062002	UT.SE 1/4


IN-LINE PRESSURE GAUGE SERIES MAN L

Code	Description
MAN L PIPE-PIPE	
	
9067001	MAN L Ø 4-Ø 4
9067016	MAN L Ø 6-Ø 6
9067024	MAN L Ø 8-Ø 8

Code	Description
MAN L THREAD-PIPE	
	
9067101	MAN L M5-Ø 4
9067102	MAN L 1/8-Ø 4
9067108	MAN L 1/8-Ø 6
9067109	MAN L 1/4-Ø 6
9067110	MAN L 1/8-Ø 8
9067111	MAN L 1/4-Ø 8
9067112	MAN L 3/8-Ø 8

IN-LINE PRESSURE INDICATOR SERIES LAM L

Code	Description
LAM L PIPE-PIPE	
	
9068016	LAM L Ø 6-Ø 6-A
9068216	LAM L Ø 6-Ø 6-V
9068024	LAM L Ø 8-Ø 8-A
9068224	LAM L Ø 8-Ø 8-V

Code	Description
LAM L THREAD-PIPE	
	
9068108	LAM L 1/8-Ø 6-A
9068308	LAM L 1/8-Ø 6-V
9068109	LAM L 1/4-Ø 6-A
9068309	LAM L 1/4-Ø 6-V
9068110	LAM L 1/8-Ø 8-A
9068310	LAM L 1/8-Ø 8-V
9068111	LAM L 1/4-Ø 8-A
9068311	LAM L 1/4-Ø 8-V
9068112	LAM L 3/8-Ø 8-A
9068312	LAM L 3/8-Ø 8-V

IN-LINE SHUTOFF VALVE SERIES V2V L AND V3V L

Code	Description	Code	Description	Code	Description
V2V/V3V L PIPE-PIPE		V2V/V3V L PIPE-THREAD		V2V/V3V L THREAD-PIPE	
9065016	V2V L Ø 6-Ø 6	9065208	V2V L Ø 6-1/8	9065408	V2V L 1/8-Ø 6
9066016	V3V L Ø 6-Ø 6	9066208	V3V L Ø 6-1/8	9066408	V3V L 1/8-Ø 6
9065024	V2V L Ø 8-Ø 8	9065209	V2V L Ø 6-1/4	9065409	V2V L 1/4-Ø 6
9066024	V3V L Ø 8-Ø 8	9066209	V3V L Ø 6-1/4	9066409	V3V L 1/4-Ø 6
		9065210	V2V L Ø 8-1/8	9065410	V2V L 1/8-Ø 8
		9066210	V3V L Ø 8-1/8	9066410	V3V L 1/8-Ø 8
		9065211	V2V L Ø 8-1/4	9065411	V2V L 1/4-Ø 8
		9066211	V3V L Ø 8-1/4	9066411	V3V L 1/4-Ø 8
		9065212	V2V L Ø 8-3/8	9065412	V2V L 3/8-Ø 8
		9066212	V3V L Ø 8-3/8	9066412	V3V L 3/8-Ø 8

Code	Description	Code	Description	Code	Description
V2V/V3V L PIPE-PIPE PADLOCKED		V2V/V3V L PIPE-THREAD PADLOCKED		V2V/V3V L THREAD-PIPE PADLOCKED	
9065116	V2V L Ø 6-Ø 6 KEY	9065308	V2V L Ø 6-1/8 KEY	9065508	V2V L 1/8-Ø 6 KEY
9066116	V3V L Ø 6-Ø 6 KEY	9066308	V3V L Ø 6-1/8 KEY	9066508	V3V L 1/8-Ø 6 KEY
9065124	V2V L Ø 8-Ø 8 KEY	9065309	V2V L Ø 6-1/4 KEY	9065509	V2V L 1/4-Ø 6 KEY
9066124	V3V L Ø 8-Ø 8 KEY	9066309	V3V L Ø 6-1/4 KEY	9066509	V3V L 1/4-Ø 6 KEY
		9065310	V2V L Ø 8-1/8 KEY	9065510	V2V L 1/8-Ø 8 KEY
		9066310	V3V L Ø 8-1/8 KEY	9066510	V3V L 1/8-Ø 8 KEY
		9065311	V2V L Ø 8-1/4 KEY	9065511	V2V L 1/4-Ø 8 KEY
		9066311	V3V L Ø 8-1/4 KEY	9066511	V3V L 1/4-Ø 8 KEY
		9065312	V2V L Ø 8-3/8 KEY	9065512	V2V L 3/8-Ø 8 KEY
		9066312	V3V L Ø 8-3/8 KEY	9066512	V3V L 3/8-Ø 8 KEY

IN-LINE FLOW MICRO-REGULATOR SERIES RFL L

Code	Description	Code	Description	Code	Description
RFL L PIPE - PIPE UNIDIRECTIONAL		RFL L PIPE - THREAD UNIDIRECTIONAL VALVE VERSION		RFL L THREAD - PIPE BIDIRECTIONAL	
9041301	RFL L U Ø4-Ø4	9041501	RFL L U 4-M5	9041701	RFL L B M5-4
9041316	RFL L U Ø6-Ø6	9041502	RFL L U 4-1/8	9041702	RFL L B 1/8-4
9041324	RFL L U Ø8-Ø8	9041508	RFL L U 6-1/8	9041708	RFL L B 1/8-6
		9041509	RFL L U 6-1/4	9041709	RFL L B 1/4-6
		9041510	RFL L U 8-1/8	9041710	RFL L B 1/8-8
		9041511	RFL L U 8-1/4	9041711	RFL L B 1/4-8
		9041512	RFL L U 8-3/8	9041712	RFL L B 3/8-8

Code	Description	Code	Description
RFL L THREAD - PIPE UNIDIRECTIONAL CYLINDER VERSION		RFL L PIPE - PIPE BIDIRECTIONAL	
9041401	RFL L U M5-Ø4	9041601	RFL L B 4-4
9041402	RFL L U 1/8-Ø4	9041616	RFL L B 6-6
9041408	RFL L U 1/8-Ø6	9041624	RFL L B 8-8
9041409	RFL L U 1/4-Ø6		
9041410	RFL L U 1/8-Ø8		
9041411	RFL L U 1/4-Ø8		
9041412	RFL L U 3/8-Ø8		

IN-LINE FIXED-REGULATION FLOW REGULATOR SERIES RFF L

Code Description

RFF L PIPE - PIPE UNIDIRECTIONAL



9070U1102	RFF U Ø 4-Ø 4 narrowing 0,2
9070U1103	RFF U Ø 4-Ø 4 narrowing 0,3
9070U1104	RFF U Ø 4-Ø 4 narrowing 0,4
9070U1105	RFF U Ø 4-Ø 4 narrowing 0,5
9070U1106	RFF U Ø 4-Ø 4 narrowing 0,6
9070U1108	RFF U Ø 4-Ø 4 narrowing 0,8
9070U1110	RFF U Ø 4-Ø 4 narrowing 1,0
9070U1113	RFF U Ø 4-Ø 4 narrowing 1,3
9070U1115	RFF U Ø 4-Ø 4 narrowing 1,5
9070U2202	RFF U Ø 6-Ø 6 narrowing 0,2
9070U2203	RFF U Ø 6-Ø 6 narrowing 0,3
9070U2204	RFF U Ø 6-Ø 6 narrowing 0,4
9070U2205	RFF U Ø 6-Ø 6 narrowing 0,5
9070U2206	RFF U Ø 6-Ø 6 narrowing 0,6
9070U2208	RFF U Ø 6-Ø 6 narrowing 0,8
9070U2210	RFF U Ø 6-Ø 6 narrowing 1,0
9070U2213	RFF U Ø 6-Ø 6 narrowing 1,3
9070U2215	RFF U Ø 6-Ø 6 narrowing 1,5
9070U3302	RFF U Ø 8-Ø 8 narrowing 0,2
9070U3303	RFF U Ø 8-Ø 8 narrowing 0,3
9070U3304	RFF U Ø 8-Ø 8 narrowing 0,4
9070U3305	RFF U Ø 8-Ø 8 narrowing 0,5
9070U3306	RFF U Ø 8-Ø 8 narrowing 0,6
9070U3308	RFF U Ø 8-Ø 8 narrowing 0,8
9070U3310	RFF U Ø 8-Ø 8 narrowing 1,0
9070U3313	RFF U Ø 8-Ø 8 narrowing 1,3
9070U3315	RFF U Ø 8-Ø 8 narrowing 1,5

Code	Description
9070C7215	RFF C 1/4-Ø 6 narrowing 1,5
9070C6302	RFF C 1/8-Ø 8 narrowing 0,2
9070C6303	RFF C 1/8-Ø 8 narrowing 0,3
9070C6304	RFF C 1/8-Ø 8 narrowing 0,4
9070C6305	RFF C 1/8-Ø 8 narrowing 0,5
9070C6306	RFF C 1/8-Ø 8 narrowing 0,6
9070C6308	RFF C 1/8-Ø 8 narrowing 0,8
9070C6310	RFF C 1/8-Ø 8 narrowing 1,0
9070C6313	RFF C 1/8-Ø 8 narrowing 1,3
9070C6315	RFF C 1/8-Ø 8 narrowing 1,5
9070C7302	RFF C 1/4-Ø 8 narrowing 0,2
9070C7303	RFF C 1/4-Ø 8 narrowing 0,3
9070C7304	RFF C 1/4-Ø 8 narrowing 0,4
9070C7305	RFF C 1/4-Ø 8 narrowing 0,5
9070C7306	RFF C 1/4-Ø 8 narrowing 0,6
9070C7308	RFF C 1/4-Ø 8 narrowing 0,8
9070C7310	RFF C 1/4-Ø 8 narrowing 1,0
9070C7313	RFF C 1/4-Ø 8 narrowing 1,3
9070C7315	RFF C 1/4-Ø 8 narrowing 1,5
9070C8302	RFF C 3/8-Ø 8 narrowing 0,2
9070C8303	RFF C 3/8-Ø 8 narrowing 0,3
9070C8304	RFF C 3/8-Ø 8 narrowing 0,4
9070C8305	RFF C 3/8-Ø 8 narrowing 0,5
9070C8306	RFF C 3/8-Ø 8 narrowing 0,6
9070C8308	RFF C 3/8-Ø 8 narrowing 0,8
9070C8310	RFF C 3/8-Ø 8 narrowing 1,0
9070C8313	RFF C 3/8-Ø 8 narrowing 1,3
9070C8315	RFF C 3/8-Ø 8 narrowing 1,5

Code	Description
9070V2715	RFF V Ø 6-1/4 narrowing 1,5
9070V3602	RFF V Ø 8-1/8 narrowing 0,2
9070V3603	RFF V Ø 8-1/8 narrowing 0,3
9070V3604	RFF V Ø 8-1/8 narrowing 0,4
9070V3605	RFF V Ø 8-1/8 narrowing 0,5
9070V3606	RFF V Ø 8-1/8 narrowing 0,6
9070V3608	RFF V Ø 8-1/8 narrowing 0,8
9070V3610	RFF V Ø 8-1/8 narrowing 1,0
9070V3613	RFF V Ø 8-1/8 narrowing 1,3
9070V3615	RFF V Ø 8-1/8 narrowing 1,5
9070V3702	RFF V Ø 8-1/4 narrowing 0,2
9070V3703	RFF V Ø 8-1/4 narrowing 0,3
9070V3704	RFF V Ø 8-1/4 narrowing 0,4
9070V3705	RFF V Ø 8-1/4 narrowing 0,5
9070V3706	RFF V Ø 8-1/4 narrowing 0,6
9070V3708	RFF V Ø 8-1/4 narrowing 0,8
9070V3710	RFF V Ø 8-1/4 narrowing 1,0
9070V3713	RFF V Ø 8-1/4 narrowing 1,3
9070V3715	RFF V Ø 8-1/4 narrowing 1,5
9070V3802	RFF V Ø 8-3/8 narrowing 0,2
9070V3803	RFF V Ø 8-3/8 narrowing 0,3
9070V3804	RFF V Ø 8-3/8 narrowing 0,4
9070V3805	RFF V Ø 8-3/8 narrowing 0,5
9070V3806	RFF V Ø 8-3/8 narrowing 0,6
9070V3808	RFF V Ø 8-3/8 narrowing 0,8
9070V3810	RFF V Ø 8-3/8 narrowing 1,0
9070V3813	RFF V Ø 8-3/8 narrowing 1,3
9070V3815	RFF V Ø 8-3/8 narrowing 1,5

RFF L THREAD - PIPE UNIDIRECTIONAL CYLINDER VERSION



9070C5102	RFF C M5-Ø 4 narrowing 0,2
9070C5103	RFF C M5-Ø 4 narrowing 0,3
9070C5104	RFF C M5-Ø 4 narrowing 0,4
9070C5105	RFF C M5-Ø 4 narrowing 0,5
9070C5106	RFF C M5-Ø 4 narrowing 0,6
9070C5108	RFF C M5-Ø 4 narrowing 0,8
9070C5110	RFF C M5-Ø 4 narrowing 1,0
9070C5113	RFF C M5-Ø 4 narrowing 1,3
9070C5115	RFF C M5-Ø 4 narrowing 1,5
9070C6102	RFF C 1/8-Ø 4 narrowing 0,2
9070C6103	RFF C 1/8-Ø 4 narrowing 0,3
9070C6104	RFF C 1/8-Ø 4 narrowing 0,4
9070C6105	RFF C 1/8-Ø 4 narrowing 0,5
9070C6106	RFF C 1/8-Ø 4 narrowing 0,6
9070C6108	RFF C 1/8-Ø 4 narrowing 0,8
9070C6110	RFF C 1/8-Ø 4 narrowing 1,0
9070C6113	RFF C 1/8-Ø 4 narrowing 1,3
9070C6115	RFF C 1/8-Ø 4 narrowing 1,5
9070C6202	RFF C 1/8-Ø 6 narrowing 0,2
9070C6203	RFF C 1/8-Ø 6 narrowing 0,3
9070C6204	RFF C 1/8-Ø 6 narrowing 0,4
9070C6205	RFF C 1/8-Ø 6 narrowing 0,5
9070C6206	RFF C 1/8-Ø 6 narrowing 0,6
9070C6208	RFF C 1/8-Ø 6 narrowing 0,8
9070C6210	RFF C 1/8-Ø 6 narrowing 1,0
9070C6213	RFF C 1/8-Ø 6 narrowing 1,3
9070C6215	RFF C 1/8-Ø 6 narrowing 1,5
9070C7202	RFF C 1/4-Ø 6 narrowing 0,2
9070C7203	RFF C 1/4-Ø 6 narrowing 0,3
9070C7204	RFF C 1/4-Ø 6 narrowing 0,4
9070C7205	RFF C 1/4-Ø 6 narrowing 0,5
9070C7206	RFF C 1/4-Ø 6 narrowing 0,6
9070C7208	RFF C 1/4-Ø 6 narrowing 0,8
9070C7210	RFF C 1/4-Ø 6 narrowing 1,0
9070C7213	RFF C 1/4-Ø 6 narrowing 1,3

RFF L PIPE - THREAD UNIDIRECTIONAL VALVE VERSION




9070V1502	RFF V Ø 4-M5 narrowing 0,2
9070V1503	RFF V Ø 4-M5 narrowing 0,3
9070V1504	RFF V Ø 4-M5 narrowing 0,4
9070V1505	RFF V Ø 4-M5 narrowing 0,5
9070V1506	RFF V Ø 4-M5 narrowing 0,6
9070V1508	RFF V Ø 4-M5 narrowing 0,8
9070V1510	RFF V Ø 4-M5 narrowing 1,0
9070V1513	RFF V Ø 4-M5 narrowing 1,3
9070V1515	RFF V Ø 4-M5 narrowing 1,5
9070V1602	RFF V Ø 4-1/8 narrowing 0,2
9070V1603	RFF V Ø 4-1/8 narrowing 0,3
9070V1604	RFF V Ø 4-1/8 narrowing 0,4
9070V1605	RFF V Ø 4-1/8 narrowing 0,5
9070V1606	RFF V Ø 4-1/8 narrowing 0,6
9070V1608	RFF V Ø 4-1/8 narrowing 0,8
9070V1610	RFF V Ø 4-1/8 narrowing 1,0
9070V1613	RFF V Ø 4-1/8 narrowing 1,3
9070V1615	RFF V Ø 4-1/8 narrowing 1,5
9070V2602	RFF V Ø 6-1/8 narrowing 0,2
9070V2603	RFF V Ø 6-1/8 narrowing 0,3
9070V2604	RFF V Ø 6-1/8 narrowing 0,4
9070V2605	RFF V Ø 6-1/8 narrowing 0,5
9070V2606	RFF V Ø 6-1/8 narrowing 0,6
9070V2608	RFF V Ø 6-1/8 narrowing 0,8
9070V2610	RFF V Ø 6-1/8 narrowing 1,0
9070V2613	RFF V Ø 6-1/8 narrowing 1,3
9070V2615	RFF V Ø 6-1/8 narrowing 1,5
9070V2702	RFF V Ø 6-1/4 narrowing 0,2
9070V2703	RFF V Ø 6-1/4 narrowing 0,3
9070V2704	RFF V Ø 6-1/4 narrowing 0,4
9070V2705	RFF V Ø 6-1/4 narrowing 0,5
9070V2706	RFF V Ø 6-1/4 narrowing 0,6
9070V2708	RFF V Ø 6-1/4 narrowing 0,8
9070V2710	RFF V Ø 6-1/4 narrowing 1,0
9070V2713	RFF V Ø 6-1/4 narrowing 1,3

RFF L PIPE - PIPE BIDIRECTIONAL



9070B1102	RFF B Ø 4-Ø 4 narrowing 0,2
9070B1103	RFF B Ø 4-Ø 4 narrowing 0,3
9070B1104	RFF B Ø 4-Ø 4 narrowing 0,4
9070B1105	RFF B Ø 4-Ø 4 narrowing 0,5
9070B1106	RFF B Ø 4-Ø 4 narrowing 0,6
9070B1108	RFF B Ø 4-Ø 4 narrowing 0,8
9070B1110	RFF B Ø 4-Ø 4 narrowing 1,0
9070B1113	RFF B Ø 4-Ø 4 narrowing 1,3
9070B1115	RFF B Ø 4-Ø 4 narrowing 1,5
9070B2202	RFF B Ø 6-Ø 6 narrowing 0,2
9070B2203	RFF B Ø 6-Ø 6 narrowing 0,3
9070B2204	RFF B Ø 6-Ø 6 narrowing 0,4
9070B2205	RFF B Ø 6-Ø 6 narrowing 0,5
9070B2206	RFF B Ø 6-Ø 6 narrowing 0,6
9070B2208	RFF B Ø 6-Ø 6 narrowing 0,8
9070B2210	RFF B Ø 6-Ø 6 narrowing 1,0
9070B2213	RFF B Ø 6-Ø 6 narrowing 1,3
9070B2215	RFF B Ø 6-Ø 6 narrowing 1,5
9070B3302	RFF B Ø 8-Ø 8 narrowing 0,2
9070B3303	RFF B Ø 8-Ø 8 narrowing 0,3
9070B3304	RFF B Ø 8-Ø 8 narrowing 0,4
9070B3305	RFF B Ø 8-Ø 8 narrowing 0,5
9070B3306	RFF B Ø 8-Ø 8 narrowing 0,6
9070B3308	RFF B Ø 8-Ø 8 narrowing 0,8
9070B3310	RFF B Ø 8-Ø 8 narrowing 1,0
9070B3313	RFF B Ø 8-Ø 8 narrowing 1,3
9070B3315	RFF B Ø 8-Ø 8 narrowing 1,5

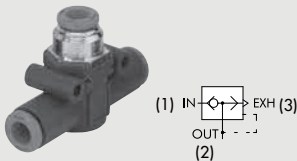
Code	Description
RFF L THREAD - PIPE BIDIRECTIONAL	
	
9070B5102	RFF B M5-Ø 4 narrowing 0,2
9070B5103	RFF B M5-Ø 4 narrowing 0,3
9070B5104	RFF B M5-Ø 4 narrowing 0,4
9070B5105	RFF B M5-Ø 4 narrowing 0,5
9070B5106	RFF B M5-Ø 4 narrowing 0,6
9070B5108	RFF B M5-Ø 4 narrowing 0,8
9070B5110	RFF B M5-Ø 4 narrowing 1,0
9070B5113	RFF B M5-Ø 4 narrowing 1,3
9070B5115	RFF B M5-Ø 4 narrowing 1,5
9070B6102	RFF B 1/8-Ø 4 narrowing 0,2
9070B6103	RFF B 1/8-Ø 4 narrowing 0,3
9070B6104	RFF B 1/8-Ø 4 narrowing 0,4
9070B6105	RFF B 1/8-Ø 4 narrowing 0,5
9070B6106	RFF B 1/8-Ø 4 narrowing 0,6
9070B6108	RFF B 1/8-Ø 4 narrowing 0,8
9070B6110	RFF B 1/8-Ø 4 narrowing 1,0

Code	Description
9070B6113	RFF B 1/8-Ø 4 narrowing 1,3
9070B6115	RFF B 1/8-Ø 4 narrowing 1,5
9070B6202	RFF B 1/8-Ø 6 narrowing 0,2
9070B6203	RFF B 1/8-Ø 6 narrowing 0,3
9070B6204	RFF B 1/8-Ø 6 narrowing 0,4
9070B6205	RFF B 1/8-Ø 6 narrowing 0,5
9070B6206	RFF B 1/8-Ø 6 narrowing 0,6
9070B6208	RFF B 1/8-Ø 6 narrowing 0,8
9070B6210	RFF B 1/8-Ø 6 narrowing 1,0
9070B6213	RFF B 1/8-Ø 6 narrowing 1,3
9070B6215	RFF B 1/8-Ø 6 narrowing 1,5
9070B6302	RFF B 1/8-Ø 8 narrowing 0,2
9070B6303	RFF B 1/8-Ø 8 narrowing 0,3
9070B6304	RFF B 1/8-Ø 8 narrowing 0,4
9070B6305	RFF B 1/8-Ø 8 narrowing 0,5
9070B6306	RFF B 1/8-Ø 8 narrowing 0,6
9070B6308	RFF B 1/8-Ø 8 narrowing 0,8
9070B6310	RFF B 1/8-Ø 8 narrowing 1,0
9070B6313	RFF B 1/8-Ø 8 narrowing 1,3
9070B6315	RFF B 1/8-Ø 8 narrowing 1,5
9070B7202	RFF B 1/4-Ø 6 narrowing 0,2
9070B7203	RFF B 1/4-Ø 6 narrowing 0,3
9070B7204	RFF B 1/4-Ø 6 narrowing 0,4
9070B7205	RFF B 1/4-Ø 6 narrowing 0,5

Code	Description
9070B7206	RFF B 1/4-Ø 6 narrowing 0,6
9070B7208	RFF B 1/4-Ø 6 narrowing 0,8
9070B7210	RFF B 1/4-Ø 6 narrowing 1,0
9070B7213	RFF B 1/4-Ø 6 narrowing 1,3
9070B7215	RFF B 1/4-Ø 6 narrowing 1,5
9070B7302	RFF B 1/4-Ø 8 narrowing 0,2
9070B7303	RFF B 1/4-Ø 8 narrowing 0,3
9070B7304	RFF B 1/4-Ø 8 narrowing 0,4
9070B7305	RFF B 1/4-Ø 8 narrowing 0,5
9070B7306	RFF B 1/4-Ø 8 narrowing 0,6
9070B7308	RFF B 1/4-Ø 8 narrowing 0,8
9070B7310	RFF B 1/4-Ø 8 narrowing 1,0
9070B7313	RFF B 1/4-Ø 8 narrowing 1,3
9070B7315	RFF B 1/4-Ø 8 narrowing 1,5
9070B8302	RFF B 3/8-Ø 8 narrowing 0,2
9070B8303	RFF B 3/8-Ø 8 narrowing 0,3
9070B8304	RFF B 3/8-Ø 8 narrowing 0,4
9070B8305	RFF B 3/8-Ø 8 narrowing 0,5
9070B8306	RFF B 3/8-Ø 8 narrowing 0,6
9070B8308	RFF B 3/8-Ø 8 narrowing 0,8
9070B8310	RFF B 3/8-Ø 8 narrowing 1,0
9070B8313	RFF B 3/8-Ø 8 narrowing 1,3
9070B8315	RFF B 3/8-Ø 8 narrowing 1,5


IN-LINE QUICK-EXHAUST VALVES SERIES VSR L

VSR L PIPE-PIPE, CONVEYED EXHAUST



9063001	VSR L Ø 4-Ø 4
9063016	VSR L Ø 6-Ø 6
9063024	VSR L Ø 8-Ø 8

VSR L PIPE-THREAD, CONVEYED EXHAUST



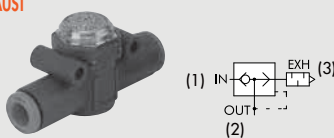
9063201	VSR L Ø 4-M5-Ø 4
9063202	VSR L Ø 4-1/8-Ø 4
9063209	VSR L Ø 6-1/4-Ø 6
9063208	VSR L Ø 6-1/8-Ø 6
9063211	VSR L Ø 8-1/4-Ø 8
9063210	VSR L Ø 8-1/8-Ø 8
9063212	VSR L Ø 8-3/8-Ø 8

VSR L PIPE-THREAD, SILENCED EXHAUST



9063301	VSR L Ø 4-M5-SIL
9063302	VSR L Ø 4-1/8-SIL
9063309	VSR L Ø 6-1/4-SIL
9063308	VSR L Ø 6-1/8-SIL
9063311	VSR L Ø 8-1/4-SIL
9063310	VSR L Ø 8-1/8-SIL
9063312	VSR L Ø 8-3/8-SIL


VSR L PIPE-PIPE, SILENCED EXHAUST



9063101	VSR L Ø 4-Ø 4-SIL
9063116	VSR L Ø 6-Ø 6-SIL
9063124	VSR L Ø 8-Ø 8-SIL


IN-LINE QUICK-EXHAUST VALVE WITH REGULATED EXHAUST SERIES VSRR L

VSRR L PIPE-PIPE




9063501	VSRR L Ø 4-Ø 4 CC
9063516	VSRR L Ø 6-Ø 6 CC
9063524	VSRR L Ø 8-Ø 8 CC

VSRR L THREAD-PIPE



9063601	VSRR L M5-Ø 4 CC
9063602	VSRR L 1/8-Ø 4 CC
9063608	VSRR L 1/8-Ø 6 CC
9063609	VSRR L 1/4-Ø 6 CC
9063610	VSRR L 1/8-Ø 8 CC
9063611	VSRR L 1/4-Ø 8 CC
9063612	VSRR L 3/8-Ø 8 CC

VSRR L PIPE-THREAD



9063701	VSRR L Ø 4 M5 CC
9063702	VSRR L Ø 4 1/8 CC
9063708	VSRR L Ø 6 1/8 CC
9063709	VSRR L Ø 6 1/4 CC
9063710	VSRR L Ø 8 1/8 CC
9063711	VSRR L Ø 8 1/4 CC
9063712	VSRR L Ø 8 3/8 CC

IN-LINE STOP VALVE SERIES STP L

Code	Description	Quantity	Code	Description	Quantity	Code	Description	Quantity
STP L 2/2 PIPE - PIPE			STP L 2/2 PIPE - THREAD			STP L 2/2 THREAD - PIPE		
9065616	STP L Ø 6-Ø 6		9065808	STP L Ø 6-1/8		9065708	STP L 1/8-Ø 6	
9065624	STP L Ø 8-Ø 8		9065809	STP L Ø 6-1/4		9065709	STP L 1/4-Ø 6	
			9065810	STP L Ø 8-1/8		9065710	STP L 1/8-Ø 8	
			9065811	STP L Ø 8-1/4		9065711	STP L 1/4-Ø 8	
			9065812	STP L Ø 8-3/8		9065712	STP L 3/8-Ø 8	

IN-LINE CHECK VALVE SERIES VNR L


VNR L PIPE-PIPE	VNR L THREAD-PIPE	VNR L PIPE-THREAD
9064001 VNR L Ø4-Ø4	9064101 VNR L M5-Ø 4	9064201 VNR L Ø 4-M5
9064016 VNR L Ø6-Ø6	9064102 VNR L 1/8-Ø 4	9064202 VNR L Ø 4-1/8
9064016U VNR L 1/4-1/4	9064108 VNR L 1/8-Ø 6	9064208 VNR L Ø 6-1/8
9064024 VNR L Ø8-Ø8	9064109 VNR L 1/4-Ø 6	9064209 VNR L Ø 6-1/4
	9064110 VNR L 1/8-Ø 8	9064210 VNR L Ø 8-1/8
	9064111 VNR L 1/4-Ø 8	9064211 VNR L Ø 8-1/4
	9064112 VNR L 3/8-Ø 8	9064212 VNR L Ø 8-3/8


ACCESSORIES LINE ON LINE


FIXING SQUARE KIT	RU6 - STEM ADAPTORS	UNF NPT	2U06014	RU6 Ø1/2 1/2 NPT	25
			2U06015	RU6 Ø1/2 3/8 NPT	25
9062110 SQU L	2U06001 RU6 Ø5/32 1/4 NPT				
	2U06002 RU6 Ø5/32 1/8 NPT				
	2U06003 RU6 Ø5/32 10/32 UNF				
	2U06000 RU6 Ø1/4 1/4 NPT				
	2U06007 RU6 Ø1/4 1/8 NPT				
	2U06008 RU6 Ø1/4 10/32 UNF				
	2U06020 RU6 Ø1/4 3/8 NPT				
	2U06009 RU6 Ø5/16 1/4 NPT				
	2U06010 RU6 Ø5/16 1/8 NPT				
	2U06011 RU6 Ø5/16 3/8 NPT				
	2U06012 RU6 Ø3/8 1/2 NPT				
	2U06013 RU6 Ø3/8 1/4 NPT				
	2U06022 RU6 Ø3/8 3/8 NPT				


COMPRESSED AIR QUICK-FIT COUPLINGS SERIES IAC


QUICK-FIT PORT, MALE	QUICK-FIT PORT, FEMALE	QUICK-FIT PORT, NYLON PIPE
0101001 01 mini 1/8	0101003 03 mini 1/8	0101005 05 mini 6/4
0101002 02 mini 1/4	0101004 04 mini 1/4	0101006 06 mini 8/6
0201101 101 100 1/4	0201102 102 100 1/4	
0301201 201 200 3/8	0301202 202 200 3/8	
0300202 201/A 200 1/4	0401302 302 300 1/2	
0401301 301 300 1/2		


Code	Description	Quantity
QUICK-FIT PORT, NYLON PIPE WITH SPRING		
		
0101007	07 mini 6/4	20
0101008	08 mini 8/6	20


Code	Description	Quantity
QUICK-FIT COUPLING, NYLON PIPE		
		
0102015	15 mini 6/4	50
0102016	16 mini 8/6	50


Code	Description	Quantity
HOSE FITTING		
		
2601001	Holder 40 1/4 Ø6x14	25
2601002	Holder 41 1/4 Ø8x17	25
2601003	Holder 42 1/4 Ø10x19	25
2601004	Holder 43 1/2 Ø13x23	25

Code	Description	Quantity
QUICK-FIT COUPLING, MALE		
		
0102011	11 mini 1/8	50
0102012	12 mini 1/4	50
0202111	111 100 1/4	25
0302211	211 200 3/8	25
0303205	211/A 200 1/4	25
0402311	311 300 1/2	20


Code	Description	Quantity
QUICK-FIT COUPLING, NYLON PIPE WITH SPRING		
		
0102017	17 mini 6/4	50
0102018	18 mini 8/6	50

Code	Description	Quantity
QUICK-FIT COUPLING, FEMALE		
		
0102013	13 mini 1/8	50
0102014	14 mini 1/4	50
0202112	112 100 1/4	25
0302212	212 200 3/8	25
0402312	312 300 1/2	20


Code	Description	Quantity
NYLON PIPE FITTING WITH SPRING (C1/Z)		
		
0010001	C1/Z Ø8/6 1/4 with spring	25
0010002	C1/Z Ø8/6 3/8 with spring	25
0010003	C1/Z Ø10/8 1/4 with spring	25
0010004	C1/Z Ø10/8 3/8 with spring	25
0010005	C1/Z Ø12/10 3/8 with spring	20

Code	Description	Quantity
SWIVEL NYLON PIPE FITTING WITH SPRING		
		
2501010	Swivel 50 Ø6/4 1/4	50
2501011	Swivel 51 Ø8/6 1/4	50
2501012	Swivel 52 Ø10/8 3/8	25
2501013	Swivel 53 Ø12/10 3/8	20


QUICK-FIT COUPLINGS FOR MOULD CONDITIONING SERIES ICS

Code	Description	Quantity
FEMALE PORT		
		
0501040	401/V F 1/4	10
0601040	501/V F 1/8	25
0500040	403V F 1/4 w/out safety valve	10
0600040	503V F 1/8 w/out safety valve	25


Code	Description	Quantity
MALE COUPLING		
		
0502001	411 M 1/4	50
0602001	511 M 1/8	100

Code	Description	Quantity
FEMALE COUPLING		
		
0502002	412 F 1/4	50
0602002	512 F 1/8	100

FLOW MICROREGULATOR SERIES COMPACT N and O

Code	Description	Quantity
MRF COMPACT "O" BRASS RING		
		
9001001C	MRF O M C 4 M5	10
9001110V	MRF O M V 4 M5	10
9001601B	MRF O M B 4 M5	10
9001002C	MRF O M C 5 M5	10
9001113V	MRF O M V 5 M5	10
9001603B	MRF O M B 5 M5	10
9001007C	MRF O M C 6 M5	10
9001105V	MRF O M V 6 M5	10
9001612B	MRF O M B 6 M5	10
9001011C	MRF O M C 4 1/8	10
9001111V	MRF O M V 4 1/8	10
9001602B	MRF O M B 4 1/8	10
9001012C	MRF O M C 5 1/8	10
9001112V	MRF O M V 5 1/8	10
9001604B	MRF O M B 5 1/8	10
9001003C	MRF O M C 6 1/8	10
9001101V	MRF O M V 6 1/8	10
9001605B	MRF O M B 6 1/8	10
9001005C	MRF O M C 8 1/8	10

9001103V	MRF O M V 8 1/8	10
9001607B	MRF O M B 8 1/8	10
9001004C	MRF O M C 6 1/4	10
9001102V	MRF O M V 6 1/4	10
9001606B	MRF O M B 6 1/4	10
9001006C	MRF O M C 8 1/4	10
9001104V	MRF O M V 8 1/4	10
9001608B	MRF O M B 8 1/4	10
9001010C	MRF O M C 8 3/8	10
9001115V	MRF O M V 8 3/8	10
9001611B	MRF O M B 8 3/8	10
9001008C	MRF O M C 10 1/4	10
9001106V	MRF O M V 10 1/4	10
9001609B	MRF O M B 10 1/4	10
9001014C	MRF O M C 12 1/4	10
9001123V	MRF O M V 12 1/4	10
9001623B	MRF O M B 12 1/4	10
9001009C	MRF O M C 10 3/8	10
9001114V	MRF O M V 10 3/8	10
9001610B	MRF O M B 10 3/8	10
9001015C	MRF O M C 12 3/8	10
9001124V	MRF O M V 12 3/8	10
9001624B	MRF O M B 12 3/8	10
9001016C	MRF O M C 12 1/2	10
9001125V	MRF O M V 12 1/2	10
9001625B	MRF O M B 12 1/2	10

Code	Description	Quantity
MRF COMPACT "O" THREADED BRASS RING		
		
9001020C	MRF O F C 1/8 1/8	10
9001120V	MRF O F V 1/8 1/8	10
9001620B	MRF O F B 1/8 1/8	10
9001021C	MRF O F C 1/4 1/4	10
9001121V	MRF O F V 1/4 1/4	10
9001621B	MRF O F B 1/4 1/4	10
9001022C	MRF O F C 3/8 3/8	10
9001122V	MRF O F V 3/8 3/8	10
9001622B	MRF O F B 3/8 3/8	10

Code Description Quantity
MRF COMPACT "O"
TECHNOPOLYMER RING



9011001C	MRF OTC 4 M5	10
9011110V	MRF OTV 4 M5	10
9011601B	MRF OTB 4 M5	10
9011007C	MRF OTC 6 M5	10
9011105V	MRF OTV 6 M5	10
9011612B	MRF OTB 6 M5	10
9011011C	MRF OTC 4 1/8	10
9011111V	MRF OTV 4 1/8	10
9011602B	MRF OTB 4 1/8	10
9011003C	MRF OTC 6 1/8	10
9011101V	MRF OTV 6 1/8	10
9011605B	MRF OTB 6 1/8	10
9011005C	MRF OTC 8 1/8	10
9011103V	MRF OTV 8 1/8	10
9011607B	MRF OTB 8 1/8	10
9011004C	MRF OTC 6 1/4	10
9011102V	MRF OTV 6 1/4	10
9011606B	MRF OTB 6 1/4	10
9011006C	MRF OTC 8 1/4	10
9011104V	MRF OTV 8 1/4	10
9011608B	MRF OTB 8 1/4	10
9011008C	MRF OTC 10 1/4	10
9011106V	MRF OTV 10 1/4	10
9011609B	MRF OTB 10 1/4	10
9011014C	MRF OTC 12 1/4	10
9011123V	MRF OTV 12 1/4	10
9011623B	MRF OTB 12 1/4	10
9011009C	MRF OTC 10 3/8	10
9011114V	MRF OTV 10 3/8	10
9011610B	MRF OTB 10 3/8	10
9011015C	MRF OTC 12 3/8	10
9011124V	MRF OTV 12 3/8	10
9011624B	MRF OTB 12 3/8	10
9011016C	MRF OTC 12 1/2	10
9011125V	MRF OTV 12 1/2	10
9011625B	MRF OTB 12 1/2	10

ACCESSORIES MRF COMPACT "O"

ANTI-TAMPERING CAP



9090001	Cap MRF O M5	
9090002	Cap MRF O 1/8-1/4	
9090003	Cap MRF O 3/8-1/2	

Code Description Quantity
MRF COMPACT "N"
BRASS RING



9031001C	MRF NMC 4 M5	10
9031101V	MRF NMV 4 M5	10
9031201B	MRF NMB 4 M5	10
9031003C	MRF NMC 5 M5	10
9031103V	MRF NMV 5 M5	10
9031203B	MRF NMB 5 M5	10
9031005C	MRF NMC 6 M5	10
9031105V	MRF NMV 6 M5	10
9031205B	MRF NMB 6 M5	10
9031002C	MRF NMC 4 1/8	10
9031102V	MRF NMV 4 1/8	10
9031202B	MRF NMB 4 1/8	10
9031004C	MRF NMC 5 1/8	10
9031104V	MRF NMV 5 1/8	10
9031204B	MRF NMB 5 1/8	10
9031006C	MRF NMC 6 1/8	10
9031106V	MRF NMV 6 1/8	10
9031206B	MRF NMB 6 1/8	10
9031008C	MRF NMC 8 1/8	10
9031108V	MRF NMV 8 1/8	10
9031208B	MRF NMB 8 1/8	10
9031007C	MRF NMC 6 1/4	10
9031107V	MRF NMV 6 1/4	10
9031207B	MRF NMB 6 1/4	10
9031009C	MRF NMC 8 1/4	10
9031109V	MRF NMV 8 1/4	10
9031209B	MRF NMB 8 1/4	10
9031010C	MRF NMC 8 3/8	10
9031110V	MRF NMV 8 3/8	10
9031210B	MRF NMB 8 3/8	10
9031011C	MRF NMC 10 1/4	10
9031111V	MRF NMV 10 1/4	10
9031211B	MRF NMB 10 1/4	10
9031014C	MRF NMC 12 1/4	10
9031114V	MRF NMV 12 1/4	10
9031214B	MRF NMB 12 1/4	10
9031012C	MRF NMC 10 3/8	10
9031112V	MRF NMV 10 3/8	10
9031212B	MRF NMB 10 3/8	10
9031015C	MRF NMC 12 3/8	10
9031115V	MRF NMV 12 3/8	10
9031215B	MRF NMB 12 3/8	10
9031016C	MRF NMC 12 1/2	10
9031116V	MRF NMV 12 1/2	10
9031216B	MRF NMB 12 1/2	10

MRF COMPACT "N"
BRASS RING



9031301C	MRF NFC 1/8 1/8	10
9031401V	MRF NFV 1/8 1/8	10
9031501B	MRF NFB 1/8 1/8	10
9031302C	MRF NFC 1/4 1/4	10
9031402V	MRF NFV 1/4 1/4	10
9031502B	MRF NFB 1/4 1/4	10
9031303C	MRF NFC 3/8 3/8	10
9031403V	MRF NFV 3/8 3/8	10
9031503B	MRF NFB 3/8 3/8	10

FLOW MICRO-REGULATOR SERIES MRF HIGH-FLOW



9025002C	MRF HTC 4 1/8	10
9025102V	MRF HTV 4 1/8	10
9025602B	MRF HTB 4 1/8	10


9025006C	MRF HTC 6 1/8	10
9025106V	MRF HTV 6 1/8	10
9025606B	MRF HTB 6 1/8	10
9025008C	MRF HTC 8 1/8	10
9025108V	MRF HTV 8 1/8	10
9025608B	MRF HTB 8 1/8	10
9025007C	MRF HTC 6 1/4	10
9025107V	MRF HTV 6 1/4	10
9025607B	MRF HTB 6 1/4	10
9025009C	MRF HTC 8 1/4	10
9025109V	MRF HTV 8 1/4	10

Code Description Quantity
MRF COMPACT "N"
TECHNOPOLYMER RING



9021001C	MRF NTC 4 M5	10
9021101V	MRF NTV 4 M5	10
9021201B	MRF NTB 4 M5	10
9021005C	MRF NTC 6 M5	10
9021105V	MRF NTV 6 M5	10
9021205B	MRF NTB 6 M5	10
9021002C	MRF NTC 4 1/8	10
9021102V	MRF NTV 4 1/8	10
9021202B	MRF NTB 4 1/8	10
9021006C	MRF NTC 6 1/8	10
9021106V	MRF NTV 6 1/8	10
9021206B	MRF NTB 6 1/8	10
9021008C	MRF NTC 8 1/8	10
9021108V	MRF NTV 8 1/8	10
9021208B	MRF NTB 8 1/8	10
9021007C	MRF NTC 6 1/4	10
9021107V	MRF NTV 6 1/4	10
9021207B	MRF NTB 6 1/4	10
9021009C	MRF NTC 8 1/4	10
9021109V	MRF NTV 8 1/4	10
9021209B	MRF NTB 8 1/4	10
9021011C	MRF NTC 10 1/4	10
9021111V	MRF NTV 10 1/4	10
9021211B	MRF NTB 10 1/4	10
9021014C	MRF NTC 12 1/4	10
9021114V	MRF NTV 12 1/4	10
9021214B	MRF NTB 12 1/4	10
9021012C	MRF NTC 10 3/8	10
9021112V	MRF NTV 10 3/8	10
9021212B	MRF NTB 10 3/8	10
9021015C	MRF NTC 12 3/8	10
9021115V	MRF NTV 12 3/8	10
9021215B	MRF NTB 12 3/8	10
9021016C	MRF NTC 12 1/2	10
9021116V	MRF NTV 12 1/2	10
9021216B	MRF NTB 12 1/2	10

FLOW MICRO-REGULATOR SERIES MRF PUSH-LOCK

Code	Description	Quantity	Code	Description	Quantity	Code	Description	Quantity
			9026108V	MRF P T V 8 1/8	10			
			9026608B	MRF P T B 8 1/8	10			
			9026007C	MRF P T C 6 1/4	10			
			9026107V	MRF P T V 6 1/4	10			
			9026607B	MRF P T B 6 1/4	10			
			9026009C	MRF P T C 8 1/4	10			
			9026109V	MRF P T V 8 1/4	10			
			9026609B	MRF P T B 8 1/4	10			
9026002C	MRF P T C 4 1/8	10	9026011C	MRF P T C 10 1/4	10			
9026102V	MRF P T V 4 1/8	10	9026111V	MRF P T V 10 1/4	10			
9026602B	MRF P T B 4 1/8	10	9026611B	MRF P T B 10 1/4	10			
9026006C	MRF P T C 6 1/8	10	9026014C	MRF P T C 12 1/4	10			
9026106V	MRF P T V 6 1/8	10	9026114V	MRF P T V 12 1/4	10			
9026606B	MRF P T B 6 1/8	10	9026614B	MRF P T B 12 1/4	10			
9026008C	MRF P T C 8 1/8	10						

ACCESSORIES MRF PUSH-LOCK

ANTI-TAMPERING KNOB



9200703 Security knob apr/pressure switch

FLOW MICRO-REGULATOR STAINLESS STEEL SERIES MRFX



9001003BX	MRF O X B Ø6 - 1/8" - AISI 316L	5	9001009BX	MRF O X B Ø10 - 3/8" - AISI 316L	5
9001004CX	MRF O X C Ø6 - 1/4" - AISI 316L	5			
9001004VX	MRF O X V Ø6 - 1/4" - AISI 316L	5			
9001004BX	MRF O X B Ø6 - 1/4" - AISI 316L	5			
9001005CX	MRF O X C Ø8 - 1/8" - AISI 316L	5			
9001005VX	MRF O X V Ø8 - 1/8" - AISI 316L	5			
9001005BX	MRF O X B Ø8 - 1/8" - AISI 316L	5			
9001006CX	MRF O X C Ø8 - 1/4" - AISI 316L	5			
9001006VX	MRF O X V Ø8 - 1/4" - AISI 316L	5			
9001006BX	MRF O X B Ø8 - 1/4" - AISI 316L	5			
9001008CX	MRF O X C Ø10 - 1/4" - AISI 316L	5			
9001008VX	MRF O X V Ø10 - 1/4" - AISI 316L	5			
9001008BX	MRF O X B Ø10 - 1/4" - AISI 316L	5			
9001009CX	MRF O X C Ø10 - 3/8" - AISI 316L	5			
9001009VX	MRF O X V Ø10 - 3/8" - AISI 316L	5			

IN-LINE FLOW MICRO-REGULATOR SERIES RFL

RFL U (UNIDIRECTIONAL)




9041001	RFL U M5	10
9041002	RFL U 1/8	10
9041003	RFL U 1/4	10
9041004	RFL U 3/8	5
9041005	RFL U 1/2	5

RFL B (BIDIRECTIONAL)



9041201	RFL B M5	10
9041202	RFL B 1/8	10
9041203	RFL B 1/4	10
9041204	RFL B 3/8	5
9041205	RFL B 1/2	5

IN-LINE FLOW REGULATOR STAINLESS STEEL SERIES RFLX



9041002X	RFLX/U 1/8" - AISI 316L
9041003X	RFLX/U 1/4" - AISI 316L
9041202X	RFLX/B 1/8" - AISI 316L
9041203X	RFLX/B 1/4" - AISI 316L

QUICK EXHAUST VALVES SERIES VSR

Code	Description	Quantity	Code	Description	Quantity	Code	Description	Quantity
			Spare gaskets					
			9151501	Spare gaskets VSR 1/8	10			
			9251501	Spare gaskets VSR 1/4	10			
			9451501	Spare gaskets VSR 1/2	10			
9101201	VSR 1/8	20						
9201201	VSR 1/4	10						
9401201	VSR 1/2	5						

STOP VALVES SERIES STP

			Thread + pipe bidirectional stop valve			Unidirectional threaded stop valve		
			W6001101002	STP-BX 1/8-1/8 04	10	W6001001001	STP-U 1/8 108	10
			W6001111012	STP-BX 1/4-1/4 04	10	W6001011011	STP-U 1/4 114	10
			W6001121022	STP-BX 3/8-3/8 04	10	W6001021021	STP-U 3/8 138	10
			Pipe bidirectional stop valve			Unidirectional pipe stop valve		
			W6001101106	STP-B 1/8 006	10	W6001001106	STP-U 1/8 006	10
			W6001111106	STP-B 1/4 006	10	W6001011106	STP-U 1/4 006	10
			W6001111108	STP-B 1/4 008	10	W6001011108	STP-U 1/4 008	10
			W6001121108	STP-B 3/8 008	10	W6001021108	STP-U 3/8 008	10
			W6001121110	STP-B 3/8 010	10	W6001021110	STP-U 3/8 010	10
			W6001131112	STP-B 1/2 012	10	W6001031112	STP-U 1/2 012	10
Bidirectional threaded stop valve								
W6001101001	STP-B 1/8 008	10						
W6001111011	STP-B 1/4 104	10						
W6001121021	STP-B 3/8 138	10						
W6001131031	STP-B 1/2 112	10						
W6001141041	STP-B 3/4 134	10						

SLIDE VALVES SERIES VCS

			W0970050001	VCS 3/2 1/8	10		
			W0970050002	VCS 3/2 1/4	10		
			W0970050003	VCS 3/2 3/8	10		
			W0970050004	VCS 3/2 1/2	10		

CIRCUIT SELECTOR VALVES SERIES VOR

			W3603000001	VOR 1/8	10		
			W3603000002	VOR 1/4	5		


CHECK VALVE SERIES VNR

			W3601000001	VNR 1/8	10		
			W3601000002	VNR 1/4	10		


CHECK VALVE STAINLESS STEEL SERIES VNRX

			W3601000001X	VNRX 1/8" - AISI 316L	5		
			W3601000002X	VNRX 1/4" - AISI 316L	5		
			W3601000003X	VNRX 3/8" - AISI 316L	5		
			W3601000004X	VNRX 1/2" - AISI 316L	5		

PNEUMATIC LOGIC


Code	Description	Quantity	Code	Description	Quantity	Code	Description	Quantity
	Logic element: AND		W3604000002	AND - logic product	10			
	Logic element: NOT		W3604000003	NOT - Negation	10			
	Logic element: YES		W3604000004	YES - Affirmation	10			
	Logic element: MEMORY		W3604000005	Memory	10			
W3604000001	Logic element: OR OR - logic sum	10						

TIMER



W3604000006	Timer							
--------------------	--------------	--	--	--	--	--	--	--

AIR-AIR PRESSURE MULTIPLIER (BOOSTER)



9002100	PRESSURE MULTIPLIER (Booster Ø 40) Booster Ø 40		
9002300	PRESSURE MULTIPLIER (Booster Ø 63) Booster Ø 63		
9002200	PRESSURE MULTIPLIER (Ø 40 Booster with regulator) Booster Ø 40 with regulator		
9002600	PRESSURE MULTIPLIER (Ø 63 Booster with regulator) Booster Ø 63 with regulator		


ACCESSORIES

9002180	Ø 40 REGULATOR UNIT Ø 40 regulator unit	
9002380	Ø 63 REGULATOR UNIT Ø 63 regulator unit	
9700101	PRESSURE GAUGE M 40 1/8 12	
9700110	M 40x40 1/8 12	
W0970530072	SILENCER MW SPL-F FOR BOOSTER Ø 40 Silencer MWSPL-F 1/8	50
W0970530014	SILENCER MW SCQ FOR BOOSTER Ø 63 Silencer MWSCQ 3/8	20

SPARE PARTS


9002190	SET OF GASKETS Set of gaskets for Ø 40 Booster	
9002390	Set of gaskets for Ø 63 Booster	


IN-LINE PROGRESSIVE STARTER VAP 1/4" AND 1/2"





W3606000002	VAP 1/4		
W3606000004	VAP 1/2		


DISTRIBUTION FRAMES AND ROTARY JOINTS


Code	Description	Quantity
4-WAYS DISTRIBUTION FRAME		
		
W0501101001	Distributor FRM-FO-218-0218	
W0501111002	Distributor FRM-FO-214-0214	
W0501121003	Distributor FRM-FO-238-0238	
W0501131004	Distributor FRM-FO-242-0242	


Code	Description	Quantity
DISTRIBUTION FRAME 2-WAYS LINEAR 1/8" OUTLETS		
		
W0502111001	Distributor FRM-LO-224-0218	
W0502121002	Distributor FRM-LO-238-0224	
W0502131002	Distributor FRM-LO-242-0224	


Code	Description	Quantity
DISTRIBUTION FRAME WITH MULTIPLE STRAIGHT 1/4" OUTLETS		
		
W0502121006	Distributor FRM-LO-238-0324	
W0502121008	Distributor FRM-LO-238-0424	
W0502121010	Distributor FRM-LO-238-0524	
W0502121012	Distributor FRM-LO-238-0624	
W0502131006	Distributor FRM-LO-242-0324	
W0502131008	Distributor FRM-LO-242-0424	
W0502131010	Distributor FRM-LO-242-0524	
W0502131012	Distributor FRM-LO-242-0624	


Code	Description	Quantity
DISTRIBUTION FRAME WITH MULTIPLE STRAIGHT 1/8" OUTLETS		
		
W0502111005	Distributor FRM-LO-224-0318	
W0502111007	Distributor FRM-LO-224-0418	
W0502111009	Distributor FRM-LO-224-0518	
W0502111011	Distributor FRM-LO-224-0618	


Code	Description	Quantity
DISTRIBUTION FRAME WITH 2 OPPOSED OUTLETS		
		
W0503111013	Distributor FRM-00-224-1218	
W0503121014	Distributor FRM-00-238-1224	
W0503131014	Distributor FRM-00-042-1224	


Code	Description	Quantity
DISTRIBUTION FRAME WITH 1/8"-1/4" OPPOSED OUTLETS		
		
W0503111015	Distributor FRM-00-224-1318	
W0503111017	Distributor FRM-00-224-1418	
W0503111019	Distributor FRM-00-224-1518	
W0503121016	Distributor FRM-00-238-1324	
W0503121018	Distributor FRM-00-238-1424	
W0503121020	Distributor FRM-00-238-1524	
W0503131016	Distributor FRM-00-242-1324	
W0503131018	Distributor FRM-00-242-1424	
W0503131020	Distributor FRM-00-242-1524	

Code	Description	Quantity
DISTRIBUTOR, Ø 4-6-8 mm		
		
7304106	Distributor 1/8-6 POS. R26 4/2	
7304112	Distributor 1/8-12 POS. R26 4/2	
7306206	Distributor 1/4-6 POS. R26 6/4	
7306212	Distributor 1/4-12 POS. R26 6/4	
7308306	Distributor 3/8-6 POS. R26 8/6	
7308312	Distributor 3/8-12 POS. R26 8/6	

Code	Description	Quantity
SINGLE ROTARY JOINT		
		
W0511101101	Joint RTJ-OSG-18-18	
W0511121121	Joint RTJ-OSG-24-24	
W0511131131	Joint RTJ-OSG-38-38	
W0511141141	Joint RTJ-OSG-42-42	
W0511151151	Joint RTJ-OSG-54-54	
W0511161161	Joint RTJ-OSG-61-61	

Code	Description	Quantity
MULTIPLE ROTARY JOINT		
		
W0513131101	Joint RTJ-MT6-38-18	
W0512131121	Joint RTJ-MT3-38-24	


Code	Description	Quantity
2 INDEPENDENT WAY ROTARY JOINTS		
		
W0514101101	Joint RTJ-22W-18-18	
W0514121121	Joint RTJ-22W-24-24	

Code	Description	Quantity
3 INDEPENDENT WAY ROTARY JOINTS		
		
W0515121121	Joint RTJ-33W-24-24	

SILENCERS

Code	Description	Quantity
SILENCER MW SC		
		
W0970530001	Silencer MWSC M5	50
W0970530002	Silencer MWSC 1/8	50
W0970530003	Silencer MWSC 1/4	50
W0970530004	Silencer MWSC 3/8	20
W0970530005	Silencer MWSC 1/2	20
W0970530006	Silencer MWSC 3/4	10
W0970530007	Silencer MWSC 1"	10

Code	Description	Quantity
SILENCER MW SCQ		
		
W0970530012	Silencer MWSCQ 1/8	50
W0970530013	Silencer MWSCQ 1/4	50
W0970530014	Silencer MWSCQ 3/8	20
W0970530015	Silencer MWSCQ 1/2	20
W0970530016	Silencer MWSCQ 3/4	10
W0970530017	Silencer MWSCQ 1"	10

Code	Description	Quantity
SILENCER MW SE		
		
W0970530020	Silencer MWSE M7	50
W0970530021	Silencer MWSE M5	50
W0970530022	Silencer MWSE 1/8	50
W0970530023	Silencer MWSE 1/4	50
W0970530024	Silencer MWSE 3/8	20
W0970530025	Silencer MWSE 1/2	20
W0970530026	Silencer MWSE 3/4	10
W0970530027	Silencer MWSE 1"	10

Code Description Quantity
HIGH CAPACITY-SILENCER MW SL



W0970530036	Silencer MWSL 3/4	10
W0970530037	Silencer MWSL 1'	10
W0970530038	Silencer MWSL 1' 1/4	5
W0970530039	Silencer MWSL 1' 1/2	5
W0970530040	Silencer MWSL 2'	5

Code Description Quantity
SILENCER MW SPL



W0970530062	Silencer MWSPL 1/8	50
W0970530063	Silencer MWSPL 1/4	50
W0970530064	Silencer MWSPL 3/8	20
W0970530065	Silencer MWSPL 1/2	20
W0970530066	Silencer MWSPL 3/4	10
W0970530067	Silencer MWSPL 1'	10

Code Description Quantity
SILENCED EXHAUST REGULATOR MW SVL



W0970520010	Exhaust reg. MWSVL M5	50
W0970520011	Exhaust reg. MWSVL 1/8	50
W0970520012	Exhaust reg. MWSVL 1/4	50
W0970520013	Exhaust reg. MWSVL 3/8	20
W0970520014	Exhaust reg. MWSVL 1/2	20
W0970520015	Exhaust reg. MWSVL 3/4	10
W0970520016	Exhaust reg. MWSVL 1'	10

SILENCER MW STT



W0970530042	Silencer MWSTT 1/8	50
W0970530043	Silencer MWSTT 1/4	50
W0970530044	Silencer MWSTT 3/8	20
W0970530045	Silencer MWSTT 1/2	20
W0970530046	Silencer MWSTT 3/4	10
W0970530047	Silencer MWSTT 1'	10

SILENCER MW SPL-F



W0970530072	Silencer MWSPL-F 1/8	50
W0970530073	Silencer MWSPL-F 1/4	50
W0970530074	Silencer MWSPL-F 3/8	20
W0970530075	Silencer MWSPL-F 1/2	20

EXHAUST REGULATOR MW DSN



W0970520021	Exhaust reg. MWDSN 1/8 1/8	50
W0970520022	Exhaust reg. MWDSN 1/4 1/8	50
W0970520023	Exhaust reg. MWDSN 3/8 1/4	20
W0970520024	Exhaust reg. MWDSN 1/2 1/4	20

SILENCER MW SFE



W0970530051	Silencer MWSFE M5	50
W0970530052	Silencer MWSFE 1/8	50
W0970530053	Silencer MWSFE 1/4	50
W0970530054	Silencer MWSFE 3/8	20
W0970530055	Silencer MWSFE 1/2	20
W0970530056	Silencer MWSFE 3/4	10
W0970530057	Silencer MWSFE 1'	10

SILENCED EXHAUST REGULATOR MW SVE



W0970520001	Exhaust reg. MWSVE 1/8	50
W0970520002	Exhaust reg. MWSVE 1/4	50
W0970520003	Exhaust reg. MWSVE 3/8	20
W0970520004	Exhaust reg. MWSVE 1/2	20
W0970520005	Exhaust reg. MWSVE 3/4	10
W0970520006	Exhaust reg. MWSVE 1'	10

EXHAUST REGULATOR MW DSE



W0970520031	Exhaust reg. MWDSE 1/8	50
W0970520032	Exhaust reg. MWDSE 1/4	50

PNEUMO-POWER



0251530000	PNEUMO-POWER 50-1 3W 24 VDC
0251550000	PNEUMO-POWER 50-2 7,5W 24 VDC
0251570000	PNEUMO-POWER 50-3 12W 24 VDC

ACCESSORIES

M8 connector with cable
0240009053 M8 male 3-pin connector with 2.5 metres of cable

NOTES

Lined area for notes.

NOTES

A large, vertically oriented rectangular area with a light gray background and horizontal white lines, intended for handwritten notes.

NOTES

Lined area for notes.

NOTES

A large, vertically oriented rectangular area with a light gray background and horizontal white lines, intended for handwritten notes.

